

FORM NO. MGT-7

[Pursuant to sub-Section(1) of section 92 of the Companies Act, 2013 and sub-rule (1) of rule 11of the Companies (Management and Administration) Rules, 2014]



Annual Return (other than OPCs and Small Companies)

Form language English Hindi

Refer the instruction kit for filing the form.

I. REGISTRATION AND OTHER DETAILS

- (i) * Corporate Identification Number (CIN) of the company
- Global Location Number (GLN) of the company
- * Permanent Account Number (PAN) of the company
- (ii) (a) Name of the company
- (b) Registered office address
- (c) *e-mail ID of the company
- (d) *Telephone number with STD code
- (e) Website
- (iii) Date of Incorporation
- (iv)
- | Type of the Company | Category of the Company | Sub-category of the Company |
|---------------------|---------------------------|-------------------------------|
| Public Company | Company limited by shares | Indian Non-Government company |
- (v) Whether company is having share capital Yes No
- (vi) *Whether shares listed on recognized Stock Exchange(s) Yes No

(a) Details of stock exchanges where shares are listed

S. No.	Stock Exchange Name	Code
1	BSE Limited	1
2	National Stock Exchange of India Limited	1,024

(b) CIN of the Registrar and Transfer Agent

U72400TG2017PLC117649

Pre-fill

Name of the Registrar and Transfer Agent

KFIN TECHNOLOGIES LIMITED

Registered office address of the Registrar and Transfer Agents

Selenium, Tower B, Plot No- 31 & 32,
Financial District, Nanakramguda, Serilingampally

(vii) *Financial year From date 01/04/2021 (DD/MM/YYYY) To date 31/03/2022 (DD/MM/YYYY)

(viii) *Whether Annual general meeting (AGM) held Yes No

(a) If yes, date of AGM

(b) Due date of AGM

30/09/2022

(c) Whether any extension for AGM granted

Yes No

(f) Specify the reasons for not holding the same

AGM will be held in August 2022

II. PRINCIPAL BUSINESS ACTIVITIES OF THE COMPANY

*Number of business activities

1

S.No	Main Activity group code	Description of Main Activity group	Business Activity Code	Description of Business Activity	% of turnover of the company
1	J	Information and communication	J6	Computer programming, consultancy and related activities	100

III. PARTICULARS OF HOLDING, SUBSIDIARY AND ASSOCIATE COMPANIES (INCLUDING JOINT VENTURES)

*No. of Companies for which information is to be given

17

Pre-fill All

S.No	Name of the company	CIN / FCRN	Holding/ Subsidiary/Associate/ Joint Venture	% of shares held
1	Oracle Global (Mauritius) Limit +		Holding	73.11
2	Oracle Financial Services Softw +		Subsidiary	100
3	Oracle Financial Services Softw +		Subsidiary	100
4	Oracle Financial Services Softw +		Subsidiary	100
5	Oracle Financial Services Cons +		Subsidiary	100
6	Oracle Financial Services Softw +		Subsidiary	100
7	Oracle Financial Services Softw +		Subsidiary	100
8	Mantas Inc.		Subsidiary	100
9	Sotas Inc.		Subsidiary	100
10	Mantas India Private Limited	U72900DL1999PTC099923	Subsidiary	100
11	Oracle (OFSS) ASP Private Limi +	U72900MH2001PTC131264	Subsidiary	100
12	Oracle (OFSS) Processing Servi +	U72900MH2005PLC151334	Subsidiary	100
13	ISP Internet Mauritius Compan +		Subsidiary	100
14	Oracle (OFSS) BPO Services Inc +		Subsidiary	100
15	Oracle (OFSS) BPO Services Lin +	U72900DL2002PLC180572	Subsidiary	100
16	Oracle Financial Services Softw +		Subsidiary	100
17	Oracle Financial Services Softw +		Subsidiary	100

IV. SHARE CAPITAL, DEBENTURES AND OTHER SECURITIES OF THE COMPANY

(i) *SHARE CAPITAL

(a) Equity share capital

Particulars	Authorised capital	Issued capital	Subscribed capital	Paid up capital
Total number of equity shares	100,000,000	86,246,465	86,246,465	86,246,465
Total amount of equity shares (in Rupees)	500,000,000	431,232,325	431,232,325	431,232,325

Number of classes

1

Class of Shares	Authorised capital	Issued capital	Subscribed capital	Paid up capital
Equity Shares				
Number of equity shares	100,000,000	86,246,465	86,246,465	86,246,465
Nominal value per share (in rupees)	5	5	5	5
Total amount of equity shares (in rupees)	500,000,000	431,232,325	431,232,325	431,232,325

(b) Preference share capital

Particulars	Authorised capital	Issued capital	Subscribed capital	Paid-up capital
Total number of preference shares	0	0	0	0
Total amount of preference shares (in rupees)	0	0	0	0

Number of classes

0

Class of shares	Authorised capital	Issued capital	Subscribed capital	Paid up capital
Number of preference shares				
Nominal value per share (in rupees)				
Total amount of preference shares (in rupees)				

(c) Unclassified share capital

Particulars	Authorised Capital
Total amount of unclassified shares	0

(d) Break-up of paid-up share capital

Class of shares	Number of shares			Total nominal amount	Total Paid-up amount	Total premium
	Physical	DEMAT	Total			
Equity shares						
At the beginning of the year	206,426	85,855,807	86062233	430,311,165	430,311,165	
Increase during the year	0	191,653	191653	958,265	958,265	256,800,584
i. Public Issues	0	0	0	0	0	0
ii. Rights issue	0	0	0	0	0	0
iii. Bonus issue	0	0	0	0	0	0
iv. Private Placement/ Preferential allotment	0	0	0	0	0	0

v. ESOPs	0	184,232	184232	921,160	921,160	256,800,584
vi. Sweat equity shares allotted	0	0	0	0	0	0
vii. Conversion of Preference share	0	0	0	0	0	0
viii. Conversion of Debentures	0	0	0	0	0	0
ix. GDRs/ADRs	0	0	0	0	0	0
x. Others, specify		7,421	7421	37,105	37,105	
Shares demated / transferred to IEPF during the year						
Decrease during the year	7,421	0	7421	37,105	37,105	0
i. Buy-back of shares	0	0	0	0	0	0
ii. Shares forfeited	0	0	0	0	0	0
iii. Reduction of share capital	0	0	0	0	0	0
iv. Others, specify	7,421		7421	37,105	37,105	
Shares demated during the year						
At the end of the year	199,005	86,047,460	86246465	431,232,325	431,232,325	
Preference shares						
At the beginning of the year	0	0	0	0	0	
Increase during the year	0	0	0	0	0	0
i. Issues of shares	0	0	0	0	0	0
ii. Re-issue of forfeited shares	0	0	0	0	0	0
iii. Others, specify						
Decrease during the year	0	0	0	0	0	0
i. Redemption of shares	0	0	0	0	0	0
ii. Shares forfeited	0	0	0	0	0	0
iii. Reduction of share capital	0	0	0	0	0	0
iv. Others, specify						
At the end of the year	0	0	0	0	0	

ISIN of the equity shares of the company

INE881D01027

(ii) Details of stock split/consolidation during the year (for each class of shares)

0

Class of shares		(i)	(ii)	(iii)
Before split / Consolidation	Number of shares			
	Face value per share			
After split / Consolidation	Number of shares			
	Face value per share			

(iii) Details of shares/Debentures Transfers since closure date of last financial year (or in the case of the first return at any time since the incorporation of the company) *

Nil

[Details being provided in a CD/Digital Media]

Yes No Not Applicable

Separate sheet attached for details of transfers

Yes No

Note: In case list of transfer exceeds 10, option for submission as a separate sheet attachment or submission in a CD/Digital Media may be shown.

Date of the previous annual general meeting		<input type="text"/>	
Date of registration of transfer (Date Month Year)		<input type="text"/>	
Type of transfer	<input type="text"/>	1 - Equity, 2- Preference Shares,3 - Debentures, 4 - Stock	
Number of Shares/ Debentures/ Units Transferred	<input type="text"/>	Amount per Share/ Debenture/Unit (in Rs.)	<input type="text"/>
Ledger Folio of Transferor		<input type="text"/>	
Transferor's Name	<input type="text"/>	<input type="text"/>	<input type="text"/>
	Surname	middle name	first name
Ledger Folio of Transferee		<input type="text"/>	

Transferee's Name	<input type="text"/>	<input type="text"/>	<input type="text"/>
	Surname	middle name	first name

Date of registration of transfer (Date Month Year)	<input type="text"/>
--	----------------------

Type of transfer	<input type="text"/>	1 - Equity, 2- Preference Shares,3 - Debentures, 4 - Stock
------------------	----------------------	--

Number of Shares/ Debentures/ Units Transferred	<input type="text"/>	Amount per Share/ Debenture/Unit (in Rs.)	<input type="text"/>
--	----------------------	--	----------------------

Ledger Folio of Transferor	<input type="text"/>
----------------------------	----------------------

Transferor's Name	<input type="text"/>	<input type="text"/>	<input type="text"/>
	Surname	middle name	first name

Ledger Folio of Transferee	<input type="text"/>
----------------------------	----------------------

Transferee's Name	<input type="text"/>	<input type="text"/>	<input type="text"/>
	Surname	middle name	first name

(iv) *Debentures (Outstanding as at the end of financial year)

Particulars	Number of units	Nominal value per unit	Total value
Non-convertible debentures	0	0	0
Partly convertible debentures	0	0	0
Fully convertible debentures	0	0	0
Total			0

Details of debentures

Class of debentures	Outstanding as at the beginning of the year	Increase during the year	Decrease during the year	Outstanding as at the end of the year
Non-convertible debentures	0	0	0	0
Partly convertible debentures	0	0	0	0
Fully convertible debentures	0	0	0	0

(v) Securities (other than shares and debentures)

0

Type of Securities	Number of Securities	Nominal Value of each Unit	Total Nominal Value	Paid up Value of each Unit	Total Paid up Value
Total					

V. *Turnover and net worth of the company (as defined in the Companies Act, 2013)

(i) Turnover

38,961,334,781

(ii) Net worth of the Company

58,024,641,082

VI. (a) *SHARE HOLDING PATTERN - Promoters

S. No.	Category	Equity		Preference	
		Number of shares	Percentage	Number of shares	Percentage
1.	Individual/Hindu Undivided Family				
	(i) Indian	0	0	0	
	(ii) Non-resident Indian (NRI)	0	0	0	
	(iii) Foreign national (other than NRI)	0	0	0	
2.	Government				
	(i) Central Government	0	0	0	
	(ii) State Government	0	0	0	
	(iii) Government companies	0	0	0	
3.	Insurance companies	0	0	0	
4.	Banks	0	0	0	
5.	Financial institutions	0	0	0	

6.	Foreign institutional investors	0	0	0	
7.	Mutual funds	0	0	0	
8.	Venture capital	0	0	0	
9.	Body corporate (not mentioned above)	63,051,197	73.11	0	
10.	Others	0	0	0	
	Total	63,051,197	73.11	0	0

Total number of shareholders (promoters)

1

(b) *SHARE HOLDING PATTERN - Public/Other than promoters

S. No.	Category	Equity		Preference	
		Number of shares	Percentage	Number of shares	Percentage
1.	Individual/Hindu Undivided Family				
	(i) Indian	6,654,529	7.72	0	
	(ii) Non-resident Indian (NRI)	1,146,301	1.33	0	
	(iii) Foreign national (other than NRI)	1,785	0	0	
2.	Government				
	(i) Central Government	4,000	0	0	
	(ii) State Government	0	0	0	
	(iii) Government companies	0	0	0	
3.	Insurance companies	603,876	0.7	0	
4.	Banks	0	0	0	
5.	Financial institutions	2,824,747	3.28	0	
6.	Foreign institutional investors	6,878,255	7.98	0	
7.	Mutual funds	4,340,037	5.03	0	
8.	Venture capital	0	0	0	
9.	Body corporate (not mentioned above)	391,134	0.45	0	
10.	Others Alternative Investment Fun	350,604	0.41	0	

	Total	23,195,268	26.9	0	0
--	--------------	------------	------	---	---

Total number of shareholders (other than promoters)


































99,007

**Total number of shareholders (Promoters+Public/
Other than promoters)**

99,008

(c) *Details of Foreign institutional investors' (FIIs) holding shares of the company

281

Name of the FII	Address	Date of Incorporation	Country of Incorporation	Number of shares held	% of shares held
WESSEX (MAURITIUS) 	CO CIM Corporate Services Ltd Les 			994,920	1.15
SUSSEX (MAURITIUS) 	CO CIM Corporate Services Ltd Les 			446,992	0.52
ROBECO CAPITAL GRO 	11-13 BOULEVARD DE LA FOIRE L 			313,811	0.36
VANGUARD EMERGIN 	100 VANGUARD BOULEVARD MAL 			308,407	0.36
VANGUARD TOTAL IN 	100 VANGUARD BOULEVARD MAL 			289,050	0.34
VIRTUS KAR EMERGIN 	101 MUNSON STREET GREENFIELD 			271,577	0.31
JNL MULTI-MANAGER 	1 CORPORATE WAY LANSING MI 			199,229	0.23
GOVERNMENT PENSIC 	Bankplassen 2 P O Box 1179 Sentri 			199,207	0.23
CITY OF NEW YORK GF 	ONE CENTRE STREET NEW YORK N 			156,150	0.18
ISHARES CORE EMERG 	INTERNATIONAL FINANCIAL SERVI 			153,899	0.18
THELEME INDIA MAST 	PO Box 309 Ugl and House South C 			125,000	0.14
VANGUARD FIDUCIAR 	100 VANGUARD BOULEVARD MAL 			120,622	0.14
ACADIAN EMERGING I 	260 FRANKLIN STREET BOSTON M 			109,613	0.13
EMERGING MARKETS 	6300 Bee Cave Road Building One 			97,096	0.11
CALIFORNIA STATE TE 	100 WATERFRONT PLACE WEST SA 			83,990	0.1
EMERGING MARKETS 	400 HOWARD STREET SAN FRANCI 			75,287	0.09
ACADIAN EMERGING I 	260 FRANKLIN STREET BOSTON M 			73,295	0.08
STICHTING DEPOSITAI 	OUDE LINDESTRAAT 70 			69,478	0.08
STICHTING PENSIOENI 	DE ENTREE 201 AMSTERDAM 			62,544	0.07
AUSTRALIANSUPER 	LEVEL 33 50 LONSDALE STREET MI 			62,400	0.07

Name of the FII	Address	Date of Incorporation	Country of Incorporation	Number of shares held	% of shares held
LEGAL AND GENERAL	One Coleman Street London			61,420	0.07
GENERAL ORGANIZATI	PO BOX 2963 KING ABDULAZIZ RC			60,655	0.07
PGGM WORLD EQUITY	Noordweg-Noord 150 Zeist			60,045	0.07
PUBLIC EMPLOYEES RI	277 EAST TOWN STREET COLUMBU			58,754	0.07
ISHARES CORE MSCI E	JP MORGAN HOUSE IFSC DUBLIN 1			56,607	0.07

VII. *NUMBER OF PROMOTERS, MEMBERS, DEBENTURE HOLDERS
(Details, Promoters, Members (other than promoters), Debenture holders)

Details	At the beginning of the year	At the end of the year
Promoters	1	1
Members (other than promoters)	48,570	99,007
Debenture holders	0	0

VIII. DETAILS OF DIRECTORS AND KEY MANAGERIAL PERSONNEL

(A) *Composition of Board of Directors

Category	Number of directors at the beginning of the year		Number of directors at the end of the year		Percentage of shares held by directors as at the end of year	
	Executive	Non-executive	Executive	Non-executive	Executive	Non-executive
A. Promoter	0	4	0	4	0	0
B. Non-Promoter	2	4	2	4	0.16	0.01
(i) Non-Independent	2	0	2	0	0.16	0
(ii) Independent	0	4	0	4	0	0.01
C. Nominee Directors representing	0	0	0	0	0	0
(i) Banks & FIs	0	0	0	0	0	0
(ii) Investing institutions	0	0	0	0	0	0
(iii) Government	0	0	0	0	0	0
(iv) Small share holders	0	0	0	0	0	0
(v) Others	0	0	0	0	0	0

Total	2	8	2	8	0.16	0.01
-------	---	---	---	---	------	------

Number of Directors and Key managerial personnel (who is not director) as on the financial year end date

(B) (i) *Details of directors and Key managerial personnel as on the closure of financial year

Name	DIN/PAN	Designation	Number of equity share(s) held	Date of cessation (after closure of financial year : If any)
VENKATACHALAM SA <input type="checkbox"/>	00257819	Director	6,000	
CHAITANYA MADHUKA <input type="checkbox"/>	00969094	Managing Director	70,500	
MAKARAND SHRIKANTH <input type="checkbox"/>	02115514	Whole-time director	67,777	
RICHARD DAVID JACK <input type="checkbox"/>	06447687	Director	0	
HARINDERJIT SINGH	06628566	Director	0	
SRIDHAR SRINIVASAN <input type="checkbox"/>	07240718	Director	0	
KIMBERLY WOOLLEY	07741017	Director	0	
YONG MENG KAU	08234739	Director	0	
VINCENT SECONDO G <input type="checkbox"/>	08262388	Director	0	
JANE MURPHY	08336710	Director	0	
ONKAR NATH BANERJEE <input type="checkbox"/>	AEDPB6094E	Company Secretary	226	

(ii) Particulars of change in director(s) and Key managerial personnel during the year

Name	DIN/PAN	Designation at the beginning / during the financial year	Date of appointment/ change in designation/ cessation	Nature of change (Appointment/ Change in designation/ Cessation)

IX. MEETINGS OF MEMBERS/CLASS OF MEMBERS/BOARD/COMMITTEES OF THE BOARD OF DIRECTORS

A. MEMBERS/CLASS /REQUISITIONED/NCLT/COURT CONVENED MEETINGS

Number of meetings held

Type of meeting	Date of meeting	Total Number of Members entitled to attend meeting	Attendance	
			Number of members attended	% of total shareholding
Annual General Meeting	04/08/2021	64,044	80	73.46

B. BOARD MEETINGS

*Number of meetings held

6

S. No.	Date of meeting	Total Number of directors associated as on the date of meeting	Attendance	
			Number of directors attended	% of attendance
1	05/05/2021	10	9	90
2	16/06/2021	10	10	100
3	28/07/2021	10	9	90
4	27/10/2021	10	10	100
5	19/01/2022	10	10	100
6	16/03/2022	10	10	100

C. COMMITTEE MEETINGS

Number of meetings held

21

S. No.	Type of meeting	Date of meeting	Total Number of Members as on the date of the meeting	Attendance	
				Number of members attended	% of attendance
1	Audit Committee	05/05/2021	5	5	100
2	Audit Committee	28/07/2021	5	5	100
3	Audit Committee	27/10/2021	5	5	100
4	Audit Committee	19/01/2022	5	5	100
5	Audit Committee	16/03/2022	5	5	100
6	Stakeholders Forum	16/03/2022	4	4	100
7	Nomination and Remuneration Committee	16/03/2022	3	3	100
8	Risk Management Committee	28/09/2021	3	3	100
9	Risk Management Committee	16/03/2022	3	3	100
10	ESOP Allotment Committee	20/04/2021	4	4	100

D. *ATTENDANCE OF DIRECTORS

S. No.	Name of the director	Board Meetings			Committee Meetings			Whether attended AGM held on
		Number of Meetings which director was entitled to attend	Number of Meetings attended	% of attendance	Number of Meetings which director was entitled to attend	Number of Meetings attended	% of attendance	
1	VENKATACHA	6	6	100	18	18	100	
2	CHAITANYA M	6	6	100	15	15	100	
3	MAKARAND S	6	6	100	15	15	100	
4	RICHARD DA	6	6	100	6	6	100	
5	HARINDERJI	6	4	66.67	1	1	100	
6	SRIDHAR SRI	6	6	100	21	21	100	
7	KIMBERLY W	6	6	100	0	0	0	
8	YONG MENG	6	6	100	0	0	0	
9	VINCENT SEC	6	6	100	0	0	0	
10	JANE MURPH	6	6	100	5	5	100	

X. *REMUNERATION OF DIRECTORS AND KEY MANAGERIAL PERSONNEL

Nil

Number of Managing Director, Whole-time Directors and/or Manager whose remuneration details to be entered

2

S. No.	Name	Designation	Gross Salary	Commission	Stock Option/ Sweat equity	Others	Total Amount
1	Chaitanya Kamat	Managing Director	47,581,730	0	25,000	0	47,606,730
2	Makarand Padalkar	Whole-time Director	27,668,967	0	14,000	0	27,682,967
	Total		75,250,697	0	39,000	0	75,289,697

Number of CEO, CFO and Company secretary whose remuneration details to be entered

1

S. No.	Name	Designation	Gross Salary	Commission	Stock Option/ Sweat equity	Others	Total Amount
1	Onkarnath Banerjee	Company Secretary	11,743,264	0	2,500	0	11,745,764
	Total		11,743,264	0	2,500	0	11,745,764

Number of other directors whose remuneration details to be entered

4

S. No.	Name	Designation	Gross Salary	Commission	Stock Option/ Sweat equity	Others	Total Amount
1	VENKATACHALAM	INDEPENDENT	0	4,400,000	0	0	4,400,000
2	RICHARD JACKSON	INDEPENDENT	0	4,200,000	0	0	4,200,000
3	SRIDHAR SRINIVASA	INDEPENDENT	0	3,200,000	0	0	3,200,000
4	JANE MURPHY	INDEPENDENT	0	3,900,000	0	0	3,900,000
	Total		0	15,700,000	0	0	15,700,000

XI. MATTERS RELATED TO CERTIFICATION OF COMPLIANCES AND DISCLOSURES

* A. Whether the company has made compliances and disclosures in respect of applicable provisions of the Companies Act, 2013 during the year Yes No

B. If No, give reasons/observations

XII. PENALTY AND PUNISHMENT - DETAILS THEREOF

(A) DETAILS OF PENALTIES / PUNISHMENT IMPOSED ON COMPANY/DIRECTORS /OFFICERS Nil

Name of the company/ directors/ officers	Name of the court/ concerned Authority	Date of Order	Name of the Act and section under which penalised / punished	Details of penalty/ punishment	Details of appeal (if any) including present status

(B) DETAILS OF COMPOUNDING OF OFFENCES Nil

Name of the company/ directors/ officers	Name of the court/ concerned Authority	Date of Order	Name of the Act and section under which offence committed	Particulars of offence	Amount of compounding (in Rupees)

XIII. Whether complete list of shareholders, debenture holders has been enclosed as an attachment

Yes No

(In case of 'No', submit the details separately through the method specified in instruction kit)

XIV. COMPLIANCE OF SUB-SECTION (2) OF SECTION 92, IN CASE OF LISTED COMPANIES

In case of a listed company or a company having paid up share capital of Ten Crore rupees or more or turnover of Fifty Crore rupees or more, details of company secretary in whole time practice certifying the annual return in Form MGT-8.

Name

Prashant Diwan

Whether associate or fellow

Associate Fellow

Certificate of practice number

1979

I/We certify that:

- (a) The return states the facts, as they stood on the date of the closure of the financial year aforesaid correctly and adequately.
- (b) Unless otherwise expressly stated to the contrary elsewhere in this Return, the Company has complied with all the provisions of the Act during the financial year.

Declaration

I am Authorised by the Board of Directors of the company vide resolution no. ... dated

(DD/MM/YYYY) to sign this form and declare that all the requirements of the Companies Act, 2013 and the rules made thereunder in respect of the subject matter of this form and matters incidental thereto have been complied with. I further declare that:

- 1. Whatever is stated in this form and in the attachments thereto is true, correct and complete and no information material to the subject matter of this form has been suppressed or concealed and is as per the original records maintained by the company.
- 2. All the required attachments have been completely and legibly attached to this form.

Note: Attention is also drawn to the provisions of Section 447, section 448 and 449 of the Companies Act, 2013 which provide for punishment for fraud, punishment for false statement and punishment for false evidence respectively.

To be digitally signed by

Director

DIN of the director

To be digitally signed by

Company Secretary

Company secretary in practice

Membership number

Certificate of practice number

Attachments

- 1. List of share holders, debenture holders
- 2. Approval letter for extension of AGM;
- 3. Copy of MGT-8;
- 4. Optional Attachment(s), if any

Attach
Attach
Attach
Attach

List of attachments

--

Remove attachment

Modify

Check Form

Prescrutiny

Submit

This eForm has been taken on file maintained by the Registrar of Companies through electronic mode and on the basis of statement of correctness given by the company

Annexure to point no. VI(c) of Form MGT 7

Oracle Financial Services Software Limited						
Details in respect of shares held by or on behalf of the FIIs/ FPIs in the Company						
Sr. No.	Name of FII/FPI	Address	Date of Incorporation	Country of Incorporation	No. of Shares held	% of Shares held
26	SLG INTERNATIONAL OPPORTUNITIES,L.P	1235 WESTLAKES DRIVE SUITE 295 BERWYN PENNSYLVANIA			51222	0.06
27	VANGUARD FTSE ALL-WORLD EX-US INDEX FUND, A SERIES OF VANGUARD INTERNATIONAL EQUITY INDEX FUNDS	100 VANGUARD BOULEVARD MALVERN PA			49554	0.06
28	NORDEA EMERGING MARKET EQUITIES FUND	SATAMARADANKATU 5 00020 NORDEA			49533	0.06
29	CALIFORNIA PUBLIC EMPLOYEES' RETIREMENT SYSTEM	400 Q STREET LPE ROOM 4800 SACRAMENTO CA			49251	0.06
30	EMERGING MARKETS SMALL CAPITALIZATION EQUITY INDEX FUND	400 HOWARD STREET SAN FRANCISCO CA 94105			46325	0.05
31	WASHINGTON STATE INVESTMENT BOARD MANAGED BY LSV A SSET MANAGEMENT	2100 EVERGREEN PARK DRIVE S W OLYMPIA WASHINGTON			43800	0.05
32	LSV EMERGING MARKETS SMALL CAP EQUITY FUND, LP	2711 Centerville Road Suite 400 Wilmington Delaware			42100	0.05
33	STATE STREET EMERGING MARKETS SMALL CAP ACTIVE NON -LENDING QIB COMMON TRUST FUND	ONE LINCOLN STREET BOSTON MA			41073	0.05
34	OPSEU PENSION PLAN TRUST FUND	1 Adelaide Street East Suite 1200			39904	0.05
35	WISDOMTREE EMERGING MARKETS HIGH DIVIDEND FUND	245 PARK AVENUE 35TH FLOOR NEW YORK NY 10167			39337	0.05
36	TEACHERS' RETIREMENT SYSTEM OF THE STATE OF ILLINO IS - ACADIAN ASSET MANAGEMENT LLC - EM SMALL CAP	2815 WEST WASHINGTON STREET SPRINGFIELD ILLINOIS			38269	0.04
37	STATE OF WISCONSIN INVESTMENT BOARD - ACADIANEMERG ING EQUITY	121 EAST WILSON STREET MADISON WISCONSIN PO BOX 7842			37307	0.04
38	EVLI GEM FUND	ALEKSANTERINKATU 19 A HELSINKI			36571	0.04
39	MISSOURI EDUCATION PENSION TRUST MANAGED BY ACADIA N ASSET MANAGEMENT LLC	3210 WEST TRUMAN BOULEVARD JEFFERSON CITY MISSOURI			36456	0.04
40	FLORIDA RETIREMENT SYSTEM - AQR CAPITAL MANAGEMENT , LLC	1801 HERMITAGE BLVD SUITE 100 TALLAHASSEE FLORIDA			36159	0.04
41	ISHARES INDIA SC MAURITIUS COMPANY	IFS COURT TWENTYEIGHT CYBERCITY EBENE MAURITIUS			33955	0.04
42	LOUISIANA STATE EMPLOYEES' RETIREMENT SYSTEM	8401 UNITED PLAZA BOULEVARD BATON ROUGE LOUISIANA			33200	0.04
43	STATE STREET GLOBAL SMALL CAP EQUITY EX-U.S. INDEX NON-LENDING SERIES FUND	ONE LINCOLN STREET BOSTON MA			33172	0.04
44	SCHWAB EMERGING MARKETS EQUITY ETF	211 MAIN STREET SAN FRANCISCO CA			31756	0.04
45	THE EMERGING MARKETS SERIES OF THE DFA INVESTMENT TRUST COMPANY	6300 Bee Cave Road Building One Austin Texas 78746 USA			30804	0.04
46	RUSSELL INVESTMENT COMPANY PLC - ACADIAN EMERGING MARKETS EQUITY UCITS II	78 SIR JOHN ROGERSON'S QUAY DUBLIN			30546	0.04
47	THE NORTH CAROLINA SUPPLEMENTAL RETIREMENT PLANS GROUP TRUST	3200 ATLANTIC AVENUE RALEIGH NORTH CAROLINA			28018	0.03
48	INVESTERINGSFORENINGEN BANKINVEST, EMERGING MARKET S AKTIER KL	SUNDKROGSGADE 7 COPENHAGEN			27391	0.03
49	FUTURE FUND BOARD OF GUARDIANS MANAGED BY ROBECO H ONG KONG LIMITED	Level 14 447 Collins Street Melbourne Victoria			26600	0.03

Sr. No.	Name of FII/FPI	Address	Date of Incorporation	Country of Incorporation	No. of Shares held	% of Shares held
50	AXA ROSENBERG EQUITY ALPHA TRUST - AXA ROSENBERG A LL COUNTRY ASIA PACIFIC EX-JAPAN SMALL CAP ALPHA FUND	78 SIR JOHN ROGERSONS QUAY DUBLIN 2			26237	0.03
51	THE BOARD OF REGENTS OF THE UNIVERSITY OF TEXAS SY STEM-ACADIAN ASSET MANAGEMENT	401 CONGRESS AVENUE SUITE 2800 AUSTIN TEXAS			25961	0.03
52	ACADIAN EMERGING MARKETS MANAGED VOLATILITY EQUITY FUND LLC	260 FRANKLIN STREET BOSTON MASSACHUSETTS			25945	0.03
53	VIRGINIA RETIREMENT SYSTEM MANAGED BY ACADIANASSET MANAGEMENT	1200 EAST MAIN STREET RICHMOND VIRGINIA			25733	0.03
54	PENSION RESERVES INVESTMENT TRUST FUND - ACADIAN	C/O PRIM BOARD 84 STATE STREET SUITE 250 BOSTON BOSTON MASSACHUSETTS			25300	0.03
55	EASTSPRING INVESTMENTS - ASIAN LOW VOLATILITY EQUI TY FUND	26 BOULEVARD ROYAL			24741	0.03
56	INVESTERINGSFORENINGEN NORDEA INVEST EMERGING MARK ETS KL	STRANDGADE 3 POSTBOX 850 0900 KOBENHAVN			24632	0.03
57	THE COLLECTIVE LSV EMERGING MARKETS EQUITY FUND OF THE NORTHERN TRUST COMPANY SUB-ADVISED COLLECTIVE FUNDS TRUST MANAGED BY LSV ASSET MANAGEMENT	50 S LaSalle Street Chicago IL			24300	0.03
58	QUONIAM FUNDS SELECTION SICAV-EMERGING MARKETS EQU ITIES MINRISK	308 route d Esch			23456	0.03
59	COLLEGE RETIREMENT EQUITIES FUND - STOCK ACCOUNT	730 THIRD AVENUE NEW YORK NEW YORK			22643	0.03
60	ROBECO QI INSTITUTIONAL EMERGING MARKETS ENHANCED INDEX EQUITIES FUND	Weena 850 Rotterdam			21763	0.03
61	BUMA-UNIVERSAL-FONDS I	THEODOR-HEUSS-ALLEE 70 FRANKFURT AM MAIN HESSEN			21604	0.03
62	ACADIAN EMERGING MARKETS PORTFOLIO	ONE FREEDOM VALLEY DRIVE OAKS PENNSYLVANIA			21547	0.02
63	MANAGED PENSION FUNDS LIMITED	20 CHURCHILL PLACE CANARY WHARF LONDON			21128	0.02
64	THE STATE TEACHERS RETIREMENT SYSTEM OF OHIO	275 East Broad Street Columbus Ohio			20729	0.02
65	ACADIAN EMERGING MARKETS EQUITY FUND	200 CLARENDON ST 52ND FLOOR BOSTON MASSACHUSETTS			20394	0.02
66	NORTHERN TRUST COLLECTIVE EMERGING MARKETS SMALL C AP INDEX FUND- NON LENDING	50 S LaSalle Street Chicago Illinois			20194	0.02
67	RONDURE NEW WORLD FUND	1290 BROADWAY SUITE 1100 DENVER CO			20000	0.02
68	ROBECO CAPITAL GROWTH FUNDS - ROBECO QI EMERGING M ARKETS ACTIVE EQUITIES	11-13 BOULEVARD DE LA FOIRE 1528			19918	0.02
69	MONETARY AUTHORITY OF SINGAPORE ACCOUNT 1	10 SHENTON WAY MAS BUILDING SINGAPORE			19898	0.02
70	UNIVERSAL-INVESTMENT-GESELLSCHAFT MBH ON BEHALF OF BAYVK A3-FONDS	THEODOR-HEUSS-ALLE 70 60486 FRANKFURT AM MAIN			19895	0.02
71	COMMONWEALTH OF PENNSYLVANIA PUBLIC SCHOOL EMPLOYE ES RETIREMENT SYSTEM/GE328-ACADIAN ASSETMANAGEMENT INC.	5 NORTH FIFTH STREET HARRISBURG PA			18414	0.02

Sr. No.	Name of FII/FPI	Address	Date of Incorporation	Country of Incorporation	No. of Shares held	% of Shares held
72	SEI INSTITUTIONAL INVESTMENTS TRUST WORLD EQUITY E X-US FUND MANAGED BY ACADIAN ASSET MANAGEMENT LLC	ONE FREEDOM VALLEY DRIVE OAKS PENNSYLVANIA			17989	0.02
73	CORNELL UNIVERSITY- ACADIAN ASSET MANAGEMENT INC	35 THORNWOOD DRIVE SUITE 200 ITHACA NEW YORK			17828	0.02
74	VAERDIPAPIRFONDEN NORDEA INVEST PORTEFOLJE AKTIER	CHRISTIANSBRO STRANDGARE 3 COPENHAGEN C			17710	0.02
75	STATE STREET GLOBAL ADVISORS LUXEMBOURG SICAV - ST ATE STREET EMERGING MARKETS SRI ENHANCED EQUITY FU ND	49 AVENUE JF KENNEDY LUXEMBOURG			16934	0.02
76	ALLIANZ GLOBAL INVESTORS GMBH ACTING ON BEHALF OF ALLIANZ VGL FONDS	BOCKENHEIMER LANDSTRABE 42-44 FRANKFURT / MAIN GERMANY			16923	0.02
77	ACADIAN EMERGING MARKETS ALPHA PLUS FUND TRUST	320 BAY STREET TORONTO ONTARIO			16368	0.02
78	OREGON PUBLIC EMPLOYEES RETIREMENT SYSTEM MANAGED THROUGH ACADIAN ASSET MANAGEMENT	350 WINTER ST NE SALEM OREGON			16330	0.02
79	VFM EMERGING MARKETS TRUST	LEVEL 13 101 COLLINS STREET MELBOURNE VICTORIA			15600	0.02
80	BLACKROCK COLLECTIVE INVESTMENT FUNDS - ISHARES EM ERGING MARKETS EQUITY INDEX FUND (UK)	12 THROGMORTON AVENUE LONDON			15555	0.02
81	NATIONAL RAILROAD RETIREMENT INVESTMENT TRUST	2001 K Street NW Suite 1100 Washington DC			15295	0.02
82	RUSSELL INVESTMENT COMPANY PLC - ACADIAN EMERGING MARKETS MANAGED VOLATILITY EQUITY UCITS - ACADIAN ASSET MANAGEMENT	78 SIR JOHN ROGERSONS QUAY DUBLIN			14972	0.02
83	ALASKA PERMANENT FUND	801 WEST 10TH STREET JUNEAU ALASKA			13859	0.02
84	FUTURE FUND BOARD OF GUARDIANS ON BEHALF OF MEDICA L RESEARCH FUTURE FUND MANAGED BY ROBECO HONG KONG LIMITED	Level 14 447 Collins Street Melbourne Victoria			13833	0.02
85	VANGUARD FIDUCIARY TRUST COMPANY INSTITUTIONAL TOT AL INTERNATIONAL STOCK MARKET INDEX TRUST	100 VANGUARD BOULEVARD MALVERN PENNSYLVANIA			13422	0.02
86	SEI TRUST COMPANY, AS TRUSTEE ON BEHALF OF ACADIAN ALL COUNTRY WORLD EX US EQUITY CIT FUND	1 FREEDOM VALLEY DRIVE OAKS PENNSYLVANIA			13280	0.02
87	IOWA PUBLIC EMPLOYEES' RETIREMENT SYSTEM - UBS ASS ET MANAGEMENT (AMERICAS) INC	7401 REGISTER DRIVE DES MOINES IOWA			13269	0.02
88	GYMKHANA PARTNERS L.P.	c o Farley Capital 777 Third Avenue 27th Floor New York NY			13175	0.02
89	THE W & W SOUTH EAST ASIAN EQUITY FUND	34 MOLESWORTH STREET DUBLIN 2			12821	0.01
90	BOFA SECURITIES EUROPE SA	51 rue La Boetie Paris			12744	0.01
91	NEW YORK STATE COMMON RETIREMENT FUND	OFFICE OF THE STATE COMPTROLLER 110 STATE STREET 14TH FLOOR ALBANY NY			12491	0.01
92	MV SCIF MAURITIUS	C/O MULTICONSULT LIMITED ROGER HOUSE 5 PRESIDENT KENNEDY STREET PORT LOUIS			12228	0.01

Sr. No.	Name of FII/FPI	Address	Date of Incorporation	Country of Incorporation	No. of Shares held	% of Shares held
93	THE EMERGING MARKETS SMALL CAP SERIES OF THE DFA INVESTMENT TRUST COMPANY	6300 Bee Cave Road Building One Austin Texas 78746 USA			11744	0.01
94	STATE STREET MSCI EMERGING MARKETS SMALL CAP INDEX NON-LENDING COMMON TRUST FUND	ONE LINCOLN STREET BOSTON MA			11395	0.01
95	LAERERNES PENSION FORSIKRINGSAKTIESELSKAB	TUBORG BOULEVARD 3 HELLERUP			11330	0.01
96	THE BOMBARDIER TRUST (UK)	AIRPORT ROAD BELFAST NORTHERN IRELAND			11260	0.01
97	BOMBARDIER TRUST (CANADA) GLOBAL EQUITIES FUND	800 RENE LEVESQUE BOULEVARD WEST SUITE 2900 MONTREAL QUEBEC			10126	0.01
98	WISDOMTREE INDIA INVESTMENT PORTFOLIO, INC.	C/O CIM GLOBAL BUSINESS 33 EDITH CAVELL STREET PORT LOUIS			10095	0.01
99	THE MASTER TRUST BANK OF JAPAN, LTD. AS TRUSTEE FOR GOVERNMENT PENSION INVESTMENT FUND MTBJ400045828	11-3 HAMAMATSUCHO 2-CHOME MINATOKU TOKYO 105-8579 JAPAN			10088	0.01
100	FIDELITY SALEM STREET TRUST FIDELITY TOTAL INTERNATIONAL INDEX FUND	245 Summer Street Boston Massachusetts			9630	0.01
101	EMERGING MARKETS CORE EQUITY FUND OF DIMENSIONAL FUNDS ICVC	20 Triton Street Regents Place London NW1 3BF U K			9606	0.01
102	DIVERSIFIED TRUST COMPANY COMMON TRUST INTERNATIONAL EQUITY FUND	6075 POPLAR AVENUE SUITE 900 MEMPHIS TENNESSEE USA			9605	0.01
103	SOCIETE GENERALE	29 BOULEVARD HAUSSMANN PARIS			9578	0.01
104	VANGUARD TOTAL WORLD STOCK INDEX FUND	100 VANGUARD BOULEVARD MALVERN PA			9311	0.01
105	TEACHERS' RETIREMENT SYSTEM OF THE STATE OF ILLINOIS - ACADIAN ASSET MANAGEMENT LLC	2815 WEST WASHINGTON STREET SPRINGFIELD ILLINOIS			9258	0.01
106	STATE STREET GLOBAL ADVISORS LUXEMBOURG SICAV - STATE STREET EMERGING MARKETS SMALL CAP ESG SCREENED EQUITY FUND	49 AVENUE JF KENNEDY			9076	0.01
107	BOFA SECURITIES EUROPE SA - ODI	51 rue La Boetie Paris			9000	0.01
108	FLORIDA RETIREMENT SYSTEM - ACADIAN ASSET MANAGEMENT, INC.	1801 HERMITAGE BLVD SUITE 100 TALLAHASSEE FLORIDA			8923	0.01
109	AQR EMERGING SMALL CAP EQUITY FUND, L.P.	Suite 201 c/o Cogency Global Inc. 850 New Burton Road Dover Delaware			8808	0.01
110	FUNDPARTNER SOLUTIONS (SUISSE) S.A.- RP - FONDS INSTITUTIONNEL - ACTIONS MARCHES EMERGENTS	ROUTE DES ACACIAS 60			8800	0.01
111	PGGM WORLD EQUITY II B.V.	Noordweg-Noord 150 Zeist			8777	0.01
112	VANGUARD FUNDS PUBLIC LIMITED COMPANY - VANGUARD FTSE EMERGING MARKETS UCITS ETF	70 SIR JOHN ROGERSON'S QUAY DUBLIN			8711	0.01
113	STICHTING SHELL PENSIOENFONDS	BOGAARDPLEIN 41 RIJSWIJK ZH			8473	0.01
114	VANGUARD INTERNATIONAL HIGH DIVIDEND YIELD INDEX FUND	100 VANGUARD BOULEVARD MALVERN PA			8063	0.01
115	ROBECO CAPITAL GROWTH FUNDS	11-13 BOULEVARD DE LA FOIRE L 1528			7889	0.01
116	ISHARES MSCI EMERGING MARKETS SMALL-CAP ETF	400 HOWARD STREET SAN FRANCISCO CA 94105			7772	0.01
117	ROBECO UMBRELLA FUND I N.V.	JPMORGAN CHASE BANK N.A. INDIA SUB CUSTODY 6th FLOOR, PARADIGM B MINDSPACE, MALAD W, MUMBAI			7772	0.01
118	STATE STREET MSCI EMERGING MARKETS SMALL CAP INDEX SECURITIES LENDING FUND	ONE LINCOLN STREET BOSTON MA			7646	0.01

Sr. No.	Name of FII/FPI	Address	Date of Incorporation	Country of Incorporation	No. of Shares held	% of Shares held
119	AWARE SUPER	LEVEL 28 388 GEORGE STREET SYDNEY NSW 2000			7613	0.01
120	EMERGING MARKETS SOCIAL CORE EQUITY PORTFOLIO OF D FA INVESTMENT DIMENSIONS GROUP INC.	6300 Bee Cave Road Building One Austin Texas 78746 USA			7125	0.01
121	1199 SEIU HEALTH CARE EMPLOYEES PENSION FUND	330 West 42nd Street New York City NY			7022	0.01
122	ISHARES MSCI EM SMALL CAP UCITS ETF	JP MORGAN HOUSE IFSC DUBLIN 1			7015	0.01
123	ACADIAN EMERGING MARKETS EQUITY UCITS	78 SIR JOHN ROGERSON'S QUAY DUBLIN			7012	0.01
124	LOCKHEED MARTIN CORPORATION MASTER RETIREMENTTRUST	50 South LaSalle Street Chicago IL			6963	0.01
125	FLORIDA RETIREMENT SYSTEM - WELLINGTON MANAGEMENT COMPANY LLP	1801 HERMITAGE BLVD SUITE 100 TALLAHASSEE FLORIDA			6800	0.01
126	SEGALL BRYANT & HAMILL EMERGING MARKETS FUND, LP	251 LITTLE FALLS DRIVE WILMINGTON DELAWARE COUNTRY OF NEW CASTLE			6726	0.01
127	BVK PERSONALVORSORGE DES KANTONS ZURICH	STAMPFENBACHSTRASSE 63 8006 ZURICH			6692	0.01
128	OMERS ADMINISTRATION CORPORATION - OAC CUSTODY ACC OUNT (SCV6)	ONE UNIVERSITY AVENUE SUITE 400 TORONTO ONTARIO			6670	0.01
129	HSBC POOLED INVESTMENT FUND - HSBC POOLED GLOBAL E QUNITY FUND	17 F TOWER 2 AND 3 HSBC CENTRE 1 SHAM MONG ROAD KOWLOON HONG KONG			6232	0.01
130	DIMENSIONAL WORLD EX U.S. CORE EQUITY 2 ETF OF DIM ENSIONAL ETF TRUST	251 Little Falls Drive New Castle County Wilmington Delaware			6230	0.01
131	IRISH LIFE ASSURANCE PLC	Irish Life Centre Lower Abbey Street Dublin 1 Dublin			6179	0.01
132	VOYA MULTI-MANAGER EMERGING MARKETS EQUITY FUND	7337 E Doubletree Ranch Road Scottsdale AZ NA			6029	0.01
133	MERCER QIF FUND PLC - MERCER INVESTMENT FUND 1 - R OBECO INSTITUTIONAL ASSET MANAGEMENT B.V.	70 SIR JOHN ROGERSON'S QUAY DUBLIN			6011	0.01
134	CAISSE DE DEPOT ET PLACEMENT DU QUEBEC	1000 PLACE JEAN- PAUL- RIOPELLE MONTREAL QUEBEC			5902	0.01
135	FIDELITY COMMON CONTRACTUAL FUND II/FIDELITY ASIA PACIFIC EX-JAPAN EQUITY FUND	George's Quay House 43 Townsend St Dublin 2			5873	0.01
136	COPTHALL MAURITIUS INVESTMENT LIMITED - NON ODI AC COUNT	C/O IQ EQ CORPORATE SERVICES (MAURITIUS) LTD 33 EDITH CAVELL STREET PORT LOUIS			5726	0.01
137	ISHARES IV PUBLIC LIMITED COMPANY- ISHARES MSCI EM IMI ESG SCREENED UCITS ETF	JP MORGAN 200 CAPITAL DOCK 79 SIR JOHN ROGERSONS QUAY DUBLIN			5623	0.01
138	STATE STREET EMERGING MARKETS ENHANCED NON-LENDING COMMON TRUST FUND	ONE LINCOLN STREET BOSTON MA			5623	0.01
139	EMPLOYEES RETIREMENT SYSTEM OF TEXAS - SELF MANAGE D PORTFOLIO	200 EAST 18TH STREET AUSTIN TEXAS			5594	0.01
140	HSBC POOLED INVESTMENT FUND - HSBC POOLED VC ASIA PACIFIC EX JAPAN EQUITY FUND	HSBC MAIN BUILDING 1 QUEENS ROAD CENTRAL HONG KONG			5450	0.01
141	LEGAL & GENERAL GLOBAL EMERGING MARKETS INDEX FUND	50 Bank Street London			5437	0.01
142	STICHTING BEDRIJFSTAKPENSIOENFONDS VOOR DE DETAILH ANDEL	Euclideslaan 201			5338	0.01

Sr. No.	Name of FII/FPI	Address	Date of Incorporation	Country of Incorporation	No. of Shares held	% of Shares held
143	AMERICAN CENTURY ETF TRUST-AVANTIS EMERGING MARKET S EQUITY ETF	4500 MAIN STREET KANSAS CITY MISSOURI			5177	0.01
144	DOVETAIL INDIA FUND CLASS 5 SHARES	4th Floor 19 Bank Street Cybercity Ebene			5000	0.01
145	PIMCO EQUITY SERIES : PIMCO RAE EMERGING MARKETS FUND	650 NEWPORT CENTER DRIVE NEWPORT BEACH CALIFORNIA			4803	0.01
146	PREMIER INVESTMENT FUND LIMITED	C/o DTOS Ltd 10th FLOOR RAFFLES TOWER 19 CYBERCITY EBENE			4785	0.01
147	THE NOMURA TRUST AND BANKING CO., LTD. RE NOMURA - ACADIAN GLOBAL EMERGING MARKETS EQUITY FUND MOTHER FUND	2-2-2 Otemachi Chiyoda-ku Tokyo			4743	0.01
148	EMERGING MARKETS SMALL CAPITALIZATION EQUITY INDEX FUND B	400 HOWARD STREET SAN FRANCISCO CA 94105			4445	0.01
149	FIDELITY COMMON CONTRACTUAL FUND II/FIDELITY GLOBAL EMERGING MARKETS EQUITY FUND	George's Quay House 43 Townsend St Dublin 2			4232	0.00
150	HSBC INDEX TRACKER INVESTMENTS FUNDS FTSE ALL-WORLD INDEX FUND	HSBC - Level 23 8 CANADA SQUARE Canary Wharf Canary Wharf London			4172	0.00
151	ACADIAN ALL COUNTRY WORLD EX US FUND	260 FRANKLIN STREET BOSTON MASSACHUSETTS			4149	0.00
152	GOVERNMENT OF SINGAPORE - E	168 Robinson Road 37 01 Capital Tower			4000	0.00
153	KAPITALFORENINGEN LD GLOBAL QUANT - MANDAT	C/O NYKREDIT PORTEFOELJE ADMINISTRATION A/S KALVEBOD BRYGGE 1 COPENHAGEN V			3931	0.00
154	ACADIAN SUSTAINABLE EMERGING MARKETS EQUITY EX-FOS SIL FUEL FUND, LLC	260 FRANKLIN STREET BOSTON MASSACHUSETTS			3908	0.00
155	SEGALL BRYANT & HAMILL EMERGING MARKETS FUND	225 PICTORIA DRIVE SUITE 450 CINCINNATI			3896	0.00
156	UTAH STATE RETIREMENT SYSTEMS	540 East 200 South Salt Lake City Utah			3891	0.00
157	LGIASUPER	LEVEL 20 333 ANN STREET BRISBANE QUEENSLAND			3801	0.00
158	WORLD EX U.S. CORE EQUITY PORTFOLIO OF DFA INVESTMENT DIMENSIONS GROUP INC.	6300 Bee Cave Road Building One Austin Texas 78746 USA			3772	0.00
159	VANGUARD FUNDS PUBLIC LIMITED COMPANY - VANGUARD FTSE ALL-WORLD UCITS ETF	70 SIR JOHN ROGERSON'S QUAY DUBLIN			3740	0.00
160	XTRACKERS MSCI ACWI EX USA ESG LEADERS EQUITY ETF	875 THIRD AVENUE NEW YORK NY 10022 UNITED STATES OF AMERICA			3725	0.00
161	GLOBAL MANAGED VOLATILITY FUND ACADIAN ASSET MANAGEMENT LLC	130 KING STREET WEST SUITE 2810 TORONTO ONTARIO			3612	0.00
162	BRIGHTHOUSE FUNDS TRUST I - SSGA EMERGING MARKETS ENHANCED INDEX PORTFOLIO	ONE FINANCIAL CENTER BOSTON MA			3611	0.00
163	SHELL PENSIONS TRUST LIMITED AS TRUSTEE OF THE SHELL CONTRIBUTORY PENSION FUND	SHELL CENTRE LONDON			3593	0.00
164	CUSTODY BANK OF JAPAN, LTD. RE: SMTB AXA IM EMERGING SMALL CAP EQUITY MOTHER FUND	8 12 HARUMI 1 CHOME CHUO KU TOKYO JAPAN			3506	0.00
165	AXA ROSENBERG MANAGEMENT IRELAND LIMITED RE AXA ROSENBERG GLOBAL EMERGING MARKETS EQUITY ALPHA FUND	78 SIR JOHN ROGERSONS QUAY DUBLIN 2			3432	0.00
166	ALLIANZ GLOBAL INVESTORS GMBH ACTING ON BEHALF OF ALLIANZ VKA FONDS	BOCKENHEIMER LANDSTRASSE 42-44 FRANKFURT MAIN			3368	0.00

Sr. No.	Name of FII/FPI	Address	Date of Incorporation	Country of Incorporation	No. of Shares held	% of Shares held
167	FIDELITY RUTLAND SQUARE TRUST II STRATEGIC ADVISER S EMERGING MARKETS FUND AS MANAGED BY ACADIAN ASSE T MANAGEMENT LLC	245 SUMMER STREET BOSTON MA			3355	0.00
168	SSGA SPDR ETF S EUROPE I PUBLIC LIMITED COMPANY - S PDR MSCI EMERGING MARKETS SMALL CAP UCITS ETF	78 SIR JOHN ROGERSONS QUAY DUBLIN 2			3338	0.00
169	GOLDMAN SACHS (SINGAPORE) PTE. - ODI	1 RAFFLES LINKS 07 01			3230	0.00
170	EMERGING MARKETS TARGETED VALUE FUND OF THE DIMENS IONAL FUNDS II PUBLIC LIMITED COMPANY	25/28 NORTH WALL QUAY DUBLIN I			3215	0.00
171	JNL EMERGING MARKETS INDEX FUND	1 Corporate Way Lansing Michigan			3215	0.00
172	VANGUARD ESG INTERNATIONAL STOCK ETF	100 VANGUARD BOULEVARD MALVERN PENNSYLVANIA			3124	0.00
173	CITY OF LOS ANGELES FIRE AND POLICE PENSION PLAN	360 E Second Street Suite 600 Los Angeles CA			3071	0.00
174	JUPITER ASSET MANAGEMENT SERIES PLC	33 Sir John Rogersons Quay			3068	0.00
175	EMPLOYEES RETIREMENT FUND OF THE CITY OF DALLAS	600 North Pearl St Suite 2450 Dallas TX 75201 USA			3046	0.00
176	MERCER UCITS COMMON CONTRACTUAL FUND - NFU MUTUAL GLOBAL REGIONAL CORE FUND	70 SIR JOHN ROGERSON'S QUAY DUBLIN			3014	0.00
177	MISSOURI LOCAL GOVERNMENT EMPLOYEES RETIREMENT SYS TEM	701 West Main Street PO Box 1665 Jefferson City Missouri			2988	0.00
178	ERS PUBLIC EQUITY EMERGING MANAGER II LP	111 PINE STREET SUITE 1700 SAN FRANCISCO CALIFORNIA			2958	0.00
179	INTERNATIONAL MONETARY FUND	700 19TH STREET NW WASHINGTON DC			2924	0.00
180	QIC LISTED EQUITIES FUND	Level 5 66 Eagle Street Brisbane QLD			2911	0.00
181	MERCER QIF FUND PLC- MERCER INVESTMENT FUND 1	70 SIR JOHN ROGERSON'S QUAY DUBLIN 2			2867	0.00
182	UBS ASSET MANAGEMENT LIFE LTD	5 BROADGATE LONDON			2799	0.00
183	ALLIANZ GLOBAL INVESTORS GMBH ACTING ON BEHALF OF ALLIANZGI-FONDS VBE	BOCKENHEIMER LANDSTRABE 42-44 FRANKFURT / MAIN			2795	0.00
184	TRUSTEES OF THE MINeworkERS' PENSION SCHEME LIMITE D - MINeworkERS' PENSION SCHEME	VENTANA HOUSE 2 CONCOURSE WAY SHEAF STREET SHEFFIELD S1 2BJ UNITED KINGDOM			2762	0.00
185	INVESCO INDIA ETF	3500 LACEY ROAD DOWNERS GROVE IL 60515			2729	0.00
186	SEI TRUST COMPANY, AS TRUSTEE ON BEHALF OF ACADIAN GLOBAL SMALL CAP EQUITY CIT FUND	1 FREEDOM VALLEY DRIVE OAKS PENNSYLVANIA			2618	0.00
187	STATE STREET GLOBAL ALL CAP EQUITY EX-US INDEX POR TFOLIO	ONE LINCOLN STREET BOSTON MA			2609	0.00
188	FRANKLIN LIBERTYSHARES ICAV - FRANKLIN FTSE INDIA UCITS ETF	70 SIR JOHN ROGERSON'S QUAY DUBLIN			2508	0.00
189	EB DV ACWI EX-U.S. SMALL CAP FUND	225 LIBERTY STREET New York NY			2471	0.00
190	EMERGING MARKETS TARGETED VALUE PORTFOLIO	6300 BEE CAVE ROAD BUILDING ONE			2439	0.00
191	WORLD EX U.S. TARGETED VALUE PORTFOLIO OF DFA INVE STMENT DIMENSIONS GROUP INC.	6300 Bee Cave Road Building One Austin Texas 78746 USA			2437	0.00
192	DFA INTERNATIONAL CORE EQUITY FUND	SUITE 1520 - 1500 WEST GEORGIA STREET VANCOUVER BRITISH COLUMBIA			2371	0.00
193	PEOPLE'S BANK OF CHINA	NO 32 CHENGFANG STREET XICHENG DISTRICT BEIJING			2352	0.00

Sr. No.	Name of FII/FPI	Address	Date of Incorporation	Country of Incorporation	No. of Shares held	% of Shares held
194	NORTHERN TRUST COLLECTIVE EMERGING MARKETS EX CHIN A INVESTABLE MARKET INDEX FUND - NON-LENDING	50 S. LaSalle Street Chicago Illinois			2290	0.00
195	MDPIM EMERGING MARKETS EQUITY POOL	1870 ALTA VISTA DRIVE OTTAWA ONTARIO CANADA			2198	0.00
196	NATIONAL LIFE & GENERAL INSURANCE COMPANY SAOG	ICICI BANK LTD SMS DEPT 1ST FLOOR EMPIRE COMPLEX 414 SB MARG LOWER PAREL MUMBAI MAHARASHTRA			2138	0.00
197	WELLINGTON TRUST COMPANY, NATIONAL ASSOCIATION MULTIPLE COMMON TRUST FUNDS TRUST EMERGING MARKETS SM ALL CAP SYSTEMATIC EQUITY PORTFOLIO	280 Congress Street Boston Massachusetts			2112	0.00
198	SEI TRUST COMPANY AS TRUSTEE ON BEHALF OF SEGALL BRYANT AND HAMILLEMERGING MARKETS SMALL CAP TRUST	1 FREEDOM VALLEY DRIVE OAKS PENNSYLVANIA			2083	0.00
199	DELA DEPOSITARY & ASSET MANAGEMENT B.V. AS RESPONSIBLE ENTITY TO DELA EQUITY FUND 5	Oude Stadsgracht 1 Eindhoven			2020	0.00
200	PUBLIC EMPLOYEES RETIREMENT SYSTEM OF MISSISSIPPI	429 MISSISSIPPI STREET JACKSON MISSISSIPPI			1949	0.00
201	ST. JAMES'S PLACE BALANCED MANAGED UNIT TRUST MANAGED BY GRANTHAM, MAYO, VAN OTTERLOO & CO. LLC	250 BISHOPSGATE LONDON			1943	0.00
202	QSUPER MANAGED BY STATE STREET GLOBAL ADVISORS, AUSTRALIA LIMITED - SUQP	70 Eagle Street Brisbane Queensland			1942	0.00
203	PIMCO RAE FUNDAMENTAL EMERGING MARKETS FUND LLC	2711 CENTERVILLE ROAD SUITE 400 WILMINGTON DE			1935	0.00
204	COAL STAFF SUPERANNUATION SCHEME TRUSTEES LIMITED - BRITISH COAL STAFF SUPERANNUATION SCHEME	VENTANA HOUSE 2 CONCOURSE WAY SHEAF STREET SHEFFIELD S1 2BJ UNITED KINGDOM			1900	0.00
205	SCOTTISH WIDOWS INVESTMENT SOLUTIONS FUNDS ICVC - FUNDAMENTAL LOW VOLATILITY INDEX EMERGING MARKETS EQUITY FUND	CHARLTON PLACE ANDOVER HAMPSHIRE			1874	0.00
206	EMERGING MARKETS EX CHINA CORE EQUITY PORTFOLIO OF DFA INVESTMENT DIMENSIONS GROUP INC.	Suite 820 7 St. Paul Street Baltimore Maryland			1841	0.00
207	UNIVERSAL - INVESTMENT - GESELLSCHAFT MBH ON BEHALF OF FOVERUKA PENSION UNIVERSAL	Theodor-Heuss-Allee 70 Frankfurt am Main			1773	0.00
208	DIMENSIONAL FUNDS PLC - MULTI-FACTOR EQUITY FUND	25/28 NORTH WALL QUAY DUBLIN 1			1767	0.00
209	PENSION FUND ASSOCIATION FOR LOCAL GOVERNMENT OFFICIALS 18420-7015	5-26 AKASAKA 8 MINATO-KU TOKYO			1717	0.00
210	PENSION FUND ASSOCIATION FOR LOCAL GOVERNMENT OFFICIALS 18420-7082	5-26 AKASAKA 8 MINATO-KU TOKYO			1717	0.00
211	LSV INDIA EQUITY FUND, LP	251 Little Falls Drive New Castle County Wilmington Delaware			1600	0.00
212	BNP PARIBAS ARBITRAGE	160 162 BD MACDONALD PARIS			1543	0.00
213	ABU DHABI INVESTMENT AUTHORITY - XENON	211 CORNICHE STREET P O BOX 3600 ABU DHABI			1506	0.00

Sr. No.	Name of FII/FPI	Address	Date of Incorporation	Country of Incorporation	No. of Shares held	% of Shares held
214	VANGUARD INVESTMENT SERIES PLC - VANGUARD ESG EMER GING MARKETS ALL CAP EQUITY INDEX FUND	70 Sir John Rogerson's Qu Dublin 2 Dublin			1485	0.00
215	VANGUARD FUNDS PUBLIC LIMITED COMPANY - VANGUARD F TSE ALL-WORLD HIGH DIVIDEND YIELD UCITS ETF	70 SIR JOHN ROGERSON'S QUAY DUBLIN			1479	0.00
216	PUB EQUITIES EMERGING MARKETS 2	UETLIBERGSTRASSE 231 ZURICH			1461	0.00
217	UBS FUND MANAGEMENT (SWITZERLAND) AG ON BEHALF OF SIHL INSTITUTIONAL FUND - AKTIEN EMERGING MARKETS	AESCHENPLATZ 6			1420	0.00
218	HSBC ETFs PLC - HSBC ASIA PACIFIC EX JAPAN SUSTAIN ABLE EQUITY UCITS ETF	25/28 NORTH WALL QUAY DUBLIN 1 DUBLIN 1 LEINSTER			1396	0.00
219	VANGUARD ASIA EX JAPAN SHARES INDEX FUND	LEVEL 34 FRESHWATER PLACE 2 SOUTHBANK BOULEVARD SOUTHBANK VICTORIA			1371	0.00
220	JOHN HANCOCK MULTIFACTOR EMERGING MARKETS ETF	601 CONGRESS STREET BOSTON MA 02110			1366	0.00
221	HSBC ETFs PLC - HSBC EMERGING MARKET SUSTAINABLE E QUITY UCITS ETF	25/28 North Wall Quay DUBLIN 1 DUBLIN 1 LEINSTER			1288	0.00
222	AMERICAN CENTURY ETF TRUST - AVANTIS EMERGING MARK ETS EQUITY FUND	4500 MAIN STREET KANSAS CITY MISSOURI			1287	0.00
223	PUB EQUITIES EMERGING MARKETS 1	UETLIBERGSTRASSE 231 ZURICH			1240	0.00
224	WISDOMTREE ISSUER PUBLIC LIMITED COMPANY - WISDOMT REE EMERGING MARKETS EQUITY INCOME UCITS ETF	25 28 NORTH WALL QUAY DUBLIN			1232	0.00
225	GMO IMPLEMENTATION FUND A SERIES OF GMO TRUST	40 ROWES WHARF BOSTON MASSACHUSETTS			1223	0.00
226	MULTIPARTNER SICAV - TATA INDIA EQUITY FUND	25 GRAND-RUE 25 GRAND-RUE			1200	0.00
227	BLACKROCK AQUILA EMERGING MARKETS FUND	12 THROGMORTON AVENUE LONDON			1156	0.00
228	SEDCO CAPITAL GLOBAL FUNDS - SC GLOBAL EMERGING MA RKET EQUITIES PASSIVE FUND	5 RUE JEAN MONNET L 2180			1094	0.00
229	FRANKLIN TEMPLETON ETF TRUST - FRANKLIN FTSE INDIA ETF	ONE FRANKLIN PARKWAY SAN MATEO 94403 1906			1088	0.00
230	OPTIMUM FUND TRUST - OPTIMUM INTERNATIONAL FUND	2005 MARKET STREET PHILADELPHIA PENNSYLVANIA			1076	0.00
231	TEXAS MUNICIPAL RETIREMENT SYSTEM	1200 NORTH INTERSTATE 35 AUSTIN TX			1048	0.00
232	OREGON PUBLIC EMPLOYEES RETIREMENT SYSTEM MANAGED THROUGH DIMENSIONAL FUND ADVISORS LP	350 WINTER STREET NE SUITE 100 SALEM OREGON			1046	0.00
233	DFA INTERNATIONAL VECTOR EQUITY FUND	SUITE 1520 - 1500 WEST GEORGIA STREET VANCOUVER BRITISH COLUMBIA			1029	0.00
234	ALLIANZ GLOBAL INVESTORS GMBH ACTING ON BEHALF OF ALLIANZGI-FONDS DSPT	BOCKENHEIMER LANDSTRASSE 42-44 HESSE FRANKFURT/ MAIN			1003	0.00
235	UBS (US) GROUP TRUST	ONE NORTH WACKER DRIVE CHICAGO ILLINOIS			831	0.00
236	STATE STREET IRELAND UNIT TRUST STATE STREET IUT E MERGING MARKET EQUITY INDEX FUND	78 SIR JOHN ROGERSONS QUAY DUBLIN 2 IRELAND			823	0.00
237	CI WISDOMTREE EMERGING MARKETS DIVIDEND INDEX ETF	161 BAY STREET 27TH FL TORONTO ONTARIO			800	0.00

Sr. No.	Name of FII/FPI	Address	Date of Incorporation	Country of Incorporation	No. of Shares held	% of Shares held
238	JOHN HANCOCK FUNDS II EMERGING MARKETS FUND	601 CONGRESS STREET BOSTON MA 02210 2805 USA			733	0.00
239	STATE STREET MSCI ACWI EX USA IMI SCREENED NON-LEN DING COMMON TRUST FUND	ONE LINCOLN STREET BOSTON MA			677	0.00
240	QIC INTERNATIONAL EQUITIES FUND	Level 5 66 Eagle Street Brisbane			670	0.00
241	HSBC MANAGED GROWTH FUND	HSBC MAIN BUILDING 1 QUEENS ROAD CENTRAL HONG KONG			651	0.00
242	FLEXSHARES MORNINGSTAR EMERGING MARKETS FACTOR TILT INDEX FUND	50 S LASALLE STREET CHICAGO IL			632	0.00
243	THE REGENTS OF THE UNIVERSITY OF CALIFORNIA - STATE STREET GLOBAL ADVISORS	1111 BROADWAY SUITE 2100 OAKLAND CA			632	0.00
244	NORTHERN TRUST COMMON ALL COUNTRY WORLD EX-US INVE STABLE MARKET INDEX FUND-NON LENDING	50 South LaSalle Street Chicago Illinois			610	0.00
245	SPDR PORTFOLIO EMERGING MARKETS ETF	STATE STREET FINANCIAL CENTER ONE LINCOLN STREET BOSTON MA			598	0.00
246	REASSURE LIMITED	WINDSOR HOUSE IRONMASTERS WAY TELFORD			543	0.00
247	VANECK DIGITAL INDIA ETF	666 Third Avenue 9th Flr New York New York New York			532	0.00
248	MANULIFE MULTIFACTOR EMERGING MARKETS INDEX ETF	200 BLOOR STREET EAST NORTH TOWER TORONTO ONTARIO			531	0.00
249	ISHARES EMERGING MARKETS IMI EQUITY INDEX FUND	LEVEL 26 101 COLLINS STREET MELBOURNE VIC			510	0.00
250	VIRGINIA RETIREMENT SYSTEM	1200 EAST MAIN STREET RICHMOND VIRGINIA			497	0.00
251	CREDIT SUISSE (SINGAPORE) LIMITED	03-01 One Raffles Link Singapore			489	0.00
252	GMO BENCHMARK - FREE FUND, A SERIES OF GMO TRUST	40 ROWES WHARF BOSTON MASSACHUSETTS			482	0.00
253	CC&L Q EMERGING MARKETS EQUITY FUND	1111 WEST GEORGIA ST SUITE 2200 VANCOUVER B C CANADA			454	0.00
254	MERCER EMERGING MARKETS FUND	30 ADELAIDE STREET SUITE 1100 TORONTO ONTARIO			442	0.00
255	HSBC MANAGED BALANCED FUND	HSBC MAIN BUILDING 1 QUEENS ROAD CENTRAL HONG KONG			409	0.00
256	AVIATOR EMERGING MARKET FUND	8TH FLOOR EBENE TOWER 52 CYBERCITY EBENE MAURITIUS			400	0.00
257	VANGUARD INVESTMENTS FUNDS ICV- VANGUARD FTSE GLOBAL ALL CAP INDEX FUND	4TH FLOOR THE WALBROOK BUILDING 25 WALBROOK LONDON			359	0.00
258	CUSTODY BANK OF JAPAN, LTD. AS TRUSTEE FOR WORLD LOW VOLATILITY SMALL-MID CAP EQUITY FUND	8-12 HARUMI 1 CHOME CHUO-KU TOKYO			341	0.00
259	NATIXIS INTERNATIONAL FUNDS (DUBLIN) - LOOMIS SAY LES ALTERNATIVE RISK PREMIA FUND	2 Grand Canal Square 6th Fl Dublin 2 Ireland			301	0.00
260	SEGALL BRYANT & HAMILL EMERGING MARKETS SMALL CAP FUND, LP	251 LITTLE FALLS DRIVE WILMINGTON DELAWARE			249	0.00
261	TEACHERS RETIREMENT SYSTEM OF THE CITY OF NEW YORK	55 WATER STREET NEW YORK NEW YORK			245	0.00
262	BRIDGEWAY EMERGING MARKETS SMALL CAP FUND (MASTER), LTD	UGLAND HOUSE C/O MAPLES CORPORATE SERVICES LTD PO BOX 309 NA GRAND CAYMAN			238	0.00
263	HERMES INDIA GROWTH FUND	SUITE 307 3RD FLOOR NG TOWER EBENE CYBERCITY			209	0.00
264	AJO EMERGING MARKETS SMALL-CAP FUND, LTD.	c/o Maples Corporate Services Limited PO Box 309 Ugland House Grand Cayman			189	0.00

Sr. No.	Name of FII/FPI	Address	Date of Incorporation	Country of Incorporation	No. of Shares held	% of Shares held
265	QUADRATURE CAPITAL VECTOR SP LIMITED	Suite #7 Grand Pavilion Commercial Centre 802 West Bay Road P.O. Box 10250 Grand Caym			185	0.00
266	WISDOMTREE INDIA EX-STATE-OWNED ENTERPRISES FUND	245 PARK AVENUE 35TH FLOOR NEW YORK N Y 10167			184	0.00
267	ELARA INDIA OPPORTUNITIES FUND LIMITED	4th Floor 19 Bank Street Cybercity Ebene			175	0.00
268	DOVETAIL GLOBAL FUND PCC-EAGLEWOOD CAPITAL- INDIA FUND I	4TH FLOOR 19 BANK STREET CYBERCITY EBENE			160	0.00
269	CF DV ACWI EX-U.S. IMI FUND	240 GREENWICH STREET NEW YORK NY			150	0.00
270	FRANKLIN TEMPLETON ETF TRUST - FRANKLIN FTSE ASIA EX JAPAN ETF	ONE FRANKLIN PARKWAY SAN MATEO CALIFORNIA			136	0.00
271	STATE STREET GLOBAL ADVISORS, AUSTRALIA SERVICES LIMITED AS THE RESPONSIBLE ENTITY OF SPDR S&P EMERGING MARKETS FUND	LEVEL 15 420 GEORGE STREET SYDNEY NSW			130	0.00
272	CC& L Q GLOBAL EQUITY FUND	1111 WEST GEORGIA STREET SUITE 2300 VANCOUVER BRITISH COLUMBIA			123	0.00
273	UBS PRINCIPAL CAPITAL ASIA LTD	ONE RAFFLES QUAY 50-01 NORTH TOWER			99	0.00
274	VANGUARD FUNDS PLC / VANGUARD ESG GLOBAL ALL CAP U CITS ETF	70 Sir John Rogerson's Quay Dublin 2 Dublin			95	0.00
275	CC&L Q INTERNATIONAL EQUITY FUND	1111 WEST GEORGIA STREET SUITE 2300 VANCOUVER BRITISH COLUMBIA			94	0.00
276	GOLDMAN SACHS ETF TRUST - GOLDMAN SACHS MARKETBETA EMERGING MARKETS EQUITY ETF	200 WEST STREET NEW YORK NY			77	0.00
277	CC & L Q GROUP GLOBAL EQUITY FUND	1111 WEST GEORGIA STREET SUITE 2300 VANCOUVER BRITISH COLUMBIA			74	0.00
278	METIS EQUITY TRUST	1201 Market Street Suite 1202 Wilmington DE			58	0.00
279	DIMENSIONAL EMERGING CORE EQUITY MARKET ETF OF DIM ENSIONAL ETF TRUST	251 Little Falls Drive New Castle County Wilmington Delaware			39	0.00
280	AMERICAN CENTURY ETF TRUST-AVANTIS RESPONSIBLE EMERGING MARKETS EQUITY ETF	4500 MAIN STREET KANSAS CITY MISSOURI			16	0.00
281	AMUNDI INDEX SOLUTIONS - AMUNDI PRIME EMERGING MARKETS	5 ALLEE SCHEFFER LUXEMBOURG LUXEMBOURG			11	0.00

Oracle Financial Services Software Limited

Committee Meetings

Total number of meetings held during the FY 2021-22 : 21 meetings

Sr. No.	Type of meeting	Date of meeting	Total number of Members as on the date of meeting	Attendance	
				Number of members attended	as % of attendance
11	ESOP Allotment Committee Meeting	May 12, 2021	4	4	100.00
12	ESOP Allotment Committee Meeting	June 23, 2021	4	4	100.00
13	ESOP Allotment Committee Meeting	July 20, 2021	4	4	100.00
14	ESOP Allotment Committee Meeting	August 25, 2021	4	4	100.00
15	ESOP Allotment Committee Meeting	September 22, 2021	4	4	100.00
16	ESOP Allotment Committee Meeting	October 19, 2021	4	4	100.00
17	ESOP Allotment Committee Meeting	November 24, 2021	4	4	100.00
18	ESOP Allotment Committee Meeting	December 17, 2021	4	4	100.00
19	ESOP Allotment Committee Meeting	January 19, 2022	4	4	100.00
20	ESOP Allotment Committee Meeting	February 23, 2022	4	4	100.00
21	ESOP Allotment Committee Meeting	March 23, 2022	4	4	100.00



PRASHANT DIWAN

B.Com, LL.B, FCS, AICWA

Practicing Company Secretary

B-703/704, Anand Sagar

M. G. Road, Kandivali (W), Mumbai 400067

Form No. MGT-8

[Pursuant to section 92(2) of the Companies Act, 2013 and rule 11(2) of Companies (Management and Administration) Rules, 2014]

CERTIFICATE BY A COMPANY SECRETARY IN PRACTICE

I have carried out examination of the registers, records, books and papers through digital mode of **Oracle Financial Services Software Limited** (the Company), as required to be maintained under the Companies Act, 2013 (the Act) and the rules made thereunder for the financial year ended on 31st March, 2022. In my opinion and to the best of my information and according to the examinations carried out by me and explanations furnished to me by the company, its officers and agents, I certify that:

- A. The Annual Return states the facts as at the close of the aforesaid financial year correctly and adequately.
- B. During the aforesaid financial year the Company has complied with provisions of the Act & Rules made there under in respect of:
1. its status under the Act;
 2. maintenance of registers/records & making entries therein within the time prescribed thereof;
 3. filing of forms and returns with the Registrar of Companies, Regional Director, Central Government, the Tribunal, Court or other authorities as the case may be within the prescribed time or with additional fees as applicable;
 4. calling/ convening/ holding meetings of Board of Directors or its committees and the meetings of the Members of the Company on due dates as stated in the Annual Return in respect of which meetings, proper notices were generally given and the proceedings including the circular resolutions have been generally recorded in the Minute Book/registers maintained for the purpose and the same have been signed;
 5. closure of Register of Members / Security holders, as the case may be;
 6. advances/loans to its directors and/or persons or firms or companies referred in section 185 of the Act; *(no advances/loans given)*
 7. contracts/arrangements with related parties as specified in section 188 of the Act; *(section 188 not applicable as the contracts/arrangements entered into with related parties are at Arm's length basis and in ordinary course of business)*
 8. issued and allotted 1,84,232 Equity Shares to the employees of the Company under Employee Stock Option Plan ("ESOP") on 20-Apr-21, 12-May-21, 23-Jun-21, 20-Jul-21, 25-Aug-21, 22-Sep-21, 19-Oct-21, 24-Nov-21, 17-Dec-21, 19-Jan-22, 23-Feb-22 and 23-Mar-22; *(no events took place in respect of transfer or transmission or buy back of securities/ redemption of preference shares or debentures/ alteration or reduction of share capital/ conversion of shares/ securities and issue of security certificates)*
 9. keeping in abeyance the rights to dividend, rights shares and bonus shares pending registration of transfer of shares in compliance with the provisions of the Act; *(no such event took place)*



PRASHANT DIWAN

B.Com, LL.B, FCS, AICWA

Practising Company Secretary

B-703/704, Anand Sagar

M. G. Road, Kandivali (W), Mumbai 400067

10. (i) declaration/ payment of dividend; (ii) transfer of unpaid/ unclaimed dividend/other amounts as applicable to the Investor Education and Protection Fund in accordance with section 125 of the Act;

Note: Further, pursuant to Section 124(6) of the Companies Act, 2013 and Investor Education and Protection Fund Authority (Accounting, Audit, Transfer and Refund) Rules, 2016, the Company had transferred 3,801 Equity Shares to IEPF.

11. signing of audited financial statement as per the provisions of section 134 of the Act and report of directors is as per sub - sections (3), (4) and (5) thereof;
12. appointment/ re-appointments/ retirement/ filling up casual vacancies/ disclosures of the Directors, Key Managerial Personnel and the remuneration paid to them as applicable;
13. appointment/ re-appointment/ filling up casual vacancies of auditors as per the provisions of section 139 of the Act as applicable;
14. approvals required to be taken from the Central Government, Tribunal, Regional Director, Registrar, Court or such other authorities under the various provisions of the Act; *(no such approval was required)*
15. acceptance/ renewal/ repayment of deposits; *(no such transaction took place)*
16. borrowings from its director, members, public financial institutions, banks and others and creation/ modification/ satisfaction of charges in that respect; *(no borrowings and no creation/ modification/ satisfaction of charges)*
17. loans and investments or guarantees given or providing of securities to other bodies corporate or persons falling under the provisions of section 186 of the Act; *(no loans, investments and guarantee given and no security provided)*
18. alteration of the provisions of the Memorandum and/ or Articles of Association of the Company; *(no such events took place)*

The above report is based on the information/records and registers made available to me as were found, to the best of my knowledge, to be necessary for the purpose of Audit.

I have carried out the verification of the records through digital mode as well as relied upon the Management representation made by the Company due to prevailing conditions of COVID-19 in the country.

Prashant Diwan
Practising Company Secretary
FCS 1403 C. P. No.: 1979

PR: 1683/2022

UDIN: _____

Place: Mumbai

Date: _____