

Oracle Modern Best Practice

Digital Business Processes for Supply Chain Management





Safe harbor statement

The following is intended to outline our general product direction. It is intended for information purposes only, and may not be incorporated into any contract. It is not a commitment to deliver any material, code, or functionality, and should not be relied upon in making purchasing decisions.

The development, release, timing, and pricing of any features or functionality described for Oracle's products may change and remains at the sole discretion of Oracle Corporation.

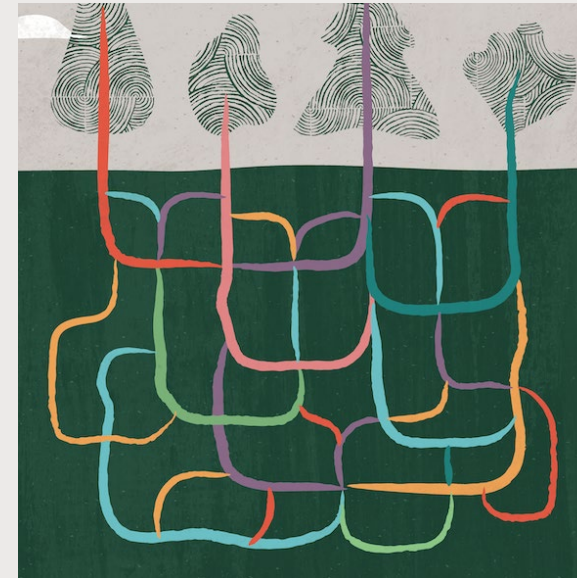


What Is Oracle Modern Best Practice?

www.oracle.com/modernbestpractice



Digital business processes that evolve with you



End-to-end across the organization



Radically superior results



Leverages emerging technologies

Oracle Modern Best Practice for Supply Chain Management

Innovation

- Design to Release

Supply Chain Planning

- Sales Objective to Integrated Business Plan
- Demand to Management
- Demand Forecast to Supply Plan

Procurement

- Supplier Registration to Spend Authorization
- Insight to Sourcing
- Contract Creation to Procurement Compliance
- Requisition to Payment
- Supplier Invoice to Payment

Manufacturing

- Production Order to Cost Update

Order Management

- Quote to Revenue
- Fulfillment Orchestration to Invoice
- Order to Drop Shipment
- Customer Invoice to Receipt

Logistics

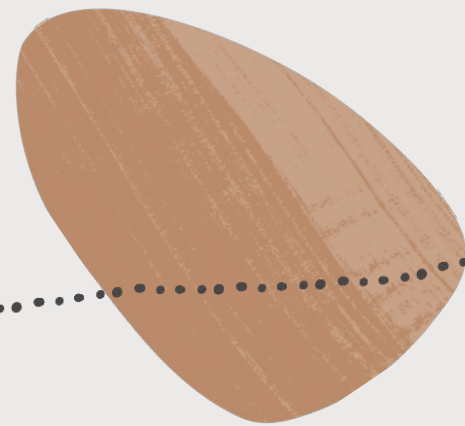
- Trade Screening to Compliance
- Inbound Shipment to Delivery
- Outbound Shipment to Delivery
- Freight Invoice to Approval

Sustainability

- Business Transactions to Sustainability Ledger



Oracle Modern Best Practice for Innovation



Design to Release

Review Product Design

Establish a baseline by consolidating works carried over from the idea capture process. Initiate a new project or link to existing projects to track development progress and costs.



Develop Product

Manage product changes with change orders using rule-based assignments and dashboards. Centralize tracking on product revisions, associated design documents, and extended collateral. Collaborate throughout the product lifecycle across the organization and with suppliers.



Collaborate with Suppliers

Work with suppliers on developing new or improving existing products. Maintain centralized records on qualified parts and suppliers. Streamline communication with a secure portal. Engage new suppliers if needed.



Establish Product Costs

Perform simple cost roll-ups on subassemblies and top-level products to ensure the product design meets cost targets.



Evaluate Readiness


Assess product readiness using criteria such as missing item costs, missing item suppliers, and by ensuring parts and final products are fully compliant with standards. Improve quality by monitoring processes using dashboards, alerts, and business rule compliance on any device.



Release to Production

Release new products to downstream activities and systems. Route tasks and approvals based on preset business rules. Collaborate across the organization to continue go-to-market activities.

Product Mix: SCM Cloud Product Lifecycle Management (PLM)
Key Metrics: Time to Market for New Products; Product Development Cycle Time; Engineering Change Order (ECO) Completion Rate



Oracle Modern Best Practice for Supply Chain Planning



Sales Objective to Integrated Business Plan

Determine Sales Objectives

Identify sales targets needed for financial goals using what-if analysis. Leverage machine learning to uncover insights on pattern, causality, and historical biases.



Review Product Mix

Assess product portfolio using a centralized dashboard. Get revenue history, forecast, and KPIs, such as product vitality, for decisions on product introduction or retirement.



Plan Demand

Generate unconstrained demand plans and compare them with financial forecasts using graphical analysis. Collaborate among stakeholders to address gaps over a secure social platform.



Plan Supply

Review problem areas on a dashboard and drill down to root causes. Leverage secure social collaboration to address supply constraints and shape demand to balance capacity. Identify alternatives using what-if simulation.



Align Financial Goals

Evaluate costs and benefits of the revised operation plans to ensure alignment with financial and business goals. Use a centralized dashboard to compare the financial impact from different options. Revise budget if needed.



Approve Plan

Review proposed options on a dashboard highlighting the key differences among the alternatives. Automatically route for review and approval based on preset rules. Communicate the decision to stakeholders.



Execute Plan

Automatically transfer plans to production, procurement, and warehouse for tactical planning and execution.



Monitor Performance

Use a dashboard to compare plan and actual data, including sales orders, shipments, POs, and production orders. Improve planning accuracy with new insights.

Product Mix: EPM Cloud Planning; SCM Cloud Demand Management; SCM Cloud Supply Planning
Key Metrics: Deviation Between Financial Forecast and Operating Plan Value; Financial Forecast and Operating Plan Gap; Financial Forecast Mean Absolute Percentage Error (MAPE)



Demand to Management

Sense Demand

Incorporate internal, customer, and marketing signals to create a holistic view of demand. Assign groups of items and locations to segments that share common demand characteristics using business rules. Monitor KPIs to detect changes in market conditions and assess the impact.

Predict Demand

Improve forecasting accuracy by evaluating baseline, trend, seasonality, and causal forecasting components by segment. Leverage machine learning to evaluate the effect of intermittency, collinearity, anomalies, level shifts, price changes, holidays, and events. Monitor and diagnose the root causes of demand forecast errors and track improvements by segment.

Shape Demand

Make more informed decisions by simulating and comparing multiple demand forecasting scenarios. Manage new product launches by learning from similar products. Add new channels, customers, and geographies.

Synchronize Planning Outcome

Increase responsiveness and improve availability by collaborating with cross-functional teams on planning demand and supply.

Product Mix: SCM Demand Management

Key Metrics: Final Bookings Forecast, Final Shipments Forecast, Bookings Forecast Mean Absolute Percentage Error (MAPE)



Demand Forecast to Supply Plan

Forecast Demand

Enhance demand insight by incorporating real-time social signals and syndicated data with order and shipment history. Achieve consensus forecast with internal stakeholders over secure social collaboration.

Plan Supply

Automatically determine resource and material requirements based on current demand, material availability, manufacturing capacity, and supplier commitments.

Identify Supply Issues

Automatically highlight and prioritize exceptions such as order backlogs, material shortfalls, and resource overloads based on their impact. Drill down to root causes.

Address Supply Issues

Get guided resolution advice on a centralized dashboard. Add and adjust buy, make, or transfer orders and sync with Demand team to address hot demand, pull-in demand, and at-risk demand. Compare multiple simulations for best action.

Release Orders

Review supply and demand pegging and assess build plans to prioritize supply orders for release to execution systems. Automatically release routine buy, make, or move orders.

Monitor Plan Performance

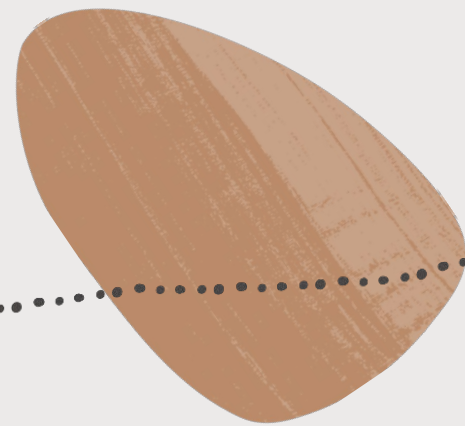
Monitor status of the release supply orders to assess plan accuracy. Easily track KPIs and get exception alerts on dashboard.

Product Mix: SCM Cloud Supply Planning

Key Metrics: Shipments Forecast Mean Absolute Percentage Error (MAPE); Order Fill Rate; Inventory Turns



Oracle Modern Best Practice for Procurement



Supplier Registration to Spend Authorization

Register Prospective Supplier

Send secured links or set up a public landing page to collect prospective supplier company profiles and product or service data in a structured format. Leverage business data services to ensure record consistency and accuracy. Use questionnaires to capture responses to additional registration questions.

Review and Approve Registration

Streamline approval review by automatically routing registration requests to reviewers based on business rules. Incorporate supplier intelligence services for up-to-date scoring and risk signals, such as organization turnover and financial performance.

Evaluate Supplier Qualifications

Assess supplier capabilities for business needs. Standardize assessment criteria with reusable questionnaires. Automatically notify designated reviewers based on business rules. Mitigate supplier risk with up-to-date supplier intelligence.

Authorize for Spending

Automatically add qualifications to supplier records. Confirm supplier readiness, including remittance bank accounts, system access privileges, and compliance acknowledgements.

Begin Transacting

Suppliers share information, participate in sourcing events, advise of changes on purchase orders, and manage invoices and payments using a secure portal.

Product Mix: SCM Procurement

Key Metrics: Agreement Approval Cycle Time; PO Agreement Supplier Count; Agreement Spend



Cloud Mobile Analytics Collaboration AI/ML



Insight to Sourcing

Identify Opportunity

Focus on high-impact opportunities by analyzing spending patterns and supplier performance.



Create Sourcing Event

Ensure policy-compliant negotiations through step-by-step guidance and templates. Leverage question library or author new requirements to align with business needs. Publish events to invite suppliers for participation.



Engage with Suppliers

Provide suppliers with a centralized portal to access and monitor sourcing activities, post messages, and submit responses either online or using a spreadsheet.



Monitor Negotiation

Get up-to-date event progress using a dashboard to review supplier responses and activities and compare submissions. Extend, pause, or close the event based on responses.



Evaluate and Award Negotiation

Streamline decision-making with detailed analysis and comparison of supplier responses and consolidated scoring from subject matter experts. Automatically notify suppliers of award decisions.



Finalize Contract

Streamline contract creation by automatically applying terms and conditions from negotiation events and exception-based approvals. Finalize contract terms and conditions and create purchase documents to track fulfillment activities.



Realize Savings

Automatically apply pricing and terms to covered purchases to maximize contract savings. Track sourcing programs and measure performance against predefined sourcing goals using dashboards.

Product Mix: SCM Procurement
Key Metrics: Addressable Spend %; Contract Cycle Time (Days); Agreement Leakage Spend %



Contract Creation to Procurement Compliance

Author Contracts

Create contracts through guided authoring or by assembling preapproved standard terms and conditions. Maintain contract quality with templates formatted for consistent printing and electronic transmission.

Manage Deviations

Capture revisions during authoring and negotiation. Enforce policy compliance with mandatory validation and approval. Automatically recognize important deviations from standard policies and route for approval.

Approve and Accept Contracts

Route contracts through the approval hierarchy based on preset rules. Manage electronic signatures.

Apply to Purchasing Agreements

Easily locate governing contracts using secure search to cover applicable execution documents, such as agreements and purchase orders.

Promote Compliance

Publish goods and services covered by contracts on a procurement portal to promote utilization. Automate order creation from contracted suppliers with risk controls to spot potential fraud. Use dashboards to obtain visibility into contract utilization, terms, value leakage, and KPIs.

Product Mix: SCM Procurement; ERP Risk Management and Compliance
Key Metrics: Contract Cycle Time (Days); % Contracts with Non-Standard Clauses; Contract Agreed Amount



Requisition to Payment

Create Requisitions

Quickly find needed goods and services from approved catalogs with consumer-friendly user interface on any device.

Approve Requisitions

Automatically route requisitions for approval based on predefined business rules, including thresholds, reporting hierarchies, and purchasing categories. Review and approve requisitions on any device. Enforce separation of duties (SoD) rules and monitor violations.

Create Purchase Orders

Automate purchase order creation for approved suppliers based on negotiated pricing and contract terms.

Approve Purchase Orders

Automatically route purchase orders for approval based on predefined business rules.

Dispatch Purchase Orders

Automatically deliver approved purchase orders over secure electronic channels or supplier portals.

Receive Goods and Services

Record goods and services received to trigger automated accounts payable matching.


Manage Invoices

Receive supplier invoices over secure electronic channels or supplier portals. Leverage machine learning to recognize scanned or printed formats. Automate invoice approval based on predefined business rules. Handle exceptions and manual approval on any device.

Process Payments

Optimize payment timing and discounts based on business goals. Process electronic payments, automated pay runs, or off-cycle payments.

Product Mix: SCM Procurement; ERP Risk Management and Compliance; ERP Financial Management
Key Metrics: PO Close Cycle Time; PO Accepted Rate; Electronic Invoices Count



Supplier Invoice to Payment

Manage Supplier Invoices

Process electronically or scan invoices with rule-driven routing to automate invoice processing. Use spreadsheets to speed up manual entry. Automatically raise alerts on separation of duties (SoD) violations or unusual supplier relationship.

Manage Audits, Disputes, and Approvals

Match invoices to required documents including purchase orders, receipts, inspection acceptance, and VMI consumption. Manage rules-driven approvals across any device or desktop. Resolve disputes and holds using a role-based dashboard and secure social interaction.

Manage Prepayments and Discounts

Optimize payment timing and discounts based on business goals and supplier intelligence from transaction history and real-time events. Manage prepayments on any devices. Automatically detect unusual or fraudulent payments.

Settle Liabilities

Actively monitor and process supplier and statutory liabilities using secure interaction. Process electronic payments, automated pay runs, or off-cycle payments.


Review Daily Activity

Review and analyze the day's financial activity and monthly progress.

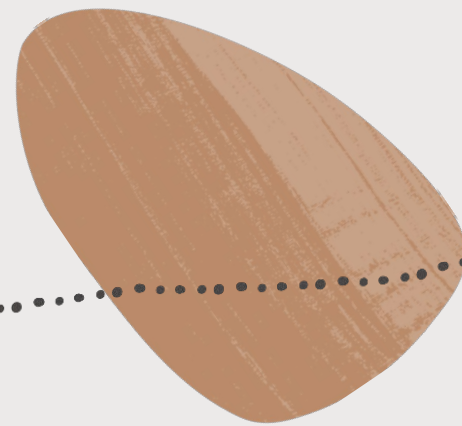
Schedule Payables Close

Stay on predetermined close schedule. Review payables register, trial balance, and reconciliation reports. Close payables period.

Product Mix: ERP Financial Management; ERP Risk Management and Compliance
Key Metrics: Avg Supplier Payment Days; % Electronic Payment Amount; Discount Taken %



Oracle Modern Best Practice for Manufacturing



Production Order to Cost Update

Manage Work Orders

Automatically create work orders from sale orders and planning results. Get alerts for potential issues, such as equipment failure. Review suggested actions. Manage production, monitor progress, and review performance on any device.



Issue Material

Reserve needed parts and move them to the shop floor. Expedite material movements and lot or serial number recording with sensors or manual entry on any mobile device.



Perform Work Operations

Record required details such as duration, material usage, and incurred scraps on any device. Get notifications on operation anomalies and suggestions on course of action. Resolve production issues through social collaboration



Complete Work Orders

Record completion of work orders and other production tasks using sensors or streamlined UI optimized for mobile devices.



Record Material Consumption

Automatically back flush non-tracking materials. Record lot/serial numbers on any device if not done during issue.



Update and Analyze Costs

Automatically post consumed material, labor, and other resources for actual cost-based items. Analyze production costs to ensure profitability.

Product Mix: SCM Manufacturing

Key Metrics: Planned Production Attainment; Operation Yield %; Throughput; Manufacturing Effectiveness



Cloud



Mobile



Analytics

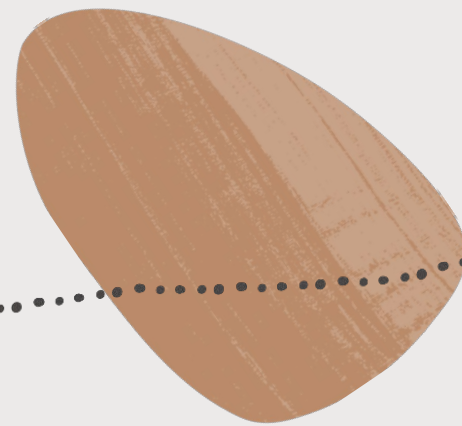


Collaboration



AI/ML

Oracle Modern Best Practice for Order Management



Quote to Revenue

Identify Opportunity

Identify proposal-ready accounts on a centralized dashboard, assess open opportunities, review customer engagement history, and identify at-risk behaviors, such as credit holds or late payments. Use AI to assist sales reps in moving their accounts through the sales cycle by providing win probabilities and recommendations for next actions.

Process Subscription

Create subscription contracts and automatically link covered usage. Access customer account data, review subscription details, and process amendments on centralized dashboards. Customers manage subscriptions using a self-service portal. Field service technicians get real-time visibility into covered services.

Configure Quote

Start a quote with relevant information automatically compiled from the account, customizing the quote with the optimal products, services, and subscriptions that meet the prospect's needs.

Collect Usage

Subscription reps monitor product usage, receive exception alerts, and resolve issues on a centralized workspace. Sales reps access customer usage, interaction history, and key metrics to identify cross-sell and upsell opportunities. AI models predict customer churn probabilities helping teams to proactively address at-risk accounts.

Price and Sell

Sales reps receive instant feedback on how discounts impact their commissions and whether additional approval is needed. Establish rules to ensure commercial viability with workflow-routed approval of exceptions in pricing and terms, such as billing, shipping, payment, scheduling, and service-level requirements. Securely share quotes with customers and automatically convert to sales orders at the end of negotiation.

Bill Customer

Set schedules to generate customer invoices to provide timely statements with accurate usage data and billing calculation. Customers can receive invoices through their preferred channels, such as email or a self-service portal, and submit payments with the most convenient options, including credit card and direct bank transfer.

Record Shipment

As sales orders are confirmed, different fulfillment orders are automatically created based on the ordered products: work orders for make-to-order, POs for drop shipments, and warehouse orders for inventory on hand. On a centralized dashboard, order managers review confirmed orders, drill down to associated fulfillment orders, and handle delay situations. Customers get order and shipment status on a centralized portal.

Recognize Revenue

Independent of billing activities, revenue managers report subscription-based revenue in accordance with ASC 606 and IFRS 15. Based on customer contract terms, automatically generate revenue entries from qualified activities, such as delivery of goods or services over time or point in time. Finance teams review revenue entries from corresponding customer contracts and adjust if needed.

Product Mix: Fusion Cloud CX; Fusion Cloud SCM; Fusion Cloud ERP; Fusion Cloud EPM
Key Metrics: Active Quote Conversion Rate; Average Active Quote Cycle Time; Recognized Revenue



Fulfillment Orchestration to Invoice

Schedule Orders

Automatically identify best sources of fulfillment based on business rules and criteria, such as cost, delivery time, and service level agreement. Split orders as needed.

Orchestrate Fulfillment

Create warehouse orders for in-house stock. Reserve needed quantities from in-transit or WIP supply and set up back-to-back orders. Issue POs to drop-shipment sources. Plan transportation.

Monitor Performance

Review key operation metrics using a dashboard. Adjust fulfillment strategies based on demand and source performance.

Handle Exceptions

Get status and notifications using a secure trusted network. Prioritize and schedule backorders on a dashboard. Get suggestions to handle supply interruptions and order changes based on business rules. Use what-if analysis to pick appropriate actions.


Manage Shipments

Obtain import and export documents, if needed. Execute shipment of goods. Update order status. Notify customers of shipments in-transit and provide tracking information using a secure trusted network.

Generate Invoices

Communicate requisite order information to Receivables for invoicing and settlement.

Product Mix: SCM Order Management; ERP Financial Management
Key Metrics: Perfect Sales Order %; Order Fill Rate; Sales Order to Shipment Lines Cycle Times



Cloud Mobile Analytics Collaboration AI/ML



Order to Drop Shipment

Capture Multichannel Orders

Capture, validate, and finalize sales orders from all channels. Track entire order process, including capture, promising, pricing, configuration, and fulfillment.

Schedule Orders

Automatically identify best-fit fulfillment, including suppliers, based on predetermined business rules and criteria, such as cost, availability, and lead time. Split orders if needed.

Notify Suppliers

Automatically create and distribute purchase orders to suppliers using a centralized portal or secure electronic messaging.

Track Shipment Status

Leverage a centralized portal for communications, including order changes, shipment updates, and invoices. Automatically notify customers of order status and provide tracking information using a secure trusted network.

Manage Exceptions

Handle order changes based on predetermined business rules. Prioritize and schedule backorders. Automatically update corresponding sales orders and purchase orders with the latest schedule adjustments and partial shipments.

Trigger Settlement

Generate invoices and automatically initiate supplier settlement based on fulfillment status. View invoices and purchase documents directly from an order dashboard.

Monitor Performance

Monitor status and notifications using a role-based dashboard.

Product Mix: SCM Order Management

Key Metrics: Sales Order On Time Shipment Lines %; Order Fill Rate; Sales Order to Shipment Lines Cycle Times



Customer Invoice to Receipt

Create and Manage Transactions

Automatically generate customer invoices, credit and debit memos from sales fulfillment transactions based on business rules. Review status using role-based dashboards.

Send Invoices

Send customers discrete invoicing documents or consolidated statements using a preferred format and delivery method (mail, email, or B2B e-commerce message).

Address Billing Issues

Manage customer disputes and billing issues with role-based dashboard. Collaborate on investigations using a secure social platform. Apply corrections (credit or debit memos) and refunds after required review and approval.

Process Payments

Automatically match receipts to invoices even without remittance advice using configurable rules or scoring engine. Handle exceptions with help from recommendation algorithm.

Manage Adjustments

Close receipts and invoices with remaining balances based on company policy and approval limits.

Post Receivables Activities

Automatically post all approved receivables activities to the general ledger to ensure current account balances.

Schedule Receivables Close

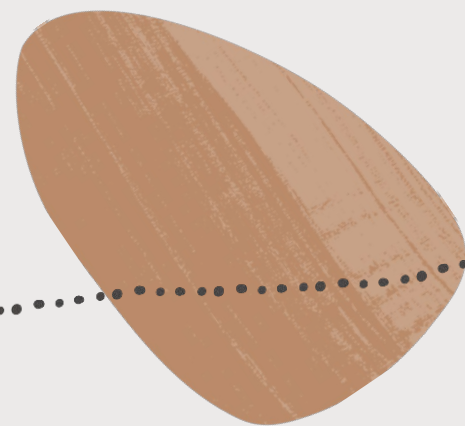
Stay on predetermined close schedule. Use integrated inquiry, reporting, and analysis tools to review and reconcile account balances. Post period close entries and close receivables period.

Product Mix: ERP Financial Management)

Key Metrics: Avg Invoice Days Outstanding; Avg Invoice Days Overdue; Earned Discounts of Total Discount %



Oracle Modern Best Practice for Logistics



Trade Screening to Compliance

Screen Restricted Parties

Perform restrictive party and sanction screening on transactions, including sales orders, purchase orders, and shipments. Review transactions, flag potential noncompliance, and update party status after investigation using a centralized dashboard.

Ensure Item Classification

Review trade transactions flagged for improper goods classification using a dashboard. Use a guided tool and predefined rules to accurately determine appropriate classification details, including country of origin.

Manage Licenses

Automatically hold shipments subject to trade controls and release them once licenses are applied. Create licenses and manage the data collection and submission processes using a dashboard. Track license usage and get notifications for upcoming depletion or expiration.

Qualify for Trade Agreement

Capture duty savings by automatically validating goods in shipments are eligible for preferential treatment under a trade agreement. Easily collaborate with suppliers, customs, and brokers on required documents, such as certificates of origin.

Finalize Documents

Review and finalize certificates of origin based on free trade agreement (FTA) qualification assignment prior to shipment. Easily collaborate with partners and customers to create and track customs documents. Leverage electronic filing and broker communication to automate customs procedures.

Process Restricted Party Hits

Address restricted party hits on master data to ensure compliance for future orders and shipments. Review potential matches and take actions using a centralized dashboard.

Classify New Items


Identify appropriate classifications for new items and optimal country pairings for duty and tax savings to make informed sourcing decisions. Route new item classifications to designated approvers based on business rules.

Manage Ongoing Compliance

Automatically receive updates of regulatory content to stay compliant. Quickly identify potential noncompliance, resolve issues, and access key metrics using dashboards.

Product Mix: SCM Logistics)

Key Metrics: Global Trade Intelligence Dashboard: Export Declarations by Month of Export; Export Declarations by Declaration Type; Import Declarations by Month of Import; Import Declarations by Declaration Type



Inbound Shipment to Delivery

Manage Purchase Orders

Suppliers use a centralized portal to review received purchase orders and confirm goods are ready for shipment with details including quantities, pickup locations, and appointment dates.

Optimize Transportation Plan

Consolidate purchase orders into shipments based on business priorities to reduce costs while meeting delivery requirements. Review optimization results, including consolidated loads, appointments, and machine learning predictive analysis.

Manage Booking and Tendering

Communicate with carriers for confirmed loads using EDI, email, or mobile device. Leverage digital freight brokerages for best rate options.

Monitor Shipments

Monitor in-transit shipments for exceptions using a dashboard. Leverage machine learning for estimated time of arrival (ETA) updates. Take mitigation actions, such as notifying contacts or rescheduling warehouses to minimize downstream impact.

Provide Shipment Status

Leverage digital assistant to respond to inquiries about purchase order shipment status on any device.


Confirm Delivery

Carriers deliver shipments to destinations and enter proof of delivery (POD) information, including shipment ID and acceptance signature, on any device.

Create Invoices

Automatically create carrier invoices for payment upon POD.

Product Mix: SCM Logistics
Key Metrics: Receiving Efficiency; Receiving Cycle Time; Returned Quantity Percentage



Outbound Shipment to Delivery

Manage Shipping Orders

Transportation department receives sales orders for movement of goods.

Optimize Transportation Plan

Consolidate sales orders into shipments based on business priorities to reduce costs while meeting delivery requirements. Review optimization results, including consolidated loads, modes, carriers, and equipment or trailer selection.

Review Fleet Utilization

Review optimization results, including fleet versus contract carrier selection. Leverage unused fleet capacity for shipments, such as customer returns and internal material transfers.

Manage Booking and Tendering

Communicate with carriers for confirmed loads using EDI, email, or mobile device. Leverage digital freight brokerages for best rate options.

Manage Shipments

Automatically generate required documents, such as bills of lading (BOL), for carrier pickup after shipments are packed, weighed, and counted. Record departure time and monitor in-transit shipments for exceptions using a dashboard. Leverage machine learning for estimated time of arrival (ETA) updates.

Provide Shipment Status

Leverage digital assistant to respond to inquiries about sales order shipment status on any device.

Confirm Delivery


Carriers deliver shipments to destinations and enter proof of delivery (POD) information, including shipment ID and acceptance signature, on any device.

Pay Service Provider

Review and approve received invoices or automatically create carrier invoices for payment upon POD according to payment policy.

Product Mix: SCM Logistics

Key Metrics: Picking Cycle Time; Ship Cycle Time; Release to Ship Cycle Days; Total Shipping Cost



Freight Invoice to Approval

Manage Freight Invoices

Import electronic invoices from service providers, carriers, or other parties. Review invoices and proof of delivery (POD) using role-based dashboards.

Match Documentation

Perform rule-based processing to compare received invoices against all delivered shipments to determine the match between documentation and freight.

Review Out-of-Tolerance Invoices

Perform exception-based reviews of system-determined invoices which are not within defined tolerances.

Resolve Discrepancies

Carriers use a centralized portal to review invoices and resolve issues.

Manage Allocations and Chargebacks

Review an insight-driven dashboard breakdown of freight costs to customer shipments or orders.

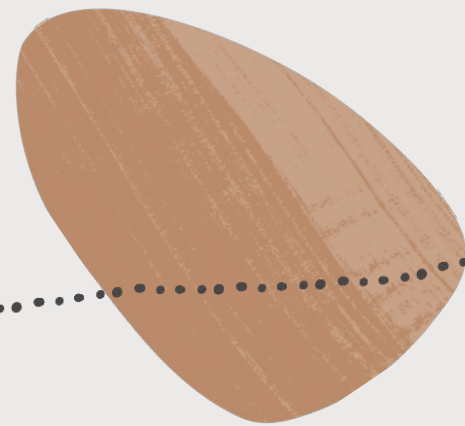
Pay Service Providers

Approve and transfer vouchers to accounts payable or automatically create payment vouchers based on POD for eligible carriers.

Product Mix: SCM Logistics; ERP Financial Management
Key Metrics: Avg Invoice Days Outstanding; Avg Invoice Days Overdue; Freight Amount



Oracle Modern Best Practice for Sustainability



Business Transactions to Sustainability Ledger

Review Sustainability Impacts and Their Sources

Review environmental, social, and governance topics and identify material impacts, risks, and opportunities to track. Identify data sources and establish data flows to track performance.

Record Business Transactions

Record business transactions with sustainability impact from various internal and external sources.

Generate Sustainability Activities

Automatically create sustainability activities from business transactions and calculate their impact using configurable rules.

Validate and Post to Sustainability Ledger

Automatically validate and post sustainability activities to an auditable sustainability ledger.


Monitor Sustainability Performance

Use dashboards to review performance, trends, and insights on key sustainability metrics. Create graphical analyses on activities of interest.

Plan, Forecast, and Report Sustainability Impacts

Automatically share the sustainability ledger with planning and reporting departments for managerial and regulatory reporting.

Product Mix: Fusion Cloud EPM; Fusion Cloud ERP; Fusion Cloud SCM; Fusion Data Intelligence
Key Metrics: Emissions, Energy, Water, Waste



Digital Business Processes for SCM