

Activate

Cloud enablement
and onboarding




Activate

Rocket to Cloud


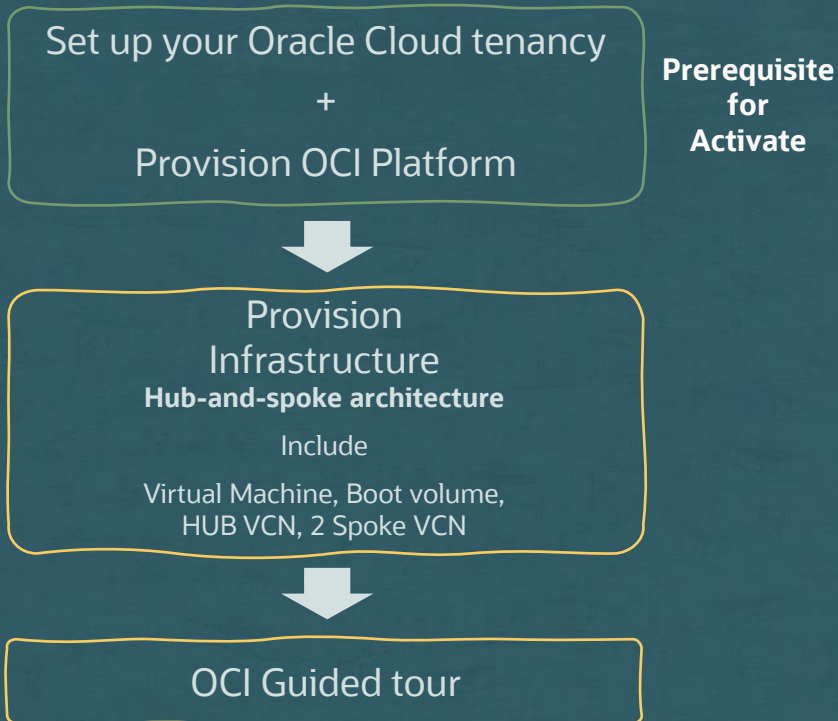
In just 24 hours:

- We guide how to enable your cloud service
- We guide how to set up the cloud essentials
- We give you a guided tour of your new cloud



Activate

Launch Sequence



Activate

Accelerating customer value



Oracle Cloud
enabled in just 24
hours



Predefined
activities and tasks



Value-add
pre-packaged services



Services are
included



Based on best
practice patterns




Geographical &
language support

Activate



Before Activate



Before Booking

- You select Activation
- We engage our Activation team
- You confirm your Activate day

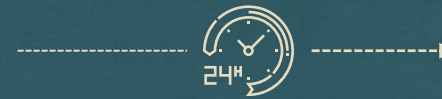
Activation
email
(you select your
region and admin)



Cloud
Provisioning



Welcome
email



Activate first day

- Activate welcome meeting
- Guide to Activate and enable your cloud services
- Guide to configure the fundamentals to get you up and running
- We provide a 'Guided Tour' of your new cloud

Agenda



Introduction

- Introduction to Activation
- Hub-and-spoke architecture

Activation

- Set up your Oracle Cloud tenancy
- Enable OCI configuration

Guided Tour

- How to set up a cloud tenancy
- How to set up cloud services
- Navigating cloud services
- How to set up access and identity
- Getting help and Contacting Support
- Analyzing and managing costs
- Guided Tour material is shared with you

Activate - Launch

Your Guided Tour

Our first day Activate services include a guided tour providing you with everything you need to get started



How to set up a cloud tenancy



How to set up cloud services



Navigating cloud services



How to set up access and identity



How to create Support Requests




Analyzing and managing costs



Discuss your use case and provide high level guidance





Activate

Mission
Successful

