


ORACLE®



The following is intended to outline our general product direction. It is intended for information purposes only, and may not be incorporated into any contract. It is not a commitment to deliver any material, code, or functionality, and should not be relied upon in making purchasing decisions.

The development, release, and timing of any features or functionality described for Oracle's products remains at the sole discretion of Oracle.

Statements in this document with respect to Oracle Corporation Japan(OCJ)'s current plans, estimates, strategies and beliefs, and other statements that are not historical facts are forward-looking statements about the future performance of OCJ. These statements are based on OCJ's assumptions and beliefs in light of the information currently available to it. OCJ cautions you that a number of important risks and uncertainties could cause actual results to differ materially from those forward-looking statements.

The document is translation of Oracle Japan's FY10 full year result summary released on June 30, 2010, and errors and omissions excepted.

Oracle and Java are registered trademarks of Oracle and/or its affiliates. Other names may be trademarks of their respective owners.




ORACLE[®]

Fiscal year ending May 2010 result and May 2011 forecast

Oracle Corporation Japan
June 30, 2010

Agenda

- May 2010 Result
- May 2011 Forecast
- May 2011 Strategy




SOFTWARE. HARDWARE. COMPLETE.

ORACLE

Agenda

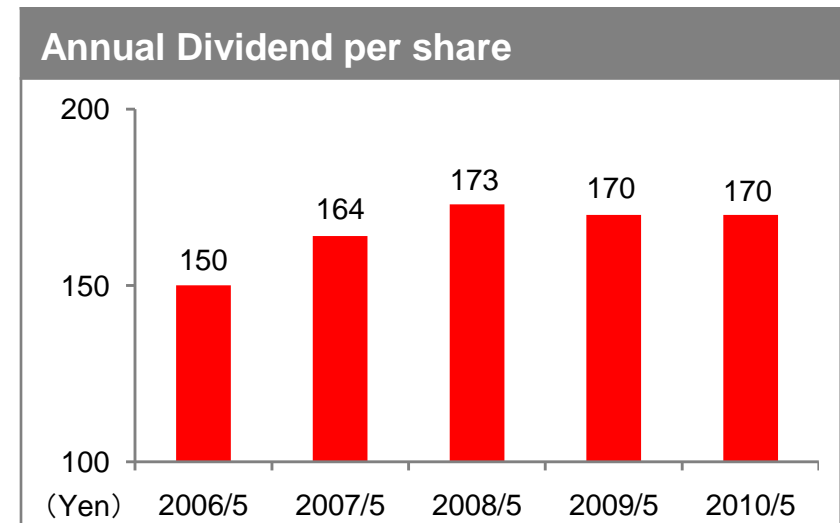
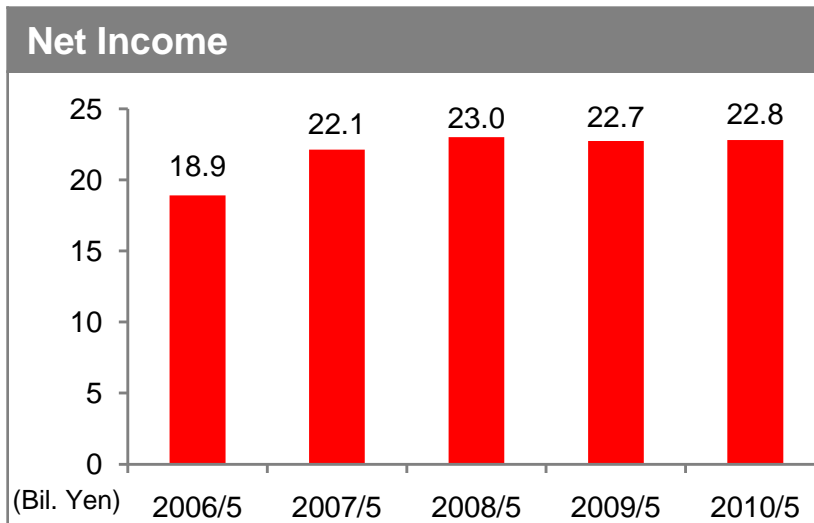
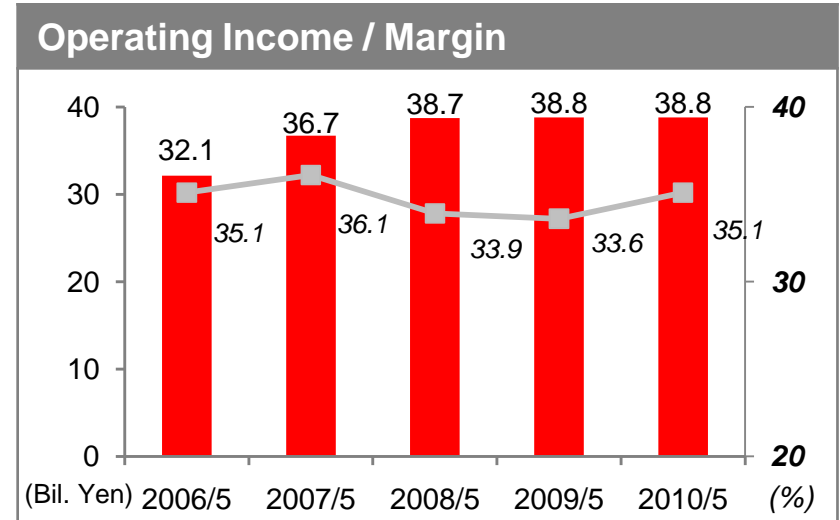
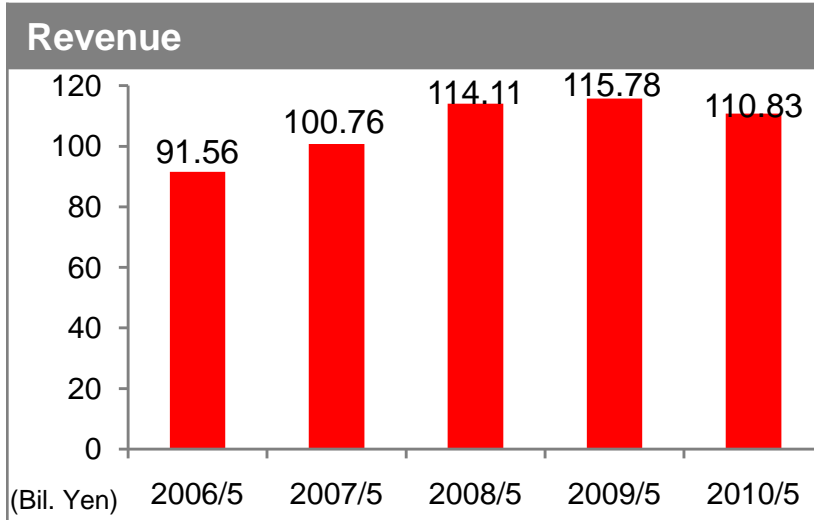
- May 2010 Result
- May 2011 Forecast
- May 2011 Strategy



SOFTWARE. HARDWARE. COMPLETE.

ORACLE

May 2010 Summary



May 2010 Revenue by Segment

Segment		May 2010 Result	YoY	May 2009 Result
	Database & Middleware	35,104	1.0%	34,765
	Business Applications	3,039	-47.4%	5,775
Software Products		38,144	-5.9%	40,540
	Update & Products Support	59,237	1.2%	58,549
Software Related Sub Total		97,381	-1.7%	99,090
	Advanced Support	2,937	0.8%	2,915
	Education	1,780	-29.7%	2,534
	Consulting	8,732	-22.4%	11,247
Service Sub Total		13,451	-19.4%	16,697
TOTAL		110,833	-4.3%	115,788

Unit: Million Yen

ORACLE

May 2010 COGS and SG&A

Summary of main items in COGS and SG&A


Main items	May 2010 Result	YoY	May 2009 Result
Cost of Goods Sold	47,887	-5.8%	50,823
Royalty	36,099	-3.1%	37,240
Human Resources	8,521	-13.3%	9,823
External Contractor & Outsourcing	1,427	-28.9%	2,007
Rent	285	-35.2%	441
Selling, General & Administrative	24,082	-7.7%	26,087
Human Resources	14,075	1.4%	13,881
External Contractor & Outsourcing	3,850	-4.2%	4,019
Advertising	1,579	-6.4%	1,687
Rent	839	-51.7%	1,737

Unit: Million Yen

ORACLE

Agenda

- May 2010 Result
- **May 2011 Forecast**
- May 2011 Strategy



SOFTWARE. HARDWARE. COMPLETE.

ORACLE

May 2011 term - Overview



- Offering former Sun's products
 - Newly established segment: **Hardware Systems**
 - **Hardware Systems Products**: Servers and storages
 - **Hardware Systems Support**: Support for the servers and storages
 - Former Sun's software, consulting and education, etc are integrated into the existing segment
 - Former Sun KK has been merged into Oracle Information Systems KK (OIS), and former Sun KK's employees has been seconded to Oracle Japan
- Change of segment name
 - Software Products -> **Software License**
 - Business Applications -> **Applications**
- Forecast
 - **Full year forecast only. No half year forecast.**

May 2011 Forecast

	May 2011 Forecast	YoY	May 2010 Result
Revenue	147,400	+33.0%	110,833
Operating Income	41,400	+6.5%	38,863
Ordinary Income	41,700	+6.5%	39,149
Net Income	24,400	+6.7%	22,862
EPS	JPY191.99	+JPY12.10	JPY179.89
Annual dividend per share (Interim)	JPY170 (JPY70)	-	JPY170 (JPY70)

Unit: Million Yen

ORACLE

May 2011 Forecast – Revenue by segment

Segment	May 2011 Forecast	YoY	May 2010 Result
Database & Middleware	34,150	-2.7%	35,104
Applications	4,850	+59.6%	3,039
Software License	39,000	+2.2%	38,144
Update & Products Support	62,500	+5.5%	59,237
Software Related Sub Total	101,500	+4.2%	97,381
Hardware Systems Products	14,500	-	-
Hardware Systems Support	14,600	-	-
Hardware Systems Sub Total	29,100	-	-
Advanced Support	4,300	+46.4%	2,937
Education	2,100	+18.0%	1,780
Consulting	10,400	+19.1%	8,732
Service Sub Total	16,800	+24.9%	13,451
TOTAL	147,400	+33.0%	110,833

Unit: Million Yen

ORACLE

May 2011 Forecast – Operating Expense

	Main Items	May 2011 Forecast	YoY	May 2010 Result
	Total Operating Expense	106,000	+47.3%	71,969
	Royalty	38,100	+5.5%	36,099
	Purchasing expenses	20,100	+2,657%	729
	Human Resources	30,700	+35.9%	22,596
	External Contractor & Outsourcing	6,100	+15.6%	5,277
	Advertising	1,900	+20.3%	1,579
	Facilities	4,200	+36.6%	3,074


*Operating Expense: Sum of COGS and SG&A

Unit: Million Yen

ORACLE

Agenda

- May 2010 Result
- May 2011 Forecast
- **May 2011 Strategy**

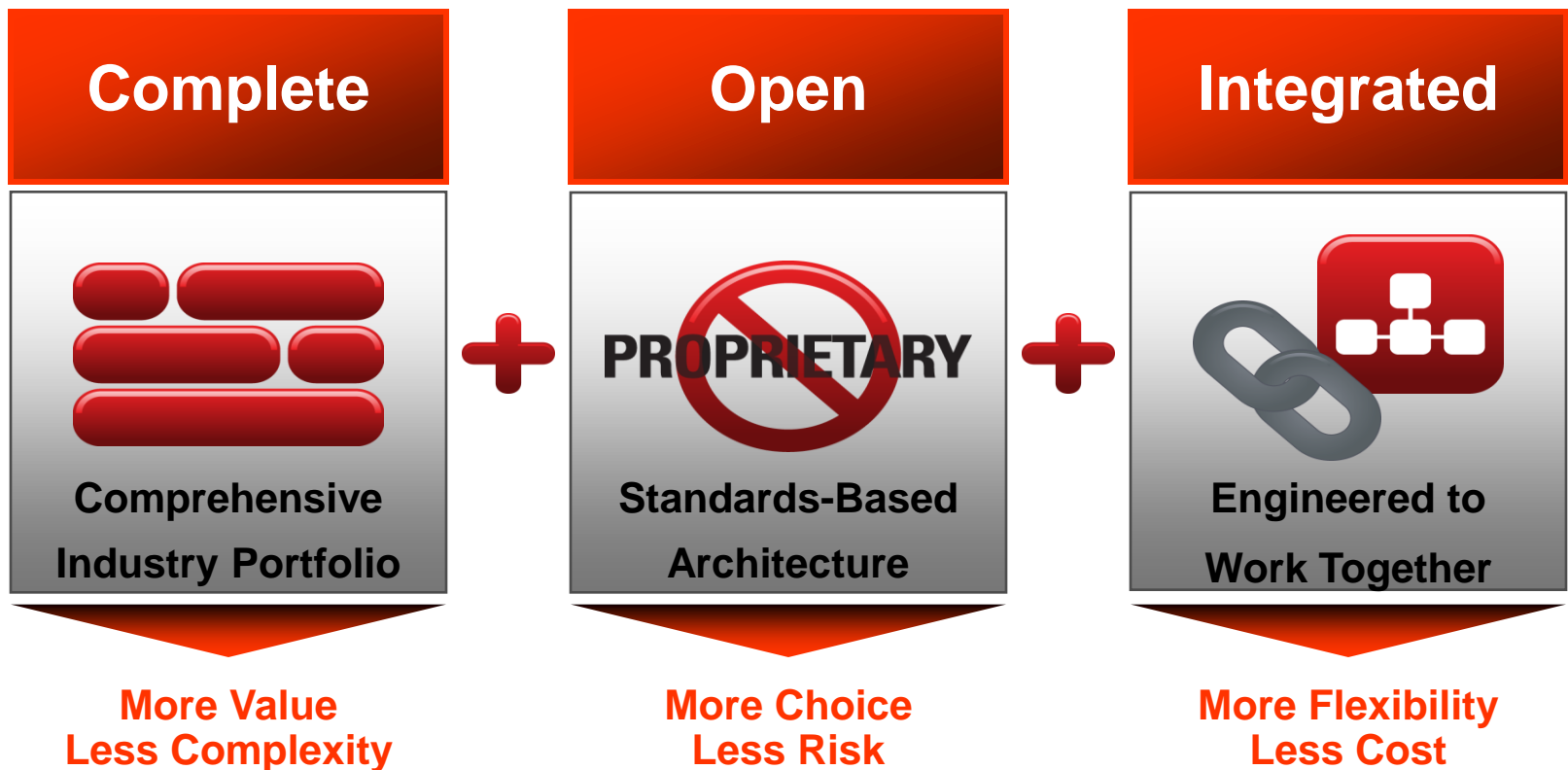


SOFTWARE. HARDWARE. COMPLETE.

ORACLE

Vision of Oracle Japan

Creating new IT value and contributing to customer success and the development of society



Complete, Open, Integrated Systems

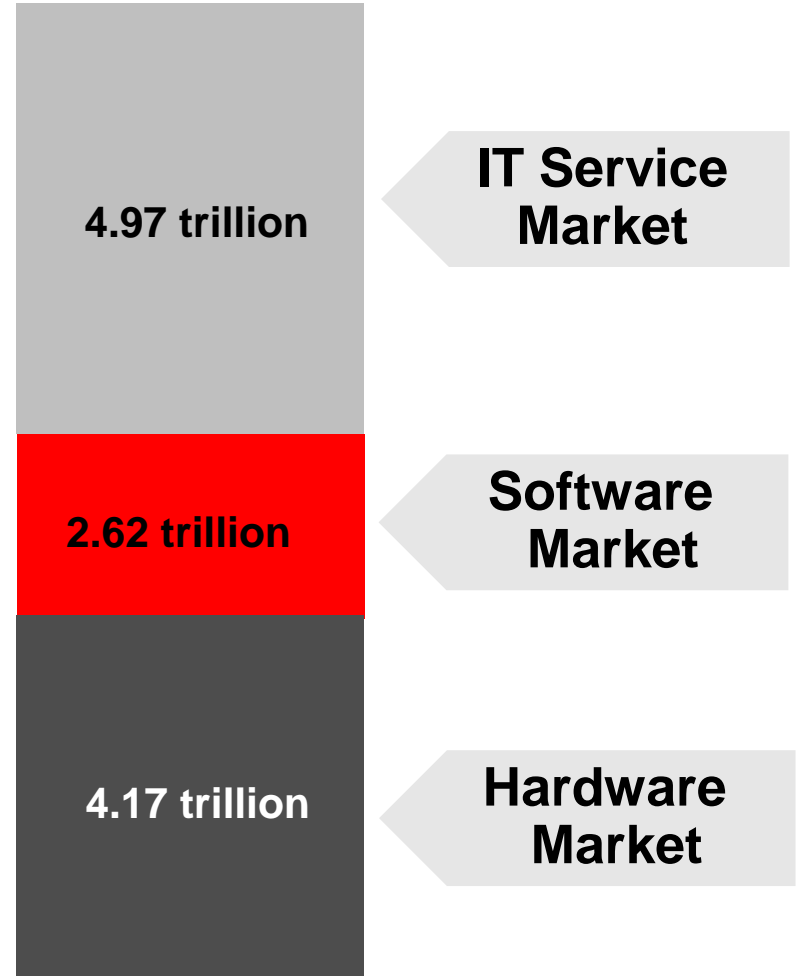


- Oracle has become full stack solution provider by integrating Sun, from disk to applications

SOFTWARE. HARDWARE. COMPLETE.

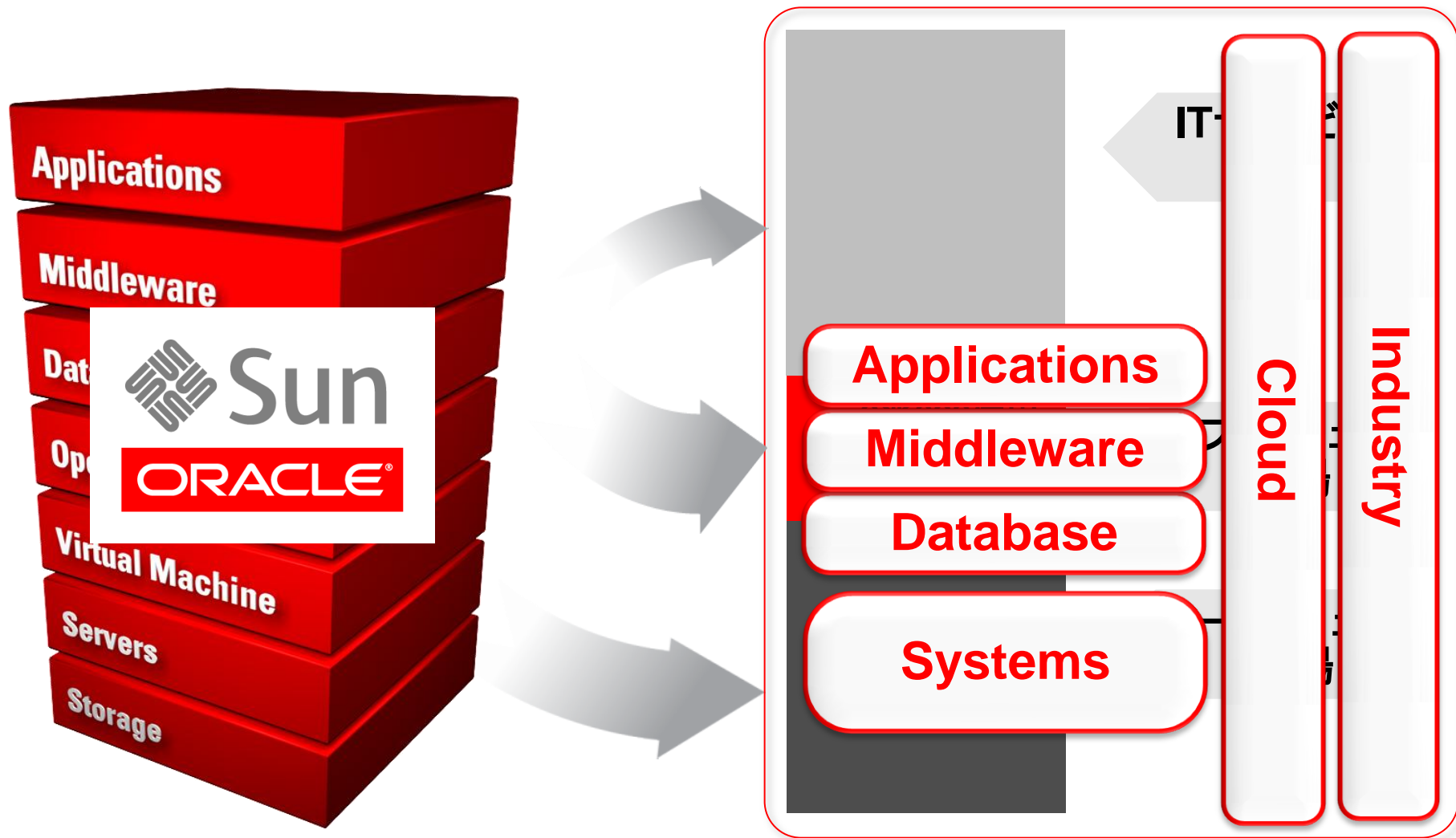
Expansion of addressable market

Japan IT Market
JPY 11.21 trillion



Source: IDC Japan Press Release April 2010 "Japan IT Market Prediction"

Strategy to cover the addressable market



Database



Database – focus area

Oracle Infrastructure

- Promoting upgrade from old version and cultivation of the management of unstructured data through ASM
- Clustering, Grid environment management
- Solid infrastructure by Oracle Enterprise Linux & Oracle VM

High-value added/Emerging products

- Exadata & Data model
- Data Integration, Golden Gate & Enterprise Manager

Database on Windows

- Keeps position of No.1 Database on Windows

*ASM: Automatic Storage Management

*Oracle VM: Oracle's server virtualization software

ORACLE

Middleware Applications



Middleware & Application - Strategy

IFRS & Management Excellence

- EPM/BI, Management Excellence
- Global Single Instance and process standardization through ERP

Apps

MW

ERP & CRM

- Proposal for mission critical system restructuring and enhancing sales force

Apps

Enterprise 2.0

- Proposal for productivity improvement for knowledge workers

MW

SOA/BPM (Business Process Management)

- Provide flexible IT infrastructure to meet the change of business

MW

IdM (Identity Management), Security

- Provide integrated security infrastructure

MW

*EPM/BI : Enterprise Performance Management/Business Intelligence

MW: Middleware products / Apps: Applications products

ORACLE

Systems








Systems Strategy

- Full stack solution by Oracle + Sun
- Vertical strategy (by customer, by industry) + horizontal strategy

Vertical strategy (by customer, by industry)

Horizontal strategy (common theme across the customers)

 <p>ORACLE[®] SOLARIS ORACLE[®] DATABASE 11g</p> <p>Sun ORACLE[®] SUN SPARC ENTERPRISE SERVERS Sun ORACLE[®] SUN STORAGE</p>	 <p>ORACLE[®] SOLARIS</p> <p>Sun ORACLE[®] SUN STORAGE 7000 UNIFIED STORAGE SYSTEMS</p>	 <p>ORACLE[®] SOLARIS ORACLE[®] VM ORACLE[®] ENTERPRISE LINUX</p> <p>Sun ORACLE[®] SUN BLADE SYSTEMS</p>	 <p>ORACLE[®] SOLARIS</p> <p>Sun ORACLE[®] STORAGETEK</p>	 <p>ORACLE[®] ENTERPRISE MANAGER OPS CENTER ORACLE[®] DATABASE 11g ORACLE[®] VM ORACLE[®] ENTERPRISE LINUX</p> <p>ORACLE[®] EXADATA</p>
<p>Sun SPARC Enterprise Servers Sun FlashFire</p>	<p>Sun Open Storage</p>	<p>Sun Blade Servers Oracle VM</p>	<p>StorageTek Tape</p>	<p>Exadata</p>

5 products segment's strategy

Cloud



Oracle's position to "Cloud"

Oracle is "Cloud Provider"

- SaaS by Oracle CRM On Demand, IaaS/PaaS by Oracle On Demand

Oracle is "Enabler of Public Cloud"

- Provides necessary products to the Public Cloud providers

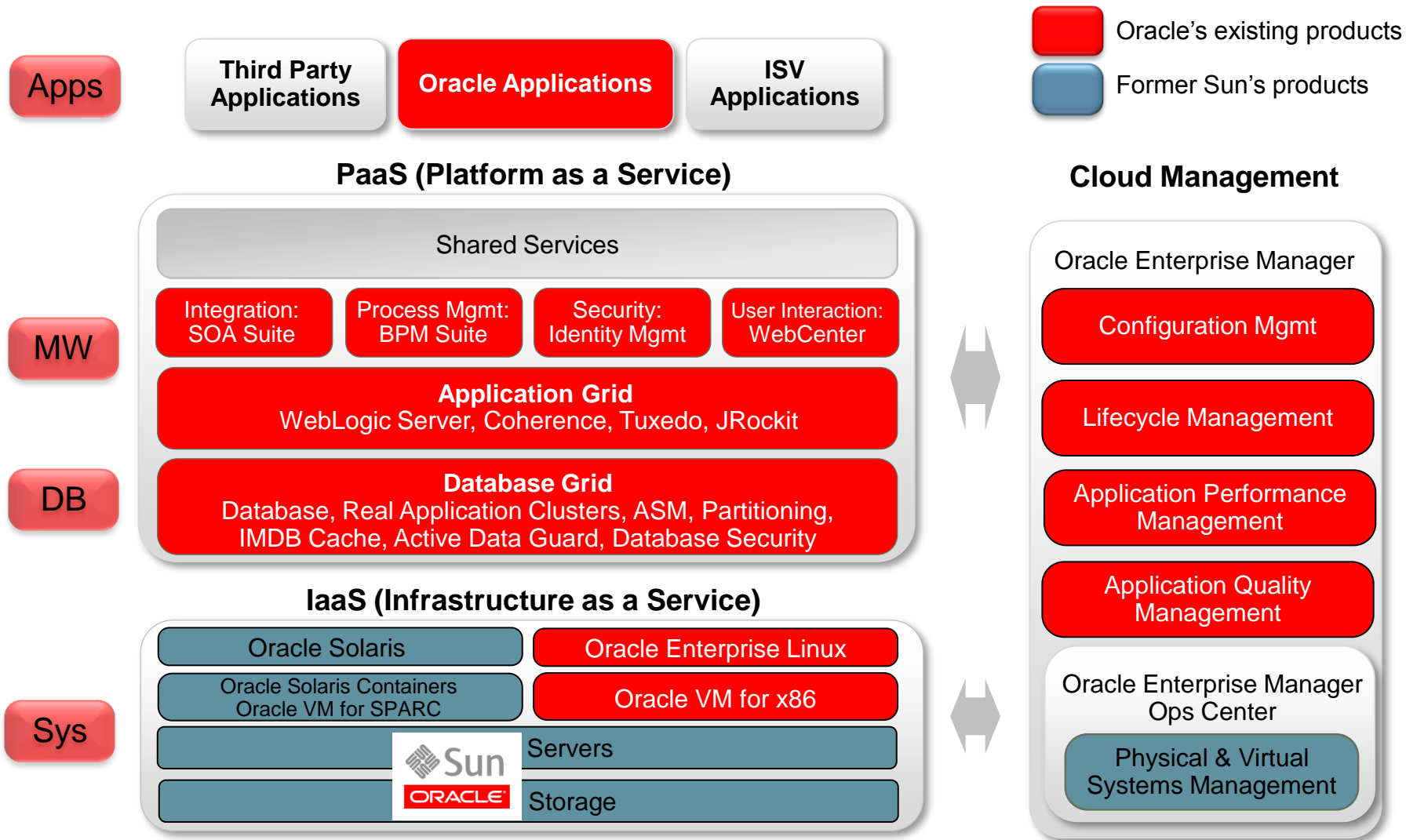
Oracle offers products for "Private Cloud"

- Provides necessary products to the customers own and manage the Private Cloud

*SaaS: Software as a service / IaaS: Infrastructure as a service / PaaS: Platform as a service

ORACLE

"Full Stack" Oracle Cloud Platform & Cloud Management



ORACLE

Industry Strategy



Complete Solutions by Industry

Complete Solutions
Industry Leaders Rely

- Aero & Defense**
11 of Top 11
- Automotive**
Over 3 OEMs & Suppliers
- Education & Res.**
9 of Top 10 Academic Universities
- Engr & Const.**
4 of Top Fortune 500

Complete Solutions
Industry Leaders Rely

- Industrial Mfg**
9 of Top 10 Global
- Life Sciences**
20 of Top Pharma
- Professional Svcs**
9 of Top 10 Global IT Services Firms
- Public**
Over 100 Organizations

World's Best Intellectual Property, Most Complete End-to-End Industry Solutions

Copyright © 2010, Oracle and/or its affiliates. All rights reserved.

World's Best Intellectual Property, Most Complete End-to-End Industry Solutions

Oracle's Commu

Business Applications
Campaign Mgmt | Sales | PLM

Analytic Applications
Enterprise Analytics
Operations Analytics
CRM Analytics
ERP Analytics

Telco-Spec Service Fulfillment
Provisioning
Inventory Mgmt
Service Activation
Discovery
Reconciliation

ERP Applications
Human Resources
Financial Management
Procurement
Help Desk

Technology
Middleware
Database
Infrastructure

Copyright © 2010, Oracle and/or its affiliates. All rights reserved.

Oracle's Commu

Business Applications
Campaign Mgmt | Sales | PLM

Analytic Applications
Enterprise Analytics
Operations Analytics
CRM Analytics
ERP Analytics

Telco-Spec Service Fulfillment
Provisioning
Inventory Mgmt
Service Activation
Discovery
Reconciliation

ERP Applications
Human Resources
Financial Management
Procurement
Help Desk

Technology
Middleware
Database
Infrastructure

Copyright © 2010, Oracle and/or its affiliates. All rights reserved.

Oracle's Retail

Analytics
Customer Demand & Enterprise
CRM & Ma
Web Store

Business Operations
Supply Chain Planning
Supply Chain Execution

Corporate Administration
EPM | Financials | Projects | Compensation | Helpdesk | HR | IT

Infrastructure
Integration and Collaboration
Enterprise Infrastructure

Copyright © 2010, Oracle and/or its affiliates. All rights reserved.

Copyright © 2010, Oracle and/or its affiliates. All rights reserved.

Oracle's Retail Footprint - Today

Analytics
Customer Demand & Enterprise
CRM & Marketing
Web Store

Business Operations
Supply Chain Planning
Supply Chain Execution
Merchandise Planning & Optimization
Merchandise Operations
Store Operations

Corporate Administration
EPM | Financials | Projects | Compensation | Helpdesk | HR | IT

Infrastructure
Integration and Collaboration
Enterprise Infrastructure

Copyright © 2010, Oracle and/or its affiliates. All rights reserved.

SOFTWARE. HARDWARE. COMPLETE.

ORACLE®

ORACLE®