

Release the Contingency

Size contingency budgets for construction projects then free up surplus dollars for other projects and investments

What is a contingency budget?

When owner organizations plan for projects, they determine a project's overall budget as well as a **contingency budget: dollars earmarked to cover any unexpected expenses.**

If contingency is managed separately from the project schedule, owners lack real-time visibility into forecasted and actual contingency spend against schedule milestones.

Managing risk, contingency, and scheduling in one solution allows owners to more efficiently manage contingency spend over time and free up any surplus dollars that may become available during the project. Once freed up, the surplus dollars can be reallocated to other projects or be reinvested in the business's investment portfolio.

About **98%**
of projects experience
cost and budget
overruns.

Project contingency is
typically about **10%**
of a project's budget.

Nearly **8/10**
projects will have
surplus dollars that can
help fund the other
two projects where
spend is greater than
the originally approved
contingency.

Source: Oracle

“Actual contingency spend during a construction project is always susceptible to change, so the right contingency budget management strategy helps to understand where the money is drawn down and applied. The right solution can provide owner organizations with visibility into both the remaining risk exposure and current contingency status across all projects, so any surplus contingency can be confidently released back to the business.”

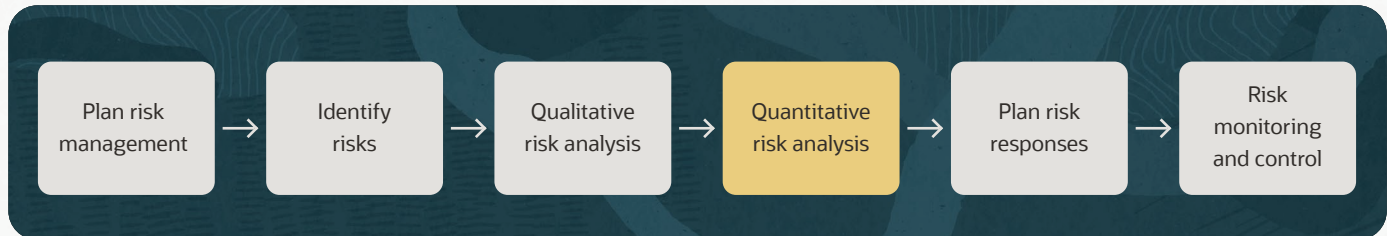
Dave Hammal

Director of Product Strategy for Oracle Primavera Cloud Risk, Oracle

Sizing contingency budget with quantitative risk analysis

The construction industry has widely adopted the **six-step risk management framework** from the Project Management Institute (PMI) for developing risk management strategies for projects.

Determining how much contingency budget is needed for a project, known as **contingency sizing**, can be completed with quantitative risk analysis (step 4 of the PMI framework).



Quantitative risk analysis can produce the following data:

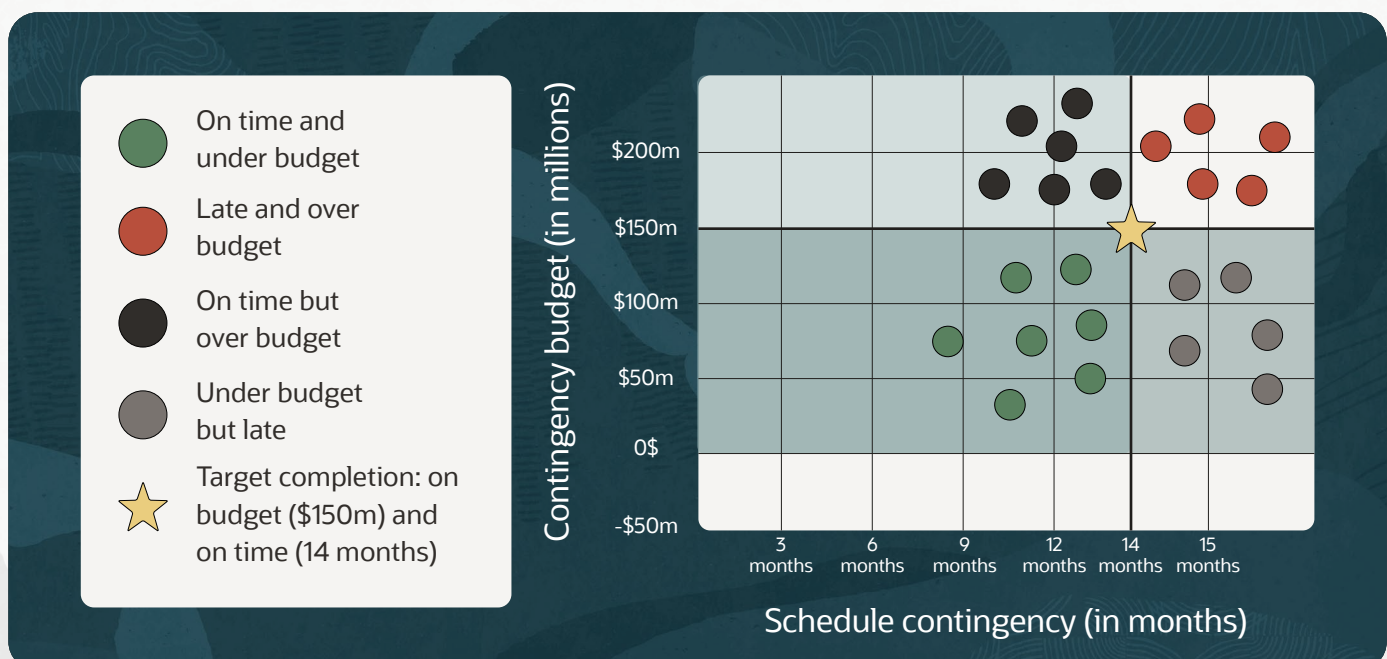
- Size of impact different risks have on the project's costs and finish date
- Confidence levels associated with costs and finish date
- Contingency needed to meet those confidence levels (from both a cost and schedule perspective)

Plot risk data, get better outcome visualization

For example, if a project's quantitative risk analysis determines that a project with an **80% confidence level** is to be completed on time and on budget, the project may need **\$150m earmarked for contingency** on top of the base cost estimate.

But as any owner knows, risks will always continue to factor into a project. To better visualize how risk will impact contingency and schedule, multiple outcome values can be mapped out. This helps to show what risk could potentially cause overspend and/or project delays.

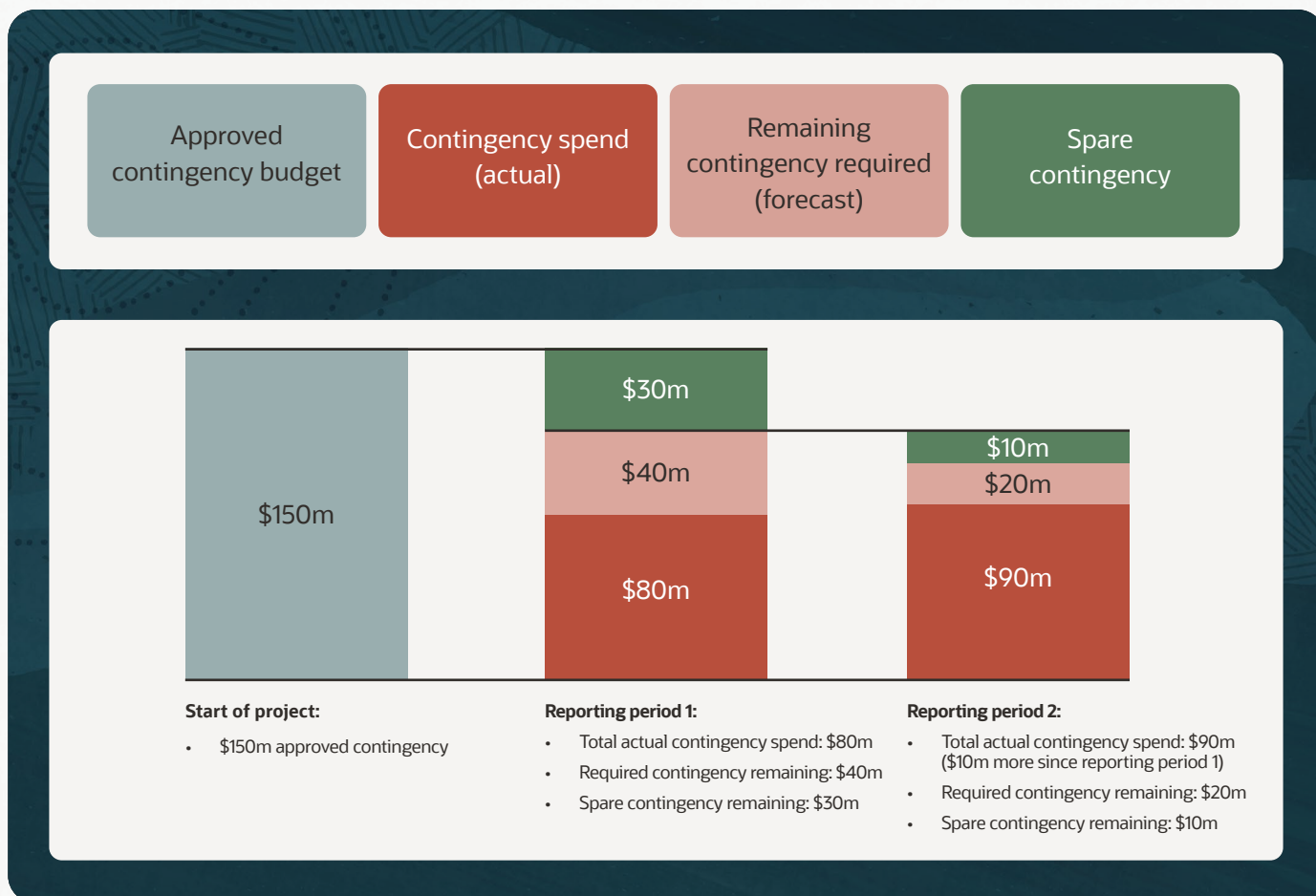
The example below shows that project with the \$150m contingency budget and a **14-month schedule contingency**. The various dots on the scatter plot represent different outcomes that could impact the project's contingency spend and schedule.



Free up unused contingency budget typically locked in projects

Now that owners have improved visualization of how risks can impact contingency spend and the project schedule, they can now create visibility into how much contingency is drawn down over a project's reporting periods. This helps determine how much surplus contingency can be allotted to other projects or reinvested into the business's investment portfolio, so dollars are freed up and used wisely.

Below shows how much of a \$150m contingency is actually spent over two reporting periods.



Efficiently size and free up contingency budget with Oracle Primavera Cloud

Improve risk and contingency management with Oracle Primavera Cloud (OPC). With OPC, owners can properly size, manage, and adjust contingency by easily connecting risks to the project schedule. This quantitative analysis ensures that budget reserves are continually reviewed, evaluated, and distributed to all projects in the portfolio. Cost controls can help owners manage contingency spend, workflows can ensure the right approvals are needed to utilize contingency for cases where risks occur, and project cost sheets provide visibility of the original budget and current spend, providing confidence in the budget data.

Ready to learn more? [Check out the Oracle product tour on risk management.](#)

Copyright © 2024, Oracle and/or its affiliates. All rights reserved. This document is provided for information purposes only, and the contents hereof are subject to change without notice. This document is not warranted to be error-free, nor subject to any other warranties or conditions, whether expressed orally or implied in law, including implied warranties and conditions of merchantability or fitness for a particular purpose. We specifically disclaim any liability with respect to this document, and no contractual obligations are formed either directly or indirectly by this document. This document may not be reproduced or transmitted in any form or by any means, electronic or mechanical, for any purpose, without our prior written permission.

This device has not been authorized as required by the rules of the Federal Communications Commission. This device is not, and may not be, offered for sale or lease, or sold or leased, until authorization is obtained.

Oracle and Java are registered trademarks of Oracle and/or its affiliates. Other names may be trademarks of their respective owners.

Intel and Intel Xeon are trademarks or registered trademarks of Intel Corporation. All SPARC trademarks are used under license and are trademarks or registered trademarks of SPARC International, Inc. AMD, Opteron, the AMD logo, and the AMD Opteron logo are trademarks or registered trademarks of Advanced Micro Devices. UNIX is a registered trademark of The Open Group. 0120

Disclaimer: If you are unsure whether your data sheet needs a disclaimer, read the revenue recognition policy. If you have further questions about your content and the disclaimer requirements, e-mail REVREC_US@oracle.com.