

ORACLE'S PEOPLESOFT HRMS 9.1 FP2 PAYROLL USING ORACLE DB FOR LINUX ON A CISCO UCS B460 M4 SERVER

As a global leader in e-business applications, Oracle is committed to delivering high performance solutions that meet our customers' expectations. Business software must deliver rich functionality with robust performance. This performance must be maintained at volumes that are representative of customer environments.

Oracle benchmarks demonstrate our software's performance characteristics for a range of processing volumes in a specific configuration. Customers and prospects can use this information to determine the software, hardware, and network configurations necessary to support their processing volumes.

The primary objective of our benchmarking effort is to provide as many data points as possible to support this important decision.



SUMMARY OF RESULTS

PeopleSoft Enterprise Payroll (North American) 9.1 FP2			
Extra-Large Data Model			
500,480 Employees 500,480 Payments	32 Job Streams	64 Job Streams	128 Job Streams
Minutes	32.83	21.95	23.02
Payments/Hour	914,583	1,368,055	1,304,655

The benchmark measured five Payroll application business process runtimes for one database model representing an extra-large organization. A single execution strategy was executed to model the preferred customer option. Testing was conducted in a controlled environment with no other applications running. The tuning changes, (if any) were approved by PeopleSoft Development and will be generally available in a future release or update. **The goal of this benchmark was to obtain baseline Extra-Large-model results for Oracle (PeopleSoft) Enterprise Payroll 9.1 FP2 using Oracle on a Cisco UCS B460 M4 server.**

This report summarizing batch processing in HCM 9.1 FP2 on this particular hardware and software environment is one of three. Two complementary reports cover stand-alone OLTP and concurrent batch/OLTP results on this same environment for further performance analysis.

BENCHMARK PROFILE

In October 2014, Cisco conducted a benchmark in Bangalore, India in collaboration with Oracle (PeopleSoft) to measure the batch performance of the Paysheet Creation, Payroll Calculation and Payroll Confirmation processes in PeopleSoft Enterprise Payroll 9.1 FP2 (North American) using Oracle11g™ R2. The database server used Oracle11g™ R2 on a 4-way Fifteen-Core (60 cores in all) Cisco UCS B460 M4 database server, running Oracle Linux 6.3 (2.6.39-200.24.1.el6uek.x86_64). A single EMC® VNX5500 Storage System with ~9,400 GB of raw disk space was allocated for storage.

Oracle Enterprise Payroll 9.1 FP2
 Using Oracle11g on a Cisco UCS B460
 M4 Server

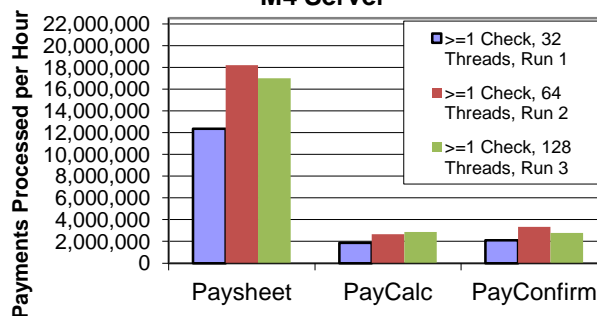


Figure 1: Enterprise Payroll 9.1 FP2 Payments/Hour

METHODOLOGY

For this benchmark, all jobs were initiated on the server from a browser.

This application was run as thirty-two, sixty-four, and one hundred twenty-eight concurrent processes.

Batch processes are background processes, requiring no operator intervention or interactivity. Results of these processes are automatically logged in the database.

BUSINESS PROCESSES

The five Payroll processes tested are as follows:

Paysheet Creation: Generates payroll data worksheets for employees, consisting of standard payroll information for each employee for the given pay cycle. The Paysheet process can be run separately from the other two tasks, usually before the end of the pay period.

Payroll Calculation: Looks at Paysheets and calculates checks for those employees. Payroll Calculation can be run any number of times throughout the pay period. The first run will do most of the processing, while each successive run updates only the calculated totals of changed items. This iterative design minimizes the time required to calculate a payroll, as well as the processing resources required. In this benchmark, Payroll Calculation was run only once, as though at the end of a pay period.

Payroll Confirmation: Takes the information generated by Payroll Calculation and updates the employees' balances with the calculated amounts. The system assigns check numbers at this time and creates direct deposit records. Confirm can only be run once, and therefore, must be run at the end of the pay period.

Print Advice Forms: This process takes the information generated by Payroll Calculation and Confirmation and produces an Advice for each employee to report Earnings, Taxes, Deductions, net pay and bank accounts where Net Pay were sent.

Create Direct Deposit File: This process takes the information generated by Payroll Calculation and Confirmation and produces an electronic transmittal file used to transfer payroll funds directly into an employee's bank account.

BATCH PROCESS STRATEGIES

The figure below summarizes the execution strategy that was undertaken for this benchmark. The runs did not use the 'Single-Check' option but did use multiple job streams.

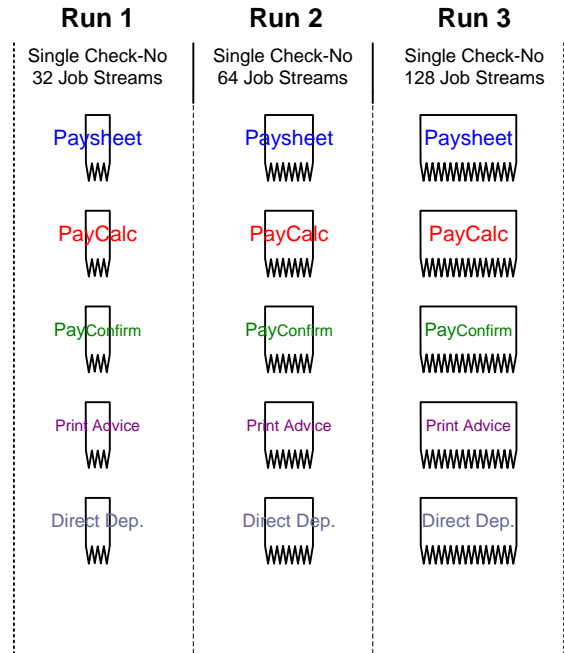


Figure 2: Batch Job Stream Execution Variations

BATCH RESULTS

The table below contains the actual runtimes, in minutes, for the Payroll processes. It also shows how many employees were processed and the number of checks and advices produced.

	Shortest		
	Run 1	Run 2	Run 3
Job Streams	32	64	128
Single Check	No	No	No
Employees	500,480	500,480	500,480
Jobs	500,480	500,480	500,480
PayCheck	0	0	0
PayAdvice	500,480	500,480	500,480
Payments	500,480	500,480	500,480
Paysheet	2.43	1.65	1.77
PayCalc	16.08	11.27	10.45
PayConfirm	14.32	9.03	10.8
Total Minutes	32.83	21.95	23.02
Total Hours	0.55	0.37	0.38
Print Advice	14.9	9.98	10.28
Direct Deposit	0.72	0.53	0.53
Total Minutes	15.62	10.52	10.82

Table 1: PeopleSoft 9.1 FP2 Payroll Process Runtimes

	Highest		
	Run 1	Run 2	Run 3
Job Streams	32	64	128
Single Check	No	No	No
Paysheet	12,340,602	18,199,272	16,997,434
PayCalc	1,867,075	2,665,278	2,873,569
PayConfirm	2,097,471	3,324,221	2,780,444
Net per Hour	914,582	1,368,054	1,304,654
Print Advice	2,015,355	3,007,893	2,920,142
Direct Deposit	41,900,651	56,304,000	56,304,000

Table 2: PeopleSoft 9.1 FP2 Payroll Process Throughputs

The throughputs above are linear extrapolations only. For Paysheet, PayCalc and PayConfirm the throughputs are payments per hour. For Print Advice and Direct Deposit, throughputs are PayAdvice per hour. Performance may vary on other hardware and software platforms and with other data composition models.

SERVER PERFORMANCE

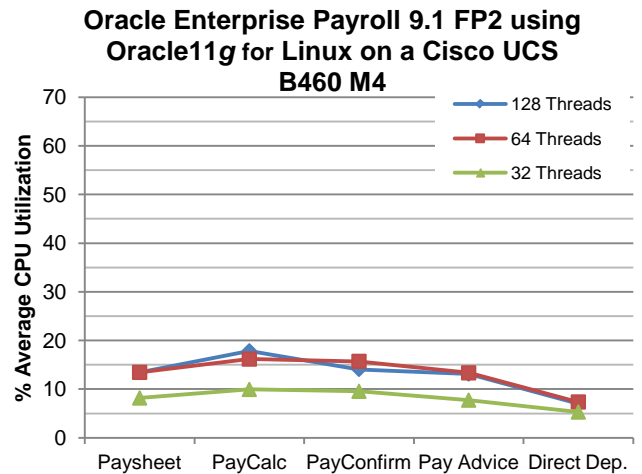


Figure 3: Average CPU Utilization

Note that this workload utilized a small fraction of the processing capability available on this server. Other processing could have been carried out concurrently. Also notice that the final process, the 'Direct Deposit' action is very brief, so that there were few CPU data points to average (thus the minimal difference between the 64-thread and 128-thread averages).

	Job Streams	User	System	Idle
Paysheet	32	5.38	2.35	91.82
	64	8.99	4.01	86.55
	128	9	3.91	86.57
PayCalc	32	7.13	2.33	90.06
	64	11.57	3.93	83.82
	128	12.31	4.71	82.13
PayConfirm	32	5.77	2.76	90.45
	64	9.96	4.61	84.29
	128	8.42	3.98	85.93
Print Advice	32	5.74	1.99	92.26
	64	9.84	3.5	86.65
	128	9.68	3.42	86.89
Direct Dep.	32	3.29	2	94.71
	64	4.56	2.82	92.64
	128	4.3	2.73	92.98

Table 3: Average CPU Utilization

I/O PERFORMANCE

An EMC VNX5500 Storage System equipped with 5 Disk Array Enclosures (75 disk drives total) was used for storage. The batch workload requires optimal I/O performance.

Job Streams	128		
	IOs/S	KB R./S	KB W./S
Paysheet	7,573	6	84,822
PayCalc	17,702	18	192,145
PayConfirm	32,620	6	347,785
Print Advice	885	127	6,668
Direct Deposit	308	31	2,011
Job Streams	64		
	IOs/S	KB R./S	KB W./S
Paysheet	10,479	1	117,968
PayCalc	12,902	38	140,489
PayConfirm	30,406	28	325,932
Print Advice	711	31	5,354
Direct Deposit	298	3	1,967
Job Streams	32		
	IOs/S	KB R./S	KB W./S
Paysheet	9,307	11	108,546
PayCalc	13,344	18	145,927
PayConfirm	23,038	4	244,426
Print Advice	675	14	5,185
Direct Deposit	255	26	1,754

Table 4: I/O Performance

Employee Profiles

- Part-time, hourly paid weekly with one additional pay, with Federal and California State tax, two general deductions and eight per pay period benefit deductions, one garnishment (KU0200).
- One Part-time salaried and paid monthly with one additional pay, with Federal and California State tax, one general deduction, three garnishments and seven per pay period benefit deductions with Absence Management (KU0202 ER0).
- One Part-time exception hourly paid bi-weekly with one additional pay, with Federal and California State tax, one general deduction, three garnishments and seven per pay period benefit deductions with Absence Management (KU0202 ER1).
- Full-time salaried paid monthly with Federal, New Jersey and New York State tax and New Jersey local tax, with five benefit deductions and no general deductions with Absence Management (KU0203).

DATA COMPOSITION DESCRIPTION

There are 500,480 active employees and each employee has eleven months of payroll history. Within the active employee population, there are a total of 500,480 Jobs from which the active employees receive compensation. In this benchmark there are a total of 500,480 payments.

The employees were distributed over four monthly, semi-monthly, bi-weekly and weekly pay groups. Each of these pay groups was assigned to 32 pay groups for a total of 128 pay groups. With further sub-divisions, the benchmark was set up for 32, 64, or 128 concurrent processes for the Paysheet, PayCalc and PayConfirm processes for this test. The employee profiles are as follows:

Employee ID	Pay Group	Pay Freq.	Employee Type	Employee Status
KU0200	PB1	Weekly	Hourly	PT 20 Hrs
KU0202, ER0	PB4	Monthly	Salaried	PT 30 Hrs
KU0202, ER1	PB2	Bi-Weekly	Exc Hourly	PT 10 Hrs
KU0203	PB4	Monthly	Salaried	FT
KU0204	PB2	Bi-Weekly	Salaried	FT
KU0205	PB3	Semi-Mon.	Salaried	FT
KU0208, ER0	PB1	Weekly	Salaried	PT 20 Hrs
KU0209	PB3	Semi-Mon.	Hourly	FT

Table 5: Employee Profiles for Seed Data

- Full time, salaried paid biweekly with Federal and Pennsylvania State tax and seven per pay period benefit deductions (KU0204).
- Full time, salaried paid semi-monthly with one additional pay, with Federal and Michigan State tax, five per pay period benefit deductions, with Time and Labor (KU0205).
- One Part-time salaried paid weekly with one additional pay, with Federal and Georgia State tax, seven per pay period benefit deductions and one general deduction with Absence Management and Time and Labor (KU0208 ER0).
- Full time, hourly paid semi-monthly with one additional pay, with Federal and California State tax, seven per pay period benefit deductions and no general deductions (KU0209)

The benchmarking payroll Pay_End_Dt is Dec 9th (PB1 weekly), Dec 16th (PB2 bi-weekly), Dec 15th (PB3 semi-monthly), or Dec 31st (PB4 monthly). The database reflects ~11 months history in calendar year 2006.

Note that this 'Data Model' has been revised from that used for Release 9.1. Direct comparison between this result and results published for earlier releases is impossible.

BENCHMARK ENVIRONMENT

HARDWARE CONFIGURATION

Database Server:

A Cisco® UCS™ B460 M4 server was used for the database server. It was equipped with the following:

- 4 × 2.8 GHz Intel® Xeon™ Fifteen-Core E7-4890 v2 processors with Hyper-Threading enabled (4-processors, 60-cores, 120-threads total), each with 37.5 MB of Level 3 cache with Two modular LAN on Motherboard (mLOM) slots for Cisco UCS Virtual Interface Card (VIC)
- 1 Terabyte of Memory (~962 GB used at peak load)
- 1 × EMC VNX5500 Storage System attached to a Cisco UCSB-MLOM-40G-01 Virtual Interface Card for data and logs
- ~39 TB raw disk space available for allocation (75 × 536 GB)
- Database storage configured with 14 x 600 GB 15K SAS Drives + 5 x 200 GB EFD Drives (~9400 GB) storage on RAID 5 for data and 4 x 200 GB EFD Drives RAID 1/0 storage for Redo logs (6 Groups)

SOFTWARE VERSIONS

Oracle's PeopleSoft HRMS and Campus Solutions 9.10.00.000 with FP2

Oracle's PeopleSoft Enterprise (PeopleTools) 8.52.03

Oracle11g 11.2.0.3.0 (64-bit)

Oracle Linux 6.3 (2.6.39-200.24.1.el6uek.x86_64) (on the Database Server)

Micro Focus COBOL Server Express 5.1 revision 000 (64-bit)

Oracle Tuxedo 10.3.0.0 (64-bit) Patch Level 043



Oracle (PeopleSoft) Pleasanton

5815 Owens Drive

P. O. Box 8018

Pleasanton, California 94588-8618

Tel 925/694-3000

Fax 925/694-3100

Email info@peoplesoft.com

World Wide Web <http://www.oracle.com>



Enterprise HRMS 9.1 on UCS B460 M4
November 2014

Oracle Corporation
World Headquarters
500 Oracle Parkway
Redwood Shores, CA 94065
U.S.A.

Worldwide Inquiries:
Phone: +1.650.506.7000
Fax: +1.650.506.7200

oracle.com



Oracle is committed to developing practices and products that help protect the environment

Copyright © 2014, Oracle and/or its affiliates. All rights reserved. This document is provided for information purposes only and the contents hereof are subject to change without notice. This document is not warranted to be error-free, nor subject to any other warranties or conditions, whether expressed orally or implied in law, including implied warranties and conditions of merchantability or fitness for a particular purpose. We specifically disclaim any liability with respect to this document and no contractual obligations are formed either directly or indirectly by this document. This document may not be reproduced or transmitted in any form or by any means, electronic or mechanical, for any purpose, without our prior written permission.

Oracle and Java are registered trademarks of Oracle and/or its affiliates. Other names may be trademarks of their respective owners.

AMD, Opteron, the AMD logo, and the AMD Opteron logo are trademarks or registered trademarks of Advanced Micro Devices. Intel and Intel Xeon are trademarks or registered trademarks of Intel Corporation. All SPARC trademarks are used under license and are trademarks or registered trademarks of SPARC International, Inc. UNIX is a registered trademark licensed through X/Open Company, Ltd. 1010

Hardware and Software, Engineered to Work Together

©2014 Cisco and/or its affiliates. All rights reserved. Cisco, the Cisco logo, and Cisco Systems are registered trademarks or trademarks of Cisco and/or its affiliates in the United States and certain other countries.