

Oracle Application Management Suite for Oracle E-Business Suite



Oracle Application Management Suite for Oracle E-Business Suite leverages Oracle Enterprise Manager as Oracle's on-premises management platform, providing a single pane of glass for management of Oracle E-Business Suite environments on Oracle Cloud or at customer data centers. Oracle Enterprise Manager provides market-leading automation for monitoring and managing Oracle Cloud environments, Oracle engineered systems, databases, middleware, and Oracle applications.

The Oracle Application Management Suite helps customers to:

- Increase operational efficiency;
- Reduce the cost of application ownership;
- Proactively manage high availability of applications;
- Enforce standardization and compliance across the enterprise;
- Manage and diagnose end-to-end technology stack performance; and
- Effectively manage and track patches and customizations.

HYBRID CLOUD MANAGEMENT

Automation of key processes using Oracle Enterprise Manager command line interface:

- Provisioning and Discovery
- Lift and Shift
- Backup / Restore
- Cloning

Reducing Total Cost of Application Ownership

The Oracle Application Management Suite for Oracle E-Business Suite helps customers to reduce total cost of application ownership by automating key processes for Hybrid Cloud Management and seamless change management across Oracle E-Business Suite environments on Oracle Cloud and on-premises.

Hybrid Cloud Management

The Oracle Application Management Suite delivers capabilities to monitor and manage Oracle E-Business Suite environments on Oracle Cloud or on-premises with a single pane of glass. Customers can implement Oracle Application Management Suite at a customer data center and deploy hybrid cloud agents on Oracle Cloud infrastructure. It delivers automation required to provision, discover, and monitor Oracle E-Business Suite instances on Oracle Cloud by using the Oracle Enterprise Manager command line interface. The following are examples of the key processes automated to deliver an improved experience and greater flexibility:

- Provisioning and discovery of single and multi-node instances
- Provisioning of new Oracle E-Business Suite instances from backup
- Lift and shift of environments from on-premises to Oracle cloud
- Cloning Oracle E-Business Suite environments on Oracle Cloud
- Automated backup and restore on Oracle Cloud
- Scale out capabilities (adding apps tier nodes) on Oracle Cloud
- Creating custom packages
- Deploying Oracle and custom patches

Change Management

CHANGE MANAGEMENT

- Oracle and custom patch promotions from Oracle Cloud to on-premises and vice versa
- Multi-level hierarchical change approvals
- EBS and technology stack patch recommendations
- Automation of Patch Deployment processes
- Simplified EBS Online Patching
- Patch Promotion Policies
- Customization Manager
- Discovery of customizations
- Validation of custom code standards
- User-defined custom code standards
- Integration with 3rd party source control systems
- Automated apps tier cloning
- Simplified interface for database and application tier cloning
- My Oracle Support integration

Change Management capabilities include Change Approval Framework, Patch Management, Customization Management, and Automated Cloning. Customers can seamlessly promote Oracle patches and custom patches from Oracle Cloud to on-premises and vice versa.

All patches and customizations must be approved by the designated approvers. A multi-level, hierarchical list of approvers can be setup for each Oracle E-Business Suite target. Auditors can review the change requests and the approvals.

Patch Manager can show complete list of recommended patches for Oracle E-Business Suite application products and the technology stack components. These are specific to a given Oracle E-Business target instance and will reduce or eliminate the research work by administrators and will help to ensure all Oracle E-Business Suite systems are current with Oracle recommended patches. Customers can deploy database and WLS patches by creating Oracle Enterprise Manager patch plans directly from the patch recommendations user interface.

The screenshot displays the Oracle Enterprise Manager Cloud Control 13c interface for Patch Manager. The page title is "Oracle E-Business Suite & Technology Stack Patch Recommendation". The breadcrumb trail shows the navigation path: Oracle E-Business Suite Management > db7_Oracle E-Business Suite > Oracle E-Business Suite & Technology Stack Patch Recommendation. The page is refreshed on Jun 23, 2016 11:29:10 AM PDT. The main content area is titled "Patches Recommended for Oracle Database" and shows patch recommendation information: Creation Date 31-May-2016 14:52:47 UTC, Last Refreshed Date 23-Jun-2016 00:01:15 UTC, and Distinct Unapplied Patches 20. Below this is a table of recommended patches with columns for Patch Number, Patch Version, Footnote, and Description. The table lists several patches, including those for performance delays, intermittent results, and bug fixes.

Patch Number	Patch Version	Footnote	Description
1896	12.1.0.2.0		DBMS_PARALLEL_EXECUTE PERFORMANCE DELAY AFTER UPGRADE TO 11.2.0.4
1983	12.1.0.2.0		INTERMITTENT WRONG RESULTS WHEN USING PLSQL RESULT CACHE FUNCTION
2047	12.1.0.2.0		ORA-39126, ORA-1427 ON EXPDP
2079	12.1.0.2.0		ORA-8183 ON QUERIES AGAINST BLOCK TYP=58, NO DDLS
2083	12.1.0.2.0		MERGE REQUEST ON TOP OF 12.1.0.2.0 FOR BUGS 18607546 19791273
2088	12.1.0.2.0		ADD 4 NEW DEFAULT DB USERS FOR EBS TO SYS.DEFAULT_PWD\$
2115	12.1.0.2.0		ORA-00600-05SMKZSL_SETUP_IV0BC:1 ERROR WITH ALTER MATERIALIZED VIEW

Figure 1: Patch Manager – Patch Recommendations.

Patch Promotion Policies can be defined to control and manage promotion of patches from pre-production (test, development, QA) to production instances on Oracle Cloud and on-premises. The Patch Promotion policy dashboard shows all the patches applied to the instances in a specific policy that quickly helps in identification of unapplied patches and to promote unapplied patches to the next instance in the promotion policy.

The Patch Management dashboard allows you to manage all patching activities of your Oracle E-Business Suite instances including viewing of patch worker logs. Patch

Manager simplifies the online patching process and reduces human intervention to a great extent, eliminating the need for continuous monitoring of the patching process.

Patch Manager makes it easier for administrators to check for prerequisite patches and to download the patches in offline mode or directly from My Oracle Support.

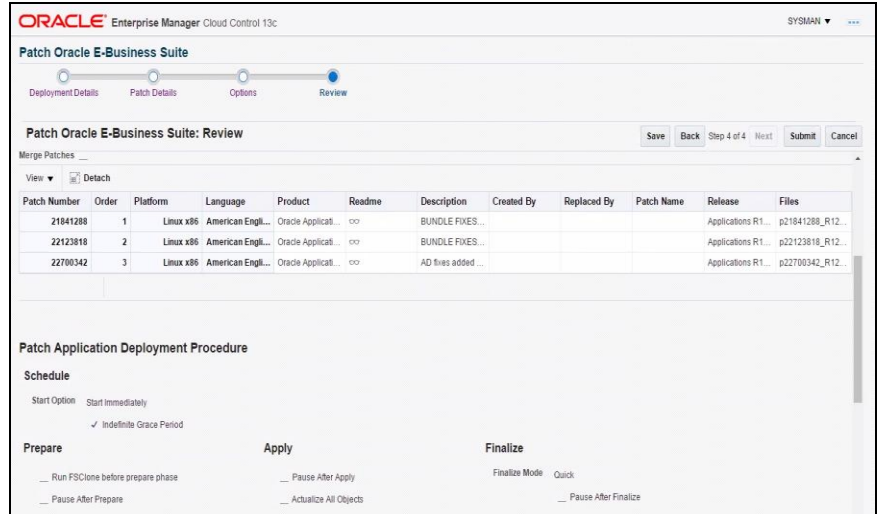


Figure 2: Patch Manager – Online Patching Dashboard.

Customization Manager has the capability to discover customizations within your Oracle E-Business Suite systems and provide detailed reports online or in a spreadsheet format. This helps your organization to keep track of the inventory of customizations and use the data for further analysis.



Figure 3: Customization Manager – Customization Discovery Inventory display.

Customization Manager allows you to create and deploy custom packages across Oracle E-Business Suite instances similar to Oracle delivered patches. Customization Manager can help to ensure all the customizations follow Oracle development standards and/or user defined customizations standards specific to your IT organization.

Customization Manager supports more than 200 different file types. You can integrate Customization Manager with any 3rd party source code version control software.

You can use Customization Manager to generate a readiness report to verify if the customizations are ready for Oracle E-Business Suite Online Patching.

The Automated Cloning feature allows you clone your Oracle E-Business Suite applications for testing, training, or development purposes. Automated Cloning leverages the Oracle Enterprise Manager Cloud Control Provisioning Framework. A step-by-step interview guides administrators through the cloning process and facilitates scheduling of Oracle E-Business Suite database and application cloning procedures.

Administrators can modify the standard cloning process to include custom steps to complete pre- or post-cloning custom actions.

Improve Operation Efficiency with Oracle Application Management Suite

The Application Management Suite for Oracle E-Business Suite is built on top of the Oracle Enterprise Manager technology platform to deliver end-to-end monitoring and management of Oracle E-Business Suite systems.

The Application Management Suite delivers comprehensive capabilities, such as:

- Enterprise summary dashboards
- Automation of all routine operations
- Proactive monitoring and notifications based on usage
- Performance and configuration metrics
- Incident management
- Application performance management
- Configuration management
- Compliance standards
- Integration with My Oracle Support
- Extensive change management capabilities

System management capabilities include monitoring and managing Oracle E-Business Suite technology components. The following are some examples.

- Concurrent processing
- Forms service
- Parallel concurrent processing
- Concurrent request sets
- Conflict resolution managers
- Workflow service
- Mobile web application targets
- Multi-node installations

SYSTEM MONITORING

- Cloud provisioning of new Oracle E-Business Suite instances
- Discover multiple Oracle E-Business Suite targets in one step using EM CLI
- Centralized Monitoring
- Concurrent Processing Monitoring
- Parallel Concurrent Processing
- Real time User Monitoring
- JVM Usage Monitoring
- Incident Management
- Notifications based on Metric Thresholds
- Metric Extensions for User Defined Metrics
- Discover MWA Targets
- Discover Custom Concurrent Programs

- Database nodes
- Middle tier / web servers
- Follow transactions across servers to understand what tier the application issue resides
- Breakdown silos and see application logs automatically in context to the application performance

A simplified Instance Administration user interface helps in adding and removing (scale in/scale out) application services, application nodes, and managed servers.

Monitoring and managing the complete Oracle E-Business Suite technology stack will help in improving operations efficiency and reduce overall cost of application ownership.

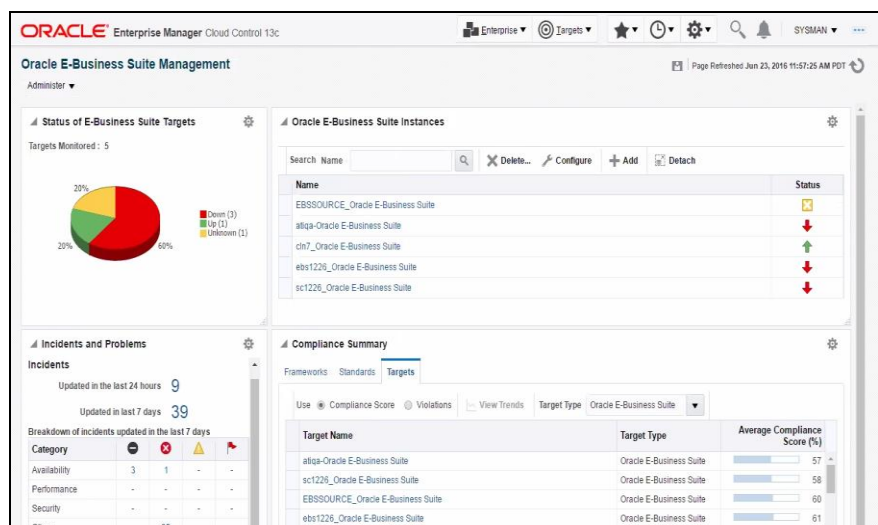


Figure 4: E-Business Suite Summary Dashboard

CONFIGURATION & COMPLIANCE MANAGEMENT

- EBS Technology Stack Configuration Management
- Configuration Change Audit Trail
- Configuration Comparisons between Oracle Cloud and on-premises environments
- Configuration Templates
- Compare EBS Technology components and versions
- Search and Compare NLS Patches
- Out-of-the-Box EBS Compliance Standards
- User Defined Compliance Standards

Reducing Business and Operations Risks

Oracle Enterprise Manager collects and stores the technology configurations of Oracle E-Business Suite to help centralize monitoring and tracking changes to Oracle E-Business Suite technology stack configurations including host configuration, database configuration, middleware configuration, patches applied, key profile option changes, versions of technology components, and custom object changes. You can compare configurations between two or more Oracle E-Business Suite systems directly or by comparing configuration snapshots taken at different time intervals.

Configuration templates help to standardize the configuration standards across the company and reduce the configuration drift between various Oracle E-Business Suite instances. Administrators can track changes by setting up notifications when any unauthorized changes occur to Technology stack configurations.

Compliance framework integration allows you to ensure your Oracle E-Business Suite is compliant with your IT audit as well as industry and regulatory requirements. Oracle E-Business suite security compliance standards and configuration management standards are delivered out-of-the-box. System Management dashboards and Compliance Management dashboards show trends and compliance violations. These dashboards

help demonstrate the Audit readiness of your IT organization with the automation of compliance standards reducing the cost of compliance.

Standardization of managing configurations and compliance standards across company, ability to track changes, proactive real time compliance monitoring can significantly reduce the operations risk and the risks to overall business.

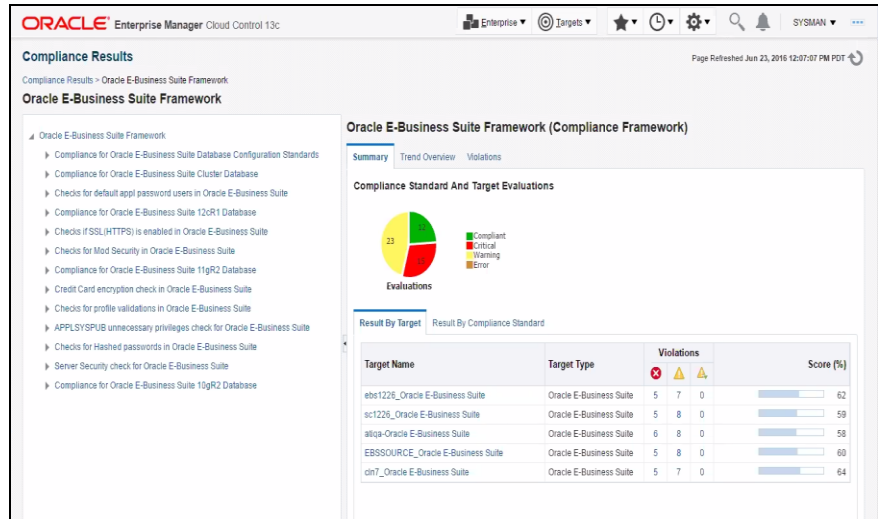


Figure 5: Compliance Framework Dashboard.

REAL USER EXPERIENCE INSIGHT

- Manage End User Experience
- End-To-End Transaction Tracking
- Synthetic User Monitoring
- EBS specific Key Performance Indicators
- End User Performance Diagnosis
- Geo-location reporting
- Support for EBS Forms
- JVM Diagnostics integration

RELATED PRODUCTS

- Application Testing Suite
- Database Life Cycle Management Pack
- Data Masking Pack
- Diagnostic Pack for Database
- Tuning Pack for Database
- Cloud Management Pack

Improve Applications User Experience

Real User Experience Insight (RUEI) capabilities help you measure application response times, remove bottlenecks, and helps in improving applications performance, end user productivity, and application user experience. RUEI delivers Oracle E-Business Suite specific capabilities, with highly personalized dashboards that show key performance indicators, performance metrics by module, user, and geography.

RUEI helps to monitor application user activities for both Forms and Oracle Application Framework users. Each application user activity can be traced through all the layers of the E-Business Suite technology stack to identify the cause of performance bottlenecks.

RUEI also supports user monitoring using tests designed to simulate common end user activities using the application UI and executed from beacons deployed in key locations of your network. This helps you to proactively test the availability of Oracle E-Business Suite applications. RUEI helps you to replay any end user session, diagnose performance problems using JVM Diagnostics and allows drill down capabilities for any user session or application session all the way to database session to show underlying SQL and related information such as waits, leaks, locks, and other such information for you to take corrective action.



CONTACT US

For more information about [insert product name], visit oracle.com or call +1.800.ORACLE1 to speak to an Oracle representative.

CONNECT WITH US

 blogs.oracle.com/oracle

 facebook.com/oracle

 twitter.com/oracle

 oracle.com

Hardware and Software, Engineered to Work Together

Copyright © 2016, Oracle and/or its affiliates. All rights reserved. This document is provided for information purposes only, and the contents hereof are subject to change without notice. This document is not warranted to be error-free, nor subject to any other warranties or conditions, whether expressed orally or implied in law, including implied warranties and conditions of merchantability or fitness for a particular purpose. We specifically disclaim any liability with respect to this document, and no contractual obligations are formed either directly or indirectly by this document. This document may not be reproduced or transmitted in any form or by any means, electronic or mechanical, for any purpose, without our prior written permission.

Oracle and Java are registered trademarks of Oracle and/or its affiliates. Other names may be trademarks of their respective owners.

Intel and Intel Xeon are trademarks or registered trademarks of Intel Corporation. All SPARC trademarks are used under license and are trademarks or registered trademarks of SPARC International, Inc. AMD, Opteron, the AMD logo, and the AMD Opteron logo are trademarks or registered trademarks of Advanced Micro Devices. UNIX is a registered trademark of The Open Group. 0115

