

# Oracle9i

Sample Schemas

Release 2 (9.2)

March 2002

Part No. A96539-01

---

Oracle9i Sample Schemas, Release 2 (9.2)

Part No. A96539-01

Copyright © 1996, 2002, Oracle Corporation. All rights reserved.

Contributors: Alexander Hunold, Diana Lorentz, Neena Kochhar, Lex de Haan, Nancy Greenberg, Nagavalli Pataballa, Den Raphaely, David Austin, Bill Gietz, Hermann Baer, Shelley Higgins, Brajesh Goyal, Shailendra Mishra, Geoff Lee, and Susan Mavris

The Programs (which include both the software and documentation) contain proprietary information of Oracle Corporation; they are provided under a license agreement containing restrictions on use and disclosure and are also protected by copyright, patent and other intellectual and industrial property laws. Reverse engineering, disassembly or decompilation of the Programs, except to the extent required to obtain interoperability with other independently created software or as specified by law, is prohibited.

The information contained in this document is subject to change without notice. If you find any problems in the documentation, please report them to us in writing. Oracle Corporation does not warrant that this document is error-free. Except as may be expressly permitted in your license agreement for these Programs, no part of these Programs may be reproduced or transmitted in any form or by any means, electronic or mechanical, for any purpose, without the express written permission of Oracle Corporation.

If the Programs are delivered to the U.S. Government or anyone licensing or using the programs on behalf of the U.S. Government, the following notice is applicable:

**Restricted Rights Notice** Programs delivered subject to the DOD FAR Supplement are "commercial computer software" and use, duplication, and disclosure of the Programs, including documentation, shall be subject to the licensing restrictions set forth in the applicable Oracle license agreement. Otherwise, Programs delivered subject to the Federal Acquisition Regulations are "restricted computer software" and use, duplication, and disclosure of the Programs shall be subject to the restrictions in FAR 52.227-19, Commercial Computer Software - Restricted Rights (June, 1987). Oracle Corporation, 500 Oracle Parkway, Redwood City, CA 94065.

The Programs are not intended for use in any nuclear, aviation, mass transit, medical, or other inherently dangerous applications. It shall be the licensee's responsibility to take all appropriate fail-safe, backup, redundancy, and other measures to ensure the safe use of such applications if the Programs are used for such purposes, and Oracle Corporation disclaims liability for any damages caused by such use of the Programs.

Oracle is a registered trademark, and Oracle9i and SQL\*Plus are trademarks or registered trademarks of Oracle Corporation. Other names may be trademarks of their respective owners.

---

---

# Contents

<b>Send Us Your Comments .....</b>	<b>vii</b>
<b>Preface.....</b>	<b>ix</b>
<b>1 Installation</b>	
<b>Using the Database Configuration Assistant .....</b>	<b>1-2</b>
<b>Manually Installing the Oracle9i Sample Schemas.....</b>	<b>1-3</b>
Prerequisites .....	1-3
Schema Dependencies.....	1-4
Installing the Human Resources (HR) Schema .....	1-5
Installing the Order Entry (OE) Schema and its Online Catalog (OC) Subschema .....	1-5
Installing The Product Media (PM) Schema.....	1-8
Installing the Queued Shipping (QS) Schemas .....	1-8
Installing the Sales History (SH) Schema.....	1-9
<b>Resetting the Sample Schemas .....</b>	<b>1-10</b>
<b>2 Rationale</b>	
<b>Overall Description .....</b>	<b>2-2</b>
<b>Human Resources (HR) .....</b>	<b>2-2</b>
<b>Order Entry (OE) .....</b>	<b>2-3</b>
<b>Product Media (PM) .....</b>	<b>2-4</b>
<b>Queued Shipping (QS) .....</b>	<b>2-4</b>
<b>Sales History (SH).....</b>	<b>2-5</b>

### 3 Diagrams

Sample Schema Diagrams.....	3-2
-----------------------------	-----

### 4 Oracle9i Sample Schema Scripts

About the Scripts.....	4-2
------------------------	-----

Master Script.....	4-2
--------------------	-----

mksample.sql.....	4-2
-------------------	-----

Human Resources (HR) Schema Scripts.....	4-5
--	-----

hr_analz.sql.....	4-5
-------------------	-----

hr_code.sql.....	4-6
------------------	-----

hr_comnt.sql.....	4-8
-------------------	-----

hr_cre.sql.....	4-13
-----------------	------

hr_dn_c.sql.....	4-21
------------------	------

hr_dn_d.sql.....	4-35
------------------	------

hr_drop.sql.....	4-36
------------------	------

hr_idx.sql.....	4-37
-----------------	------

hr_main.sql.....	4-39
------------------	------

Order Entry (OE) Schema Scripts.....	4-41
--------------------------------------	------

oc_comnt.sql.....	4-42
-------------------	------

oc_cre.sql.....	4-42
-----------------	------

oc_drop.sql.....	4-50
------------------	------

oc_main.sql.....	4-51
------------------	------

oe_analz.sql.....	4-52
-------------------	------

oe_comnt.sql.....	4-53
-------------------	------

oe_cre.sql.....	4-57
-----------------	------

oe_drop.sql.....	4-64
------------------	------

oe_idx.sql.....	4-65
-----------------	------

oe_main.sql.....	4-67
------------------	------

oe_views.sql.....	4-70
-------------------	------

Product Media (PM) Schema Scripts.....	4-72
--	------

pm_analz.sql.....	4-72
-------------------	------

pm_cre.sql.....	4-73
-----------------	------

pm_drop.sql.....	4-76
------------------	------

pm_main.sql.....	4-76
------------------	------

Queued Shipping (QS) Schema Scripts.....	4-80
--	------

qs_adm.sql .....	4-80
qs_cbadm.sql .....	4-82
qs_cre.sql .....	4-84
qs_cs.sql .....	4-86
qs_drop.sql .....	4-87
qs_es.sql .....	4-94
qs_main.sql .....	4-95
qs_os.sql .....	4-101
qs_run.sql .....	4-103
qs_ws.sql .....	4-113
<b>Sales History (SH) Schema Scripts .....</b>	<b>4-116</b>
sh_analz.sql .....	4-116
sh_comnt.sql .....	4-117
sh_cons.sql .....	4-124
sh_cre.sql .....	4-125
sh_cremv.sql .....	4-134
sh_drop.sql .....	4-135
sh_hiera.sql .....	4-137
sh_idx.sql .....	4-140
sh_main.sql .....	4-142
sh_olp_c.sql .....	4-146
sh_olp_d.sql .....	4-197



---

---

# Send Us Your Comments

## Oracle9i Sample Schemas, Release 2 (9.2)

Part No. A96539-01

Oracle Corporation welcomes your comments and suggestions on the quality and usefulness of this document. Your input is an important part of the information used for revision.

- Did you find any errors?
- Is the information clearly presented?
- Do you need more information? If so, where?
- Are the examples correct? Do you need more examples?
- What features did you like most?

If you find any errors or have any other suggestions for improvement, please indicate the document title and part number, and the chapter, section, and page number (if available). You can send comments to us in the following ways:

- Electronic mail: [infodev\\_us@oracle.com](mailto:infodev_us@oracle.com)
- FAX: (650) 506-7227 Attn: Server Technologies Documentation Manager
- Postal service:

Oracle Corporation  
Server Technologies Documentation  
500 Oracle Parkway, Mailstop 4op11  
Redwood Shores, CA 94065  
USA

If you would like a reply, please give your name, address, telephone number, and (optionally) electronic mail address.

If you have problems with the software, please contact your local Oracle Support Services.





---

# Preface

Oracle has been using the schema `SCOTT` with its two prominent tables `EMP` and `DEPT` tables for a long time. With advances in Oracle's technology, these tables have become inadequate to show even the most basic features of the Oracle database and other Oracle products. As a result, many other schemas have been created over the years to suit the needs of product documentation, courseware, and software development and application demos.

This preface contains these topics:

- [Audience](#)
- [About the Sample Schemas](#)
- [What Are the Customer Benefits?](#)
- [What are the Oracle9i Sample Schemas Design Principles?](#)
- [Organization](#)
- [Related Documentation](#)
- [Conventions](#)
- [Documentation Accessibility](#)

## Audience

Oracle9i Sample Schemas is for all users of the seed database that is installed when you install Oracle.

## About the Sample Schemas

The new Oracle9i Sample Schemas serve the purpose of providing a common platform for examples in Oracle9i and future releases. It is not possible to convert all examples throughout our documentation to this new environment at one time, but all examples will be converted as material is updated.

The new Oracle9i Sample Schemas are a set of interlinked schemas. This set of schemas is aimed at providing a layered approach to complexity:

- A simple schema (Human Resources, HR) for introducing basic topics. An extension to this schema supports Oracle Internet Directory demos.
- A second schema (Order Entry, OE) for dealing with matters of intermediate complexity. A multitude of datatypes is available in this schema.

The Online Catalog (OC) subschema is a collection of object-relational database objects built inside the OE schema.

- A schema dedicated to multimedia datatypes (Product Media, PM)
- A set of schemas gathered under the main schema name QS (Queued Shipping) to demonstrate Oracle Advanced Queuing capabilities.
- A schema designed to allow for demos with larger amounts of data (Sales History, SH). An extension to this schema provides support for advanced analytic processing.

## What Are the Customer Benefits?

- **Continuity of context.** When encountering the same set of tables everywhere, users, students, and developers spend less time with the schema and more time understanding or explaining the technical concepts.
- **Usability.** Customers can use these schemas in the seed database to run examples that are shown in Oracle documentation and training materials. This first-hand access to examples will facilitate both conceptual understanding and application development.

- **Quality.** Through central maintenance and testing of both the creation scripts that build the Oracle9i Sample Schemas and the examples that run against the schemas, the quality of Oracle documentation and training materials will be enhanced.

## What are the Oracle9i Sample Schemas Design Principles?

- **Simplicity and Ease of Use.** The HR and OE schemas should not become overly complex by the addition of features, but rather should provide a graduated path from the simple to intermediate levels of database use.
- **Be fundamental.** The base schemas and the extensions should bring to the foreground the functionality that customers typically use. Only the most commonly used database objects are built automatically in the schemas, and the entire set of schemas provides a foundation upon which one can expand to illustrate additional functionality.
- **Extensibility.** The Oracle9i Sample Schemas provide a logical and physical foundation for adding objects to demonstrate functionality beyond the fundamental scope.
- **Relevance.** The Oracle9i Sample Schemas are designed to be applicable to e-business and other significant industry trends (for example, XML). When this goal conflicts with the goal of simplicity, schema extensions are used to showcase the trends in focus.

## Organization

This document contains:

### Chapter 1, "Installation"

This chapter describes how to install the Oracle9i Oracle9i Sample Schemas.

### Chapter 2, "Rationale"

This chapter describes the fictitious company on which the Sample Schemas are based.

### Chapter 3, "Diagrams"

This chapter contains diagrams of the Sample Schemas.

## Chapter 4, "Oracle9i Sample Schema Scripts"

This chapter contains the scripts used to generate the Sample Schemas.

## Related Documentation

In North America, printed documentation is available for sale in the Oracle Store at

<http://oraclestore.oracle.com/>

Customers in Europe, the Middle East, and Africa (EMEA) can purchase documentation from

<http://www.oraclebookshop.com/>

Other customers can contact their Oracle representative to purchase printed documentation.

To download free release notes, installation documentation, white papers, or other collateral, please visit the Oracle Technology Network (OTN). You must register online before using OTN; registration is free and can be done at

<http://otn.oracle.com/admin/account/membership.html>

If you already have a username and password for OTN, then you can go directly to the documentation section of the OTN Web site at

<http://otn.oracle.com/docs/index.htm>

To access the database documentation search engine directly, please visit

<http://tahiti.oracle.com>

## Conventions

This section describes the conventions used in the text and code examples of this documentation set. It describes:

- [Conventions in Text](#)
- [Conventions in Code Examples](#)

### Conventions in Text

We use various conventions in text to help you more quickly identify special terms. The following table describes those conventions and provides examples of their use.

Convention	Meaning	Example
<b>Bold</b>	Bold typeface indicates terms that are defined in the text or terms that appear in a glossary, or both.	When you specify this clause, you create an <b>index-organized table</b> .
<i>Italics</i>	Italic typeface indicates book titles or emphasis.	<i>Oracle9i Database Concepts</i> Ensure that the recovery catalog and target database do <i>not</i> reside on the same disk.
UPPERCASE monospace (fixed-width) font	Uppercase monospace typeface indicates elements supplied by the system. Such elements include parameters, privileges, datatypes, RMAN keywords, SQL keywords, SQL*Plus or utility commands, packages and methods, as well as system-supplied column names, database objects and structures, usernames, and roles.	You can specify this clause only for a NUMBER column. You can back up the database by using the BACKUP command. Query the TABLE_NAME column in the USER_TABLES data dictionary view. Use the DBMS_STATS.GENERATE_STATS procedure.
lowercase monospace (fixed-width) font	Lowercase monospace typeface indicates executables, filenames, directory names, and sample user-supplied elements. Such elements include computer and database names, net service names, and connect identifiers, as well as user-supplied database objects and structures, column names, packages and classes, usernames and roles, program units, and parameter values.  <b>Note:</b> Some programmatic elements use a mixture of UPPERCASE and lowercase. Enter these elements as shown.	Enter sqlplus to open SQL*Plus. The password is specified in the orapwd file. Back up the datafiles and control files in the /disk1/oracle/dbs directory. The department_id, department_name, and location_id columns are in the hr.departments table. Set the QUERY_REWRITE_ENABLED initialization parameter to true. Connect as oe user. The JRepUtil class implements these methods.
<i>lowercase italic monospace (fixed-width) font</i>	Lowercase italic monospace font represents placeholders or variables.	You can specify the <i>parallel_clause</i> . Run <i>Uold_release</i> .SQL where <i>old_release</i> refers to the release you installed prior to upgrading.

## Conventions in Code Examples

Code examples illustrate SQL, PL/SQL, SQL\*Plus, or other command-line statements. They are displayed in a monospace (fixed-width) font and separated from normal text as shown in this example:

```
SELECT username FROM dba_users WHERE username = 'MIGRATE';
```

The following table describes typographic conventions used in code examples and provides examples of their use.

Convention	Meaning	Example
[ ]	Brackets enclose one or more optional items. Do not enter the brackets.	DECIMAL ( <i>digits</i> [ , <i>precision</i> ])
{ }	Braces enclose two or more items, one of which is required. Do not enter the braces.	{ENABLE   DISABLE}
	A vertical bar represents a choice of two or more options within brackets or braces. Enter one of the options. Do not enter the vertical bar.	{ENABLE   DISABLE} [COMPRESS   NOCOMPRESS]
...	Horizontal ellipsis points indicate either: <ul style="list-style-type: none"> <li>That we have omitted parts of the code that are not directly related to the example</li> <li>That you can repeat a portion of the code</li> </ul>	CREATE TABLE ... AS <i>subquery</i> ;  SELECT <i>col1</i> , <i>col2</i> , ... , <i>coln</i> FROM employees;
.	Vertical ellipsis points indicate that we have omitted several lines of code not directly related to the example.	SQL> SELECT NAME FROM V\$DATAFILE; NAME  ----- -  /fsl/dbs/tbs_01.dbf /fsl/dbs/tbs_02.dbf  . . .  /fsl/dbs/tbs_09.dbf 9 rows selected.
Other notation	You must enter symbols other than brackets, braces, vertical bars, and ellipsis points as shown.	acctbal NUMBER(11,2); acct CONSTANT NUMBER(4) := 3;
<i>Italics</i>	Italicized text indicates placeholders or variables for which you must supply particular values.	CONNECT SYSTEM/ <i>system_password</i> DB_NAME = <i>database_name</i>

Convention	Meaning	Example
UPPERCASE	Uppercase typeface indicates elements supplied by the system. We show these terms in uppercase in order to distinguish them from terms you define. Unless terms appear in brackets, enter them in the order and with the spelling shown. However, because these terms are not case sensitive, you can enter them in lowercase.	<pre>SELECT last_name, employee_id FROM employees; SELECT * FROM USER_TABLES; DROP TABLE hr.employees;</pre>
lowercase	<p>Lowercase typeface indicates programmatic elements that you supply. For example, lowercase indicates names of tables, columns, or files.</p> <p><b>Note:</b> Some programmatic elements use a mixture of UPPERCASE and lowercase. Enter these elements as shown.</p>	<pre>SELECT last_name, employee_id FROM employees; sqlplus hr/hr CREATE USER mjones IDENTIFIED BY ty3MU9;</pre>

## Documentation Accessibility

Our goal is to make Oracle products, services, and supporting documentation accessible, with good usability, to the disabled community. To that end, our documentation includes features that make information available to users of assistive technology. This documentation is available in HTML format, and contains markup to facilitate access by the disabled community. Standards will continue to evolve over time, and Oracle Corporation is actively engaged with other market-leading technology vendors to address technical obstacles so that our documentation can be accessible to all of our customers. For additional information, visit the Oracle Accessibility Program Web site at

<http://www.oracle.com/accessibility/>

**Accessibility of Code Examples in Documentation** JAWS, a Windows screen reader, may not always correctly read the code examples in this document. The conventions for writing code require that closing braces should appear on an otherwise empty line; however, JAWS may not always read a line of text that consists solely of a bracket or brace.





---

# Installation

When you do a complete installation of Oracle9i, the Sample Schemas are installed automatically with the seed database. If for some reason the seed database is removed from your system, you will need to reinstall the Sample Schemas before you can duplicate the examples you find in Oracle documentation and training materials.

This chapter describes how to install the Oracle9i Sample Schemas. It contains the following sections:

- [Using the Database Configuration Assistant](#)
- [Manually Installing the Oracle9i Sample Schemas](#)
- [Resetting the Sample Schemas](#)

---

---

**Caution:** By installing any of the Oracle9i Sample Schemas, you will destroy any previously installed schemas that use any of the following user names:

- HR
- OE
- PM
- SH
- QS
- QS\_ADM
- QS\_WS
- QS\_ES
- QS\_OS
- QS\_CBADM
- QS\_CB
- QS\_CS

Data contained in any of the these schemas will be lost by running any of the installation scripts described in this section. You should not use Oracle9i Sample Schemas for your personal or business data and applications. They are meant to be used for demonstration purposes only.

---

---

## Using the Database Configuration Assistant

Using DBCA is by far the most intuitive and simple way to install the Sample Schemas. Step 4 of the database creation process lets you configure the Sample Schemas you wish to use in your database. The following dependencies are enforced by the Database Configuration Assistant:

- The checkbox "Example Schemas" needs to be checked for any Sample Schema to be created.
- "Oracle Spatial" needs to be selected to allow the Order Entry schema to be created.

- "Oracle Intermedia" needs to be selected to allow for the creation of the Product Media schema. You can select this option by clicking on the "Additional database configurations ..." button.
- "Oracle JVM" needs to be selected for the evaluation of materialized views and dimensions. If you intend to use these features, select this option by clicking on the "Additional database configurations ..." button.
- The Order Entry schema option requires the Human Resources option to be selected.
- The Product Media schema option requires the Order Entry option to be selected.
- The Shipping schema option requires the Order Entry option to be selected.
- Selecting "Oracle OLAP Services" with the Sales History option selected will add OLAP server metadata to the Sales History schema.

Two of the three predefined database templates shipped with the Database Configuration Assistant contain the Sample Schemas:

- OLTP database
- DSS database

## Manually Installing the Oracle9i Sample Schemas

### Prerequisites

The Sample Schemas that are available to you depend on the edition of Oracle you install and its configuration. Please consult the following table to see which schemas you can install:

Schema	Oracle9i Personal Edition	Oracle9i Standard Edition	Oracle9i Enterprise Edition
HR	OK	OK	OK
OE	OK	OK	OK
PM	OK	OK	OK
QS	OK	OK	OK
SH	Not available	Not available	Needs Partitioning Option installed

## Schema Dependencies

Various dependencies have been established among the schemas. Therefore, you must create the schemas in the following order: HR, OE, PM, QS, and SH.

---

---

**Note:** To make it easier for you to remember, the Oracle9i Sample Schemas are ordered, both in complexity and dependencies, in alphabetical order.

---

---

Use this sequence to create the schemas:

1. Create the HR schema.
2. Create the OE schema: The HR schema must already be present, and you must know the password for the HR schema so that you can grant HR object privileges to OE. Some HR tables are visible to the OE user through the use of private synonyms. In addition, some OE tables have foreign key relationships to HR tables.

---

---

**Note:** The OE schema requires the database to be enabled for spatial data. You can accomplish this during installation or afterward using the Database Configuration Assistant.

---

---

3. Create the PM schema: Foreign key relationships require that the OE schema already exist when the PM schema is created. You need to know the password for OE to grant to PM the right to establish and use these foreign keys.

---

---

**Note:** The PM schema requires the database to be enabled for the Java Virtual Machine (JVM) and *interMedia*. You can accomplish this during installation or afterward using the Database Configuration Assistant.

---

---

4. Create the QS schema: The shipping schema QS is based on order entry data in OE. Again, foreign key relationships require that the OE schema already be present when the QS schema is created. You need to know the password for OE to grant to QS the right to establish and use these foreign keys.

5. Create the SH schema. The SH schema logically depends on the OE schema, although there is nothing that prevents you from creating this schema on its own, without the four other schemas.

## Installing the Human Resources (HR) Schema

All scripts necessary to create this schema reside in `$ORACLE_HOME/demo/schema/human_resources`.

You need to call only one script, `hr_main.sql`, to create all objects and load the data. Running `hr_main.sql` accomplishes the following tasks:

1. Prompts for passwords and tablespace names used within the scripts
2. Erases any previously installed HR schema
3. Creates the user HR and grants the necessary privileges
4. Connects as HR
5. Calls the following scripts:
  - `hr_cre.sql` to create data objects
  - `hr_popul.sql` to populate data objects
  - `hr_idx.sql` to create indexes on data objects
  - `hr_code.sql` to create procedural objects
  - `hr_comnt.sql` to create comments on tables and columns
  - `hr_analz.sql` to gather schema statistics
6. [Optional] A pair of scripts, `sh_dn_c.sql` and `sh_dn_d.sql` are provided as schema extension. To prepare the Human Resources schema for use with the Directory capabilities of Oracle Internet Directory, run the `sh_dn_c.sql` create script. If you want to return to the initial setup of the HR schema, use the script `sh_dn_d.sql` to erase the effects of `sh_dn_c.sql` and erase the column added by this extension.

The file used to drop the HR schema is `hr_drop.sql`.

## Installing the Order Entry (OE) Schema and its Online Catalog (OC) Subschema

All scripts necessary to create this schema reside in `$ORACLE_HOME/demo/schema/order_entry`.

You need to call only one script, `oe_main.sql`, to create all objects and load the data. Running `oe_main.sql` accomplishes the following tasks:

1. Prompts for passwords and tablespace names used within the scripts
2. Erases any previously installed OE schema
3. Creates the user OE and grants the necessary privileges
4. Connects as OE
5. Calls the following scripts:
  - `oe_cre.sql` to create data, procedural, and user defined objects
  - `oe_oe_p_pi.sql` to populate the `PRODUCT_INFORMATION` table
  - `oe_p_whs.sql` to populate the `WAREHOUSES` table
  - `oe_p_cus.sql` to populate the `CUSTOMERS` table
  - `oe_p_ord.sql` to populate the `ORDERS` table
  - `oe_p_itm.sql` to populate the `ORDER_ITEMS` table
  - `oe_p_inv.sql` to populate the `INVENTORIES` table
  - `oe_views.sql` to create table views
  - `oe_idx.sql` to create indexes on data objects
  - `oe_comnt.sql` to create comments on tables and columns
  - `oc_main.sql` to create the OC (Online catalog) object-oriented subschema within OE. The `oc_main.sql` script calls the following scripts:
    - `oc_cre.sql` to create a sequence of interrelated user defined objects, object tables and views
    - `oc_popul.sql` to populate object tables
    - `oc_comnt.sql` to create comments on tables and columns
  - `oe_p_pd.sql` to populate the `PRODUCT_DESCRIPTIONS` table. Language-specific `INSERT` statements for product names and descriptions are stored in these files:
    - \* `oe_p_us.sql`
    - \* `oe_p_ar.sql`
    - \* `oe_p_cs.sql`

- \* oe\_p\_d.sql
- \* oe\_p\_dk.sql
- \* oe\_p\_e.sql
- \* oe\_p\_el.sql
- \* oe\_p\_esa.sql
- \* oe\_p\_f.sql
- \* oe\_p\_frc.sql
- \* oe\_p\_hu.sql
- \* oe\_p\_i.sql
- \* oe\_p\_iw.sql
- \* oe\_p\_ja.sql
- \* oe\_p\_ko.sql
- \* oe\_p\_n.sql
- \* oe\_p\_nl.sql
- \* oe\_p\_pl.sql
- \* oe\_p\_pt.sql
- \* oe\_p\_ptb.sql
- \* oe\_p\_ro.sql
- \* oe\_p\_ru.sql
- \* oe\_p\_s.sql
- \* oe\_p\_sf.sql
- \* oe\_p\_sk.sql
- \* oe\_p\_th.sql
- \* oe\_p\_tr.sql
- \* oe\_p\_zhs.sql
- \* oe\_p\_zht.sql

- oe\_analz.sql to gather schema statistics

The files used for dropping the OE schema and OC subschema are:

- `oe_drop.sql`
- `oc_drop.sql`

## Installing The Product Media (PM) Schema

All files necessary to create this schema reside in `$ORACLE_HOME/demo/schema/product_media`.

You need to call only one script, `pm_main.sql`, to create all objects and load the data. Running `pm_main.sql` accomplishes the following tasks:

1. Prompts for passwords and tablespace names used within the scripts
2. Erases any previously installed PM schema
3. Creates the user PM and grants the necessary privileges
4. Connects as PM
5. Calls the following scripts:

- `pm_cre.sql`

The list of files used for populating the PM schema includes:

- `pm_p_lob.sql`
- `pm_p_lobctl`
- `pm_p_lob.dat`

---

---

**Note:** The SQL\*Loader data file `pm_p_lob.dat` contains hard-coded absolute path names that have been set during installation. Before attempting to load the data in a different environment, you should first edit the path names in this file.

---

---

- `pm_p_ord.sql`

The file used to drop the PM schema is `pm_drop.sql`.

## Installing the Queued Shipping (QS) Schemas

All files necessary to create this schema reside in `$ORACLE_HOME/demo/schema/shipping`.



You need to call only one script, `qs_main.sql`, to create all objects and load the data. Running `qs_main.sql` accomplishes the following tasks:

1. Prompts for passwords and tablespace names used within the scripts
2. Erases any previously installed QS schema
3. Creates the user QS and grants the necessary privileges
4. Connects as QS
5. Calls the following scripts:
  - `qs_adm.sql` creates the Administrator schema
  - `qs_cbadm.sql` creates the Customer Billing Administration schema
  - `qs_cre.sql` creates queues, queue tables for the Queued Shipping schema
  - `qs_cs.sql` creates the Customer Service schema
  - `qs_es.sql` creates the Eastern Shipping schema
  - `qs_os.sql` creates the Overseas Shipping schema
  - `qs_ws.sql` creates the Western Shipping schema
  - `qs_run.sql` creates the demo application procedures and objects

The file used for dropping all queues in an orderly fashion is `qs_drop.sql`.

## Installing the Sales History (SH) Schema

All files necessary to create this schema reside in `$ORACLE_HOME/demo/schema/sales_history`.

You need to call only one script, `sh_main.sql`, to create all objects and load the data. Running `sh_main.sql` accomplishes the following tasks:

1. Prompts for passwords and tablespace names used within the scripts
2. Erases any previously installed SH schema
3. Creates the user SH and grants the necessary privileges
4. Connects as SH
5. Calls the following scripts:
  - `sh_cre.sql` to create tables

- `sh_pop1.sql` to populate the dimension tables `COUNTRIES` and `CHANNELS`
  - `sh_pop2.sql` to populate the dimension table `TIMES`
  - `sh_pop3.sql` to populate the remaining tables. The dimension tables `PROMOTIONS`, `CUSTOMERS`, `PRODUCTS` and the fact table `SALES` are loaded by `SQL*Loader`. Then, two directory paths are created inside the database to point to the load and log file locations. This allows the loading of the table `COSTS` by defining the file `sh_sales.dat` as an external table.
  - `sh_idx.sql` to create indexes on tables
  - `sh_cons.sql` to add constraints to tables
  - `sh_hiera.sql` to create dimensions and hierarchies
  - `sh_cremv.sql` to create materialized views
  - `sh_comnt.sql` to add comments for columns and tables
  - `sh_analz.sql` to gather statistics
6. [Optional] A pair of scripts, `sh_olp_c.sql` and `sh_olp_d.sql` are provided as schema extension. To prepare the Sales History schema for use with the advanced analytic capabilities of OLAP Services, run the `sh_olp_c.sql` create script. If you want to return to the initial setup of the `SH` schema, use the script `sh_olp_d.sql` to erase the effects of `sh_olp_c.sql` and reinstate dimensions as they were before.

The file used to drop the `SH` schema is `sh_drop.sql`.

## Resetting the Sample Schemas

To reset the Sample Schemas to their initial state, from the `SQL*Plus` command-line interface, use the following syntax:

```
@?/demo/schema/mksample systempwd syspwd hrpwd oepwd pmpwd qspwd shpwd
```

In place of the parameters `systempwd`, `syspwd`, `hrpwd`, `oepwd`, `pmpwd`, `qspwd`, and `shpwd` provide the passwords for `SYSTEM` and `SYS`, and the `HR`, `OE`, `PM`, and `QS` schemas.

The `mksample` script produces several log files located in the directory `$ORACLE_HOME/demo/schema/log/`. These log files include:

- `mkverify.log` - Sample Schema creation log file

- `hr_main.log` - HR schema creation log file
- `oe_oc_main.log` - OE schema creation log file
- `pm_main.log` - PM schema creation log file
- `pm_p_lob.log` - SQL\*Loader log file from loading `PM.PRINT_MEDIA`
- `qs_main.log` - QS schema creation log file
- `sh_main.log` - SH schema creation log file
- `sh_cust.log` - SQL\*Loader log file from loading `SH.CUSTOMERS`
- `sh_prod.log` - SQL\*Loader log file from loading `SH.PRODUCTS`
- `sh_promo.log` - SQL\*Loader log file from loading `SH.PROMOTIONS`
- `sh_sales.log` - SQL\*Loader log file from loading `SH.SALES`
- `sh_sales_ext.log` - External table log file from loading `SH.COSTS`

**See Also:** [Chapter 4, "Oracle9i Sample Schema Scripts"](#) for a copy of the `mksample` script

In most situations, there is no difference between installing a particular Sample Schema for the first time or reinstalling it over a previously installed version. The `*_main.sql` scripts drop the schema users and all their objects.

In some cases, complex inter-object relationships in the OE or QS schemas prevent the `DROP USER ... CASCADE` operations from completing normally. In these rare cases, go through one of the following sequences.

For the OC catalog subschema of the OE schema:

1. Connect as the user OE.
2. Execute the script `oc_drop.sql`.
3. Connect as SYSTEM.
4. Make sure nobody is connected as OE:

```
SELECT username FROM v$session;
```

5. Drop the user:

```
DROP USER oe CASCADE;
```

For the QS schemas:

1. Connect as `SYSTEM`.
2. Make sure nobody is connected as a QS user:  

```
SELECT username FROM v$session WHERE username like 'QS%';
```
3. Drop the schemas by executing the script `qs_drop.sql`. You will be prompted for the passwords for the individual users.

---

## Rationale

The Oracle9i Sample Schemas are based on a fictitious company that sells goods through various channels. This chapter describes the fictitious company and contains these sections:

- Overall Description
- Human Resources (HR)
- Order Entry (OE)
- Product Media (PM)
- Queued Shipping (QS)
- Sales History (SH)

## Overall Description

The sample company portrayed by the Oracle9i Sample Schemas operates worldwide to fill orders for several different products. The company has several divisions:

- The Human Resources division tracks information on the company's employees and facilities.
- The Order Entry division tracks product inventories and sales of the company's products through various channels.
- The Product Media division maintains descriptions and detailed information on each product sold by the company.
- The Shipping division manages the shipping of products to customer.
- The Sales division tracks business statistics to facilitate business decisions.

Each of these divisions is represented by a schema.

## Human Resources (HR)

In the company's human resource records, each employee has a unique identification number, email address, job identification number, salary, and manager. Some employees earn a commission in addition to their salary, which is also tracked.

The company also tracks information about jobs within the organization. Each job has an identification number, job title, and a minimum and maximum salary range for the job. Some employees have been with the company for a long time and have held different jobs within the company. When an employee switches jobs, the company records the start date and end date of the former job, the job identification number, and the department.

The sample company is regionally diverse, so it tracks the locations of not only its warehouses but also of its departments. Each of the company's employees is assigned to a department. Each department is identified by a unique department code and a short name. Each department is associated with one location. Each location has a full address that includes the street address, postal code, city, state or province, and country code.

For each where it has facilities, the company records the country name, currency symbol, currency name and the region where the county resides geographically.

## Order Entry (OE)

The company sells several categories of products, including computer hardware and software, music, clothing, and tools. The company maintains product information that includes product identification numbers, the category into which the product falls, the weight group (for shipping purposes), the warranty period if applicable, the supplier, the status of the product, a list price, a minimum price at which a product will be sold, and a URL address for manufacturer information. Inventory information is also recorded for all products, including the warehouse where the product is available and the quantity on hand. Because products are sold worldwide, the company maintains the names of the products and their descriptions in several different languages.

The company maintains warehouses in several locations to facilitate filling customer orders. Each warehouse has a warehouse identification number, name, and location identification number.

Customer information is tracked in some detail. Each customer is assigned an identification number. Customer records include name, street address, city or province, country, phone numbers (up to five phone numbers for each customer), and postal code. Some customers order through the Internet, so email addresses are also recorded. Because of language differences among customers, the company records the native language and territory of each customer.

The company places a credit limit on its customers to limit the amount they can purchase at one time. Some of customers have account managers, which we monitor. We keep track of a customer's phone numbers. In this day, we never know how many phone numbers a customer might have, but we try to keep track of all of them. Because of the language differences of our customers, we identify the language and territory of each customer.

When a customer places an order, the company tracks the date of the order, the mode of the order, status, shipping mode, total amount of the order, and the sales representative who helped place the order. This may be the same individual as the account manager for a customer, it may be different, or, in the case of an order over the Internet, the sales representative is not recorded. In addition to the order information, we also track the number of items ordered, the unit price, and the products ordered.

For each country in which it does business, the company records the country name, currency symbol, currency name, and the region where the county resides geographically. This data is useful customers living in different geographic regions around the world.

### **Online Catalog (OC) Description**

The OC subschema of the OE schema addresses an online catalog merchandising scenario. The same customers and products are used as in the OE schema proper, but the OC subschema organizes the categories that the OE products belong to into a hierarchy of parent categories and subcategories. This hierarchy corresponds to the arrangement on an e-commerce portal site where the user navigates to specific products by drilling down through ever more specialized categories of products.

## **Product Media (PM)**

The company stores multimedia and print information about its products in the database. Examples of such information are:

- Promotional audio and video clips
- Product images and thumbnails for web publishing
- Press release texts
- Print media ads
- Other promotion texts and translations

## **Queued Shipping (QS)**

The sample company has decided to test the use of messaging to manage its proposed B2B applications. The plan calls for a small test that will allow a user from outside the firewall to place an order and track its status. The order needs to be booked into the main system. Then, depending on the location of the customer, the order is routed to the nearest region for shipping.

Eventually, the company intends to expand beyond its current in-house distribution system to a system that will allow other businesses to provide the shipping. Therefore, the messages sent between the businesses must also travel over HTTP and be in a self-contained format. XML is the perfect format for the message, and both the Advanced Queueing Servlet and Oracle Internet Directory provide the appropriate routing between the queues.

After the orders are either shipped or back ordered, a message needs to be sent back to appropriate employees to inform them of the order's status and to initiate the billing cycle. It is critical that the message be delivered only once and that there be a system for tracking and reviewing messages to facilitate resolution of any discrepancies with the order.



For the purpose of this test application, the company utilizes a single database server and a single application server. The application provides a mechanism for examining the XML messages as well as looking at the queues. To demonstrate connectivity from outside the firewall, both the generation of a new order and customer service reporting are performed using queues. The new order application directly enqueues a queue, while the customer service queries require XML messaging to dequeue a queue.

The users associated with this application are:

- QS (Queue Shipping)
- QS\_ES (Eastern Shipping)
- QS\_WS (Western Shipping)
- QS\_OS (Overseas Shipping)
- QS\_CB (Customer Billing)
- QS\_CS (Customer Service)
- QS\_ADM (Administration), and
- QS\_CBADM (Customer Billing Administration)

## Sales History (SH)

The sample company does a high volume of business, so it runs business statistics reports to aid in decision support. Many of these reports are time-based and non-volatile. That is, they analyze past data trends. The company loads data into its data warehouse regularly to gather statistics for these reports. Some examples of these reports include annual, quarterly, monthly, and weekly sales figures by product and annual, quarterly, monthly, and weekly sales figures by product.

The company also runs reports on distribution channels through which its sales are delivered. When the company runs special promotions on its products, it analyzes the impact of the promotions on sales. It also analyzes sales by geographical area.



# 3

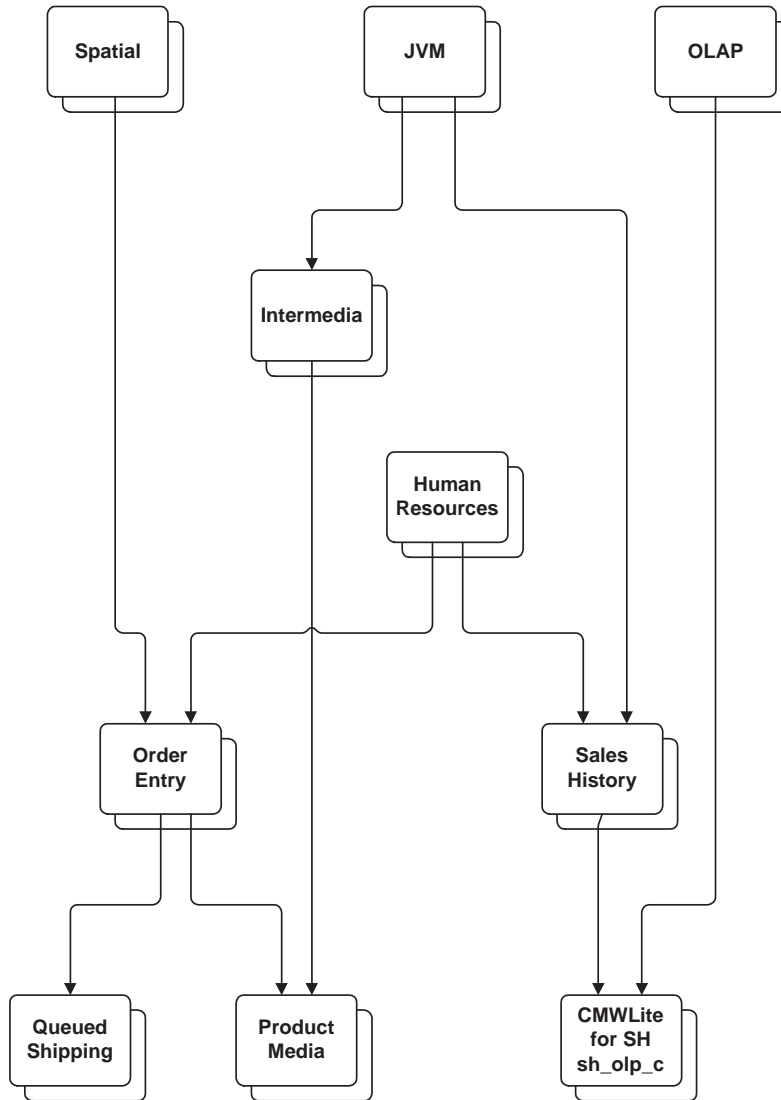
---

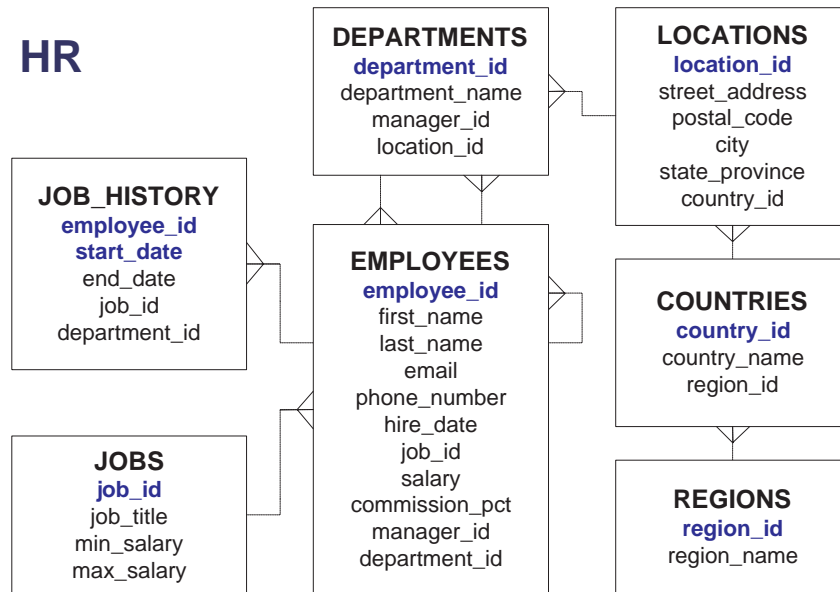
## Diagrams

This chapter contains diagrams of the Sample Schemas. The first diagram shows the build order and prerequisites of the Sample Schemas. The remaining diagrams illustrate the configuration of the the various components of each schema.

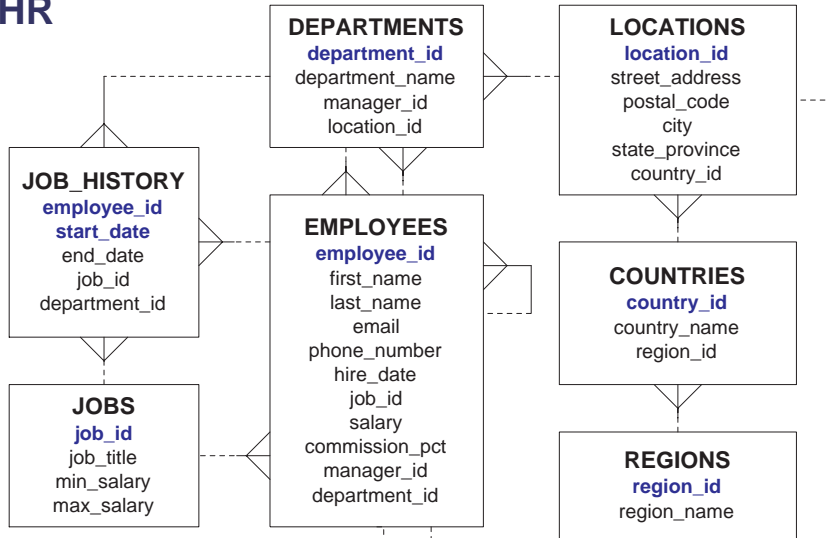
For more detailed information, and for a text description of each schema, please see the schema creation scripts in [Chapter 4, "Oracle9i Sample Schema Scripts"](#).

**Oracle9i Sample Schemas: Build Order And Prerequisites**

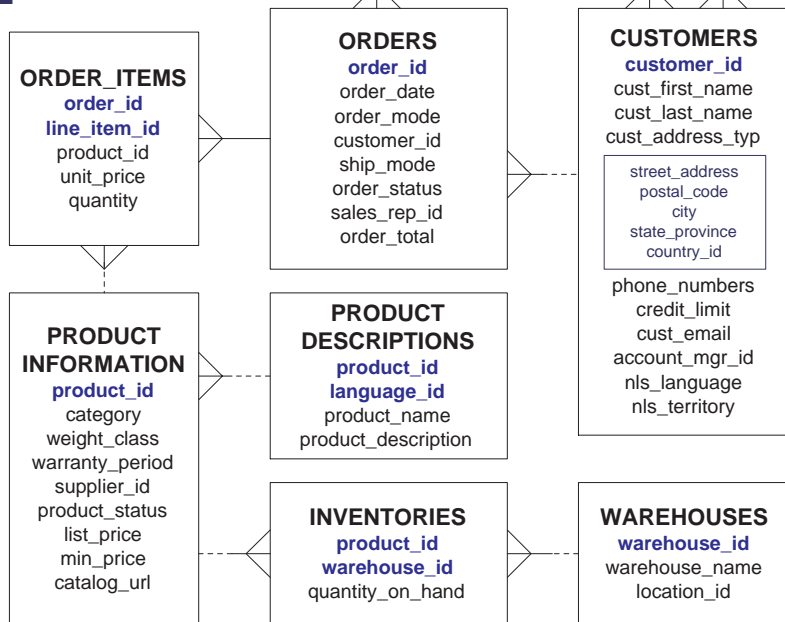


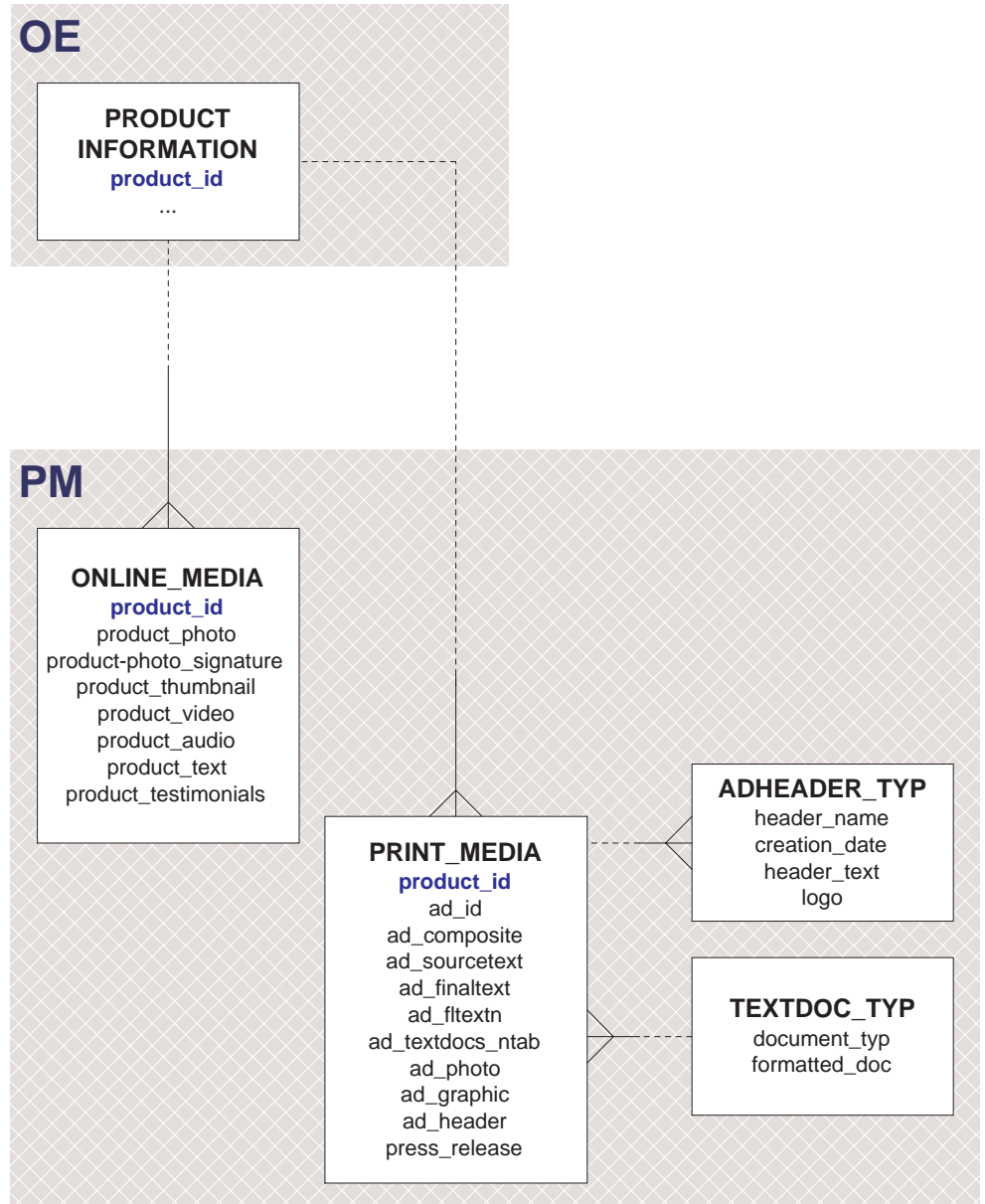


## HR

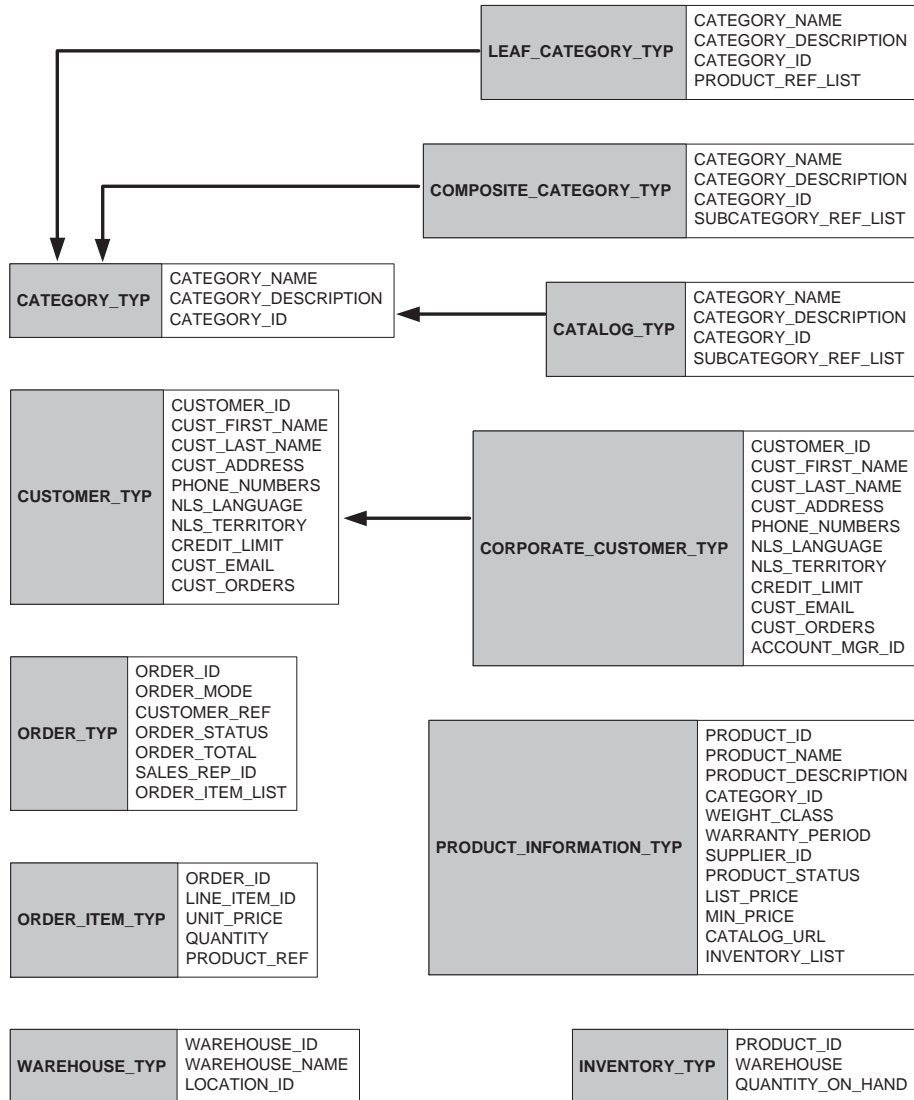


## OE

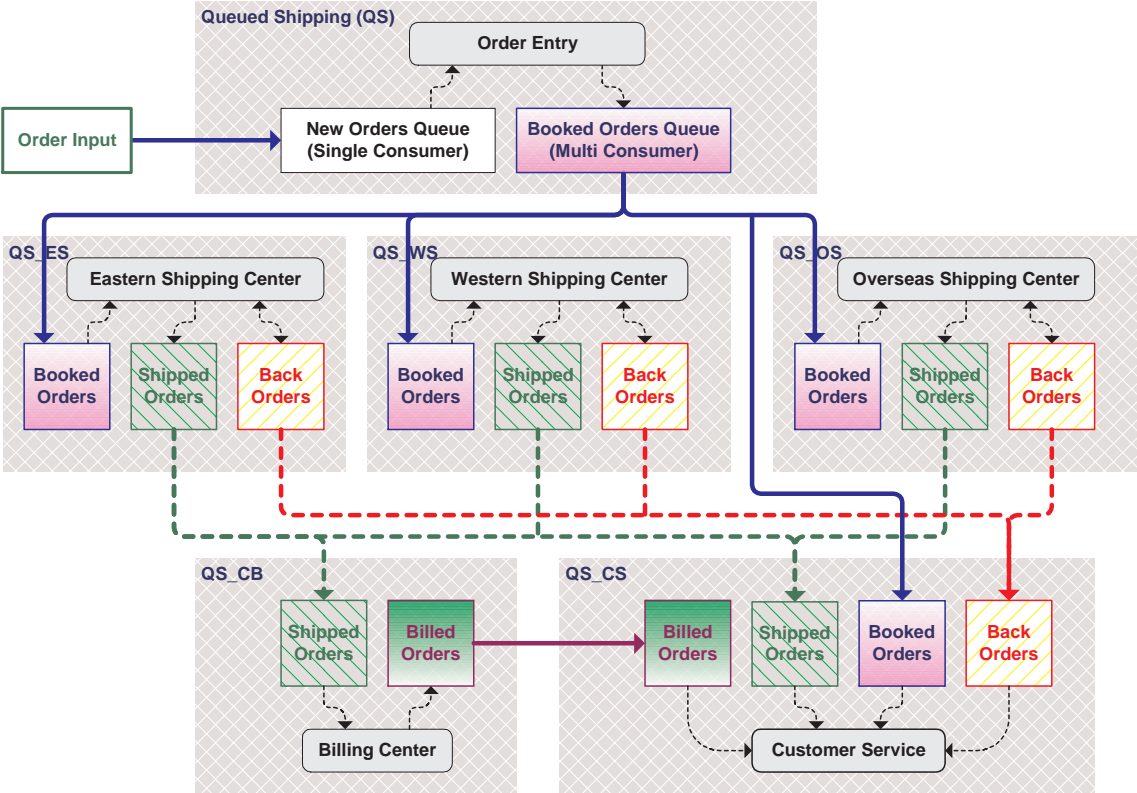


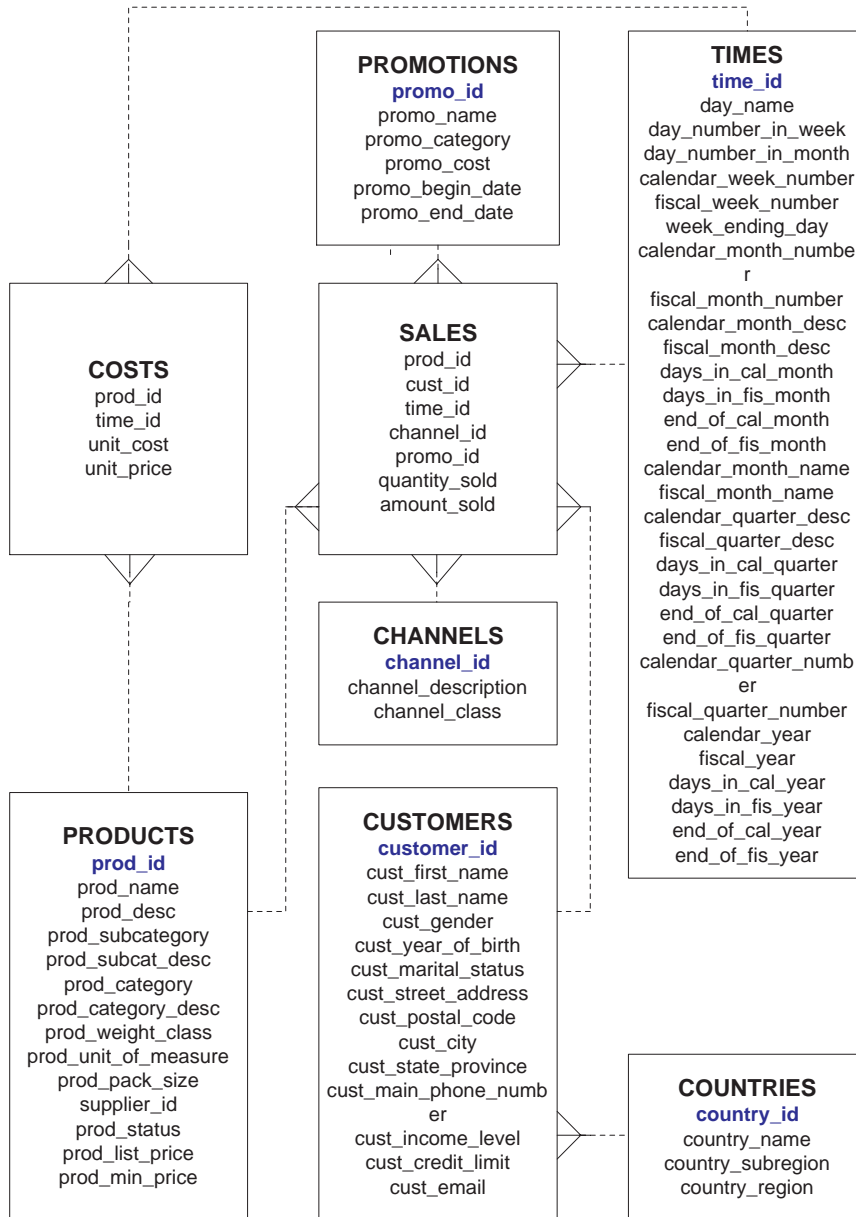


**Online Catalog (OC) Subschema: Object Type Diagram**









---

# Oracle9i Sample Schema Scripts

This chapter contains the scripts used to generate the Oracle9i Sample Schemas. Each section corresponds to a separate schema. This chapter contains these sections:

- [About the Scripts](#)
- [Master Script](#)
- [Human Resources \(HR\) Schema Scripts](#)
- [Order Entry \(OE\) Schema Scripts](#)
- [Product Media \(PM\) Schema Scripts](#)
- [Queued Shipping \(QS\) Schema Scripts](#)
- [Sales History \(SH\) Schema Scripts](#)

## About the Scripts

There are two sets of scripts for each schema:

- One script that resets and creates all objects and data for a particular schema. This script is named `xx_main.sql`, where `xx` is the schema abbreviation. This main script calls all other scripts necessary to build and load the schema.
- One script that erases all objects from a particular schema, called `xx_drop.sql`, where `xx` is the schema abbreviation.

The Oracle9i Sample Schemas script directories are located in `$ORACLE_HOME/demo/schema`.

---

---

**Note:** This chapter does not include the scripts that populate the schemas, because they are very lengthy.

---

---

## Master Script

The master script sets up the overall Sample Schema environment and creates all five schemas.

---

---

**Note:** In the master script (`mksample.sql`) that follows, you will notice variables including `%s_pmPath%`, `%s_logPath%`, and `%s_shPath%`. These variables are instantiated upon installation.

---

---

## mksample.sql

```
Rem
Rem $Header: mksample.sql 05-dec-2001.16:41:15 ahunold Exp $
Rem
Rem mksample.sql
Rem
Rem Copyright (c) 2001, Oracle Corporation. All rights reserved.
Rem
Rem      NAME
Rem      mksample.sql - creates all 5 Sample Schemas
Rem
Rem      DESCRIPTION
Rem      This script rees and creates all Schemas belonging
Rem      to the Oracle9i Sample Schemas.
```

```
Rem      If you are unsure about the prerequisites for the Sample Schemas,  
Rem      please use the Database Configuration Assistant DBCA to  
Rem      configure the Sample Schemas.
```

```
Rem
```

```
Rem      NOTES
```

```
Rem      - This script is edited during installation to match  
Rem      the directory structur on you system  
Rem      - CAUTION: This script will erase the following schemas:  
Rem      - HR  
Rem      - OE  
Rem      - PM  
Rem      - SH  
Rem      - QS, QS_ADM, QS_CB, QS_CBADM, QS_CS, QS_ES, QS_OS, QS_WS  
Rem      - CAUTION: Never use the above mentioned Sample Schemas for  
Rem      anything other than demos and examples  
Rem      - USAGE: To return the Sample Schemas to their initial  
Rem      state, you can call this script and pass the passwords  
Rem      for SYS, SYSTEM and the schemas as parameters.  
Rem      Example: @?/demo/schema/mksample mgr secure h1 o2 p3 q4 s5  
Rem      (please choose your own passwords for security purposes)  
Rem      - LOG FILES: The SQL*Plus and SQL*Loader log files are written  
Rem      to the equivalent of $ORACLE_HOME/demo/schema/log  
Rem      If you edit the log file location further down in this  
Rem      script, use absolute pathnames
```

```
Rem
```

```
Rem      MODIFIED   (MM/DD/YY)  
Rem      ahunold    12/05/01 - added parameters  
Rem      ahunold    05/03/01 - dupl lines  
Rem      ahunold    04/23/01 - Verification, parameters for pm_main.  
Rem      ahunold    04/13/01 - additional parameter (HR,OE,QS)  
Rem      ahunold    04/04/01 - Installer variables  
Rem      ahunold    04/03/01 - Merged ahunold_mkdir_log  
Rem      ahunold    03/28/01 - Created
```

```
Rem
```

```
SET FEEDBACK 1  
SET NUMWIDTH 10  
SET LINESIZE 80  
SET TRIMSPOOL ON  
SET TAB OFF  
SET PAGESIZE 999  
SET ECHO OFF  
SET CONCAT '.'
```

```
PROMPT
```

```
PROMPT specify password for SYSTEM as parameter 1:
DEFINE password_system      = &1
PROMPT
PROMPT specify password for SYS as parameter 2:
DEFINE password_sys         = &2
PROMPT
PROMPT specify password for HR as parameter 3:
DEFINE password_hr          = &3
PROMPT
PROMPT specify password for OE as parameter 4:
DEFINE password_oe          = &4
PROMPT
PROMPT specify password for PM as parameter 5:
DEFINE password_pm          = &5
PROMPT
PROMPT specify password for all QS schemas as parameter 6:
DEFINE password_qs          = &6
PROMPT
PROMPT specify password for SH as parameter 7:
DEFINE password_sh          = &7
PROMPT
PROMPT Sample Schema creating will take about 40 minutes to complete...
PROMPT

CONNECT system/&&password_system

@?/demo/schema/human_resources/hr_main.sql &&password_hr example temp
&&password_sys ?/demo/schema/log/

CONNECT system/&&password_system

@?/demo/schema/order_entry/oe_main.sql &&password_oe example temp &&password_hr
&&password_sys ?/demo/schema/log/

CONNECT system/&&password_system

@?/demo/schema/product_media/pm_main.sql &&password_pm example temp &&password_
oe &&password_sys %s_pmPath% %s_logPath% %s_pmPath%

CONNECT system/&&password_system

@?/demo/schema/shipping/qs_main.sql &&password_qs example temp &&password_system
&&password_oe &&password_sys ?/demo/schema/log/

CONNECT system/&&password_system
```

```

@?/demo/schema/sales_history/sh_main &&password_sh example temp &&password_sys
%s_shPath% %s_logPath%

CONNECT system/&&password_system

SPOOL OFF

SPOOL ?/demo/schema/log/mkverify.log

SELECT owner, object_type, object_name, subobject_name, status
FROM dba_objects
WHERE ( owner in ('HR','OE','SH','PM') OR owner like 'QS%' )
AND object_name NOT LIKE 'SYS%'
ORDER BY 1,2,3,4;

SELECT owner, object_type, status, count(*)
FROM dba_objects
WHERE ( owner in ('HR','OE','SH','PM') OR owner like 'QS%' )
AND object_name LIKE 'SYS%'
GROUP BY owner, object_type, status;

SELECT          owner, table_name, num_rows
FROM            dba_tables
WHERE (         owner in ('HR','OE','SH','PM')
OR             owner like 'QS%' )
ORDER BY       1,2,3;

SPOOL OFF

```

## Human Resources (HR) Schema Scripts

This section shows the HR schema scripts in alphabetical order.

### hr\_analz.sql

```

Rem
Rem $Header: hr_analz.sql 12-mar-2001.15:08:47 ahunold Exp $
Rem
Rem hr_analz.sql
Rem
Rem Copyright (c) Oracle Corporation 2001. All Rights Reserved.
Rem

```

```
Rem    NAME
Rem    hr_analz.sql - Gathering statistics for HR schema
Rem
Rem    DESCRIPTION
Rem    Staistics are used by the cost based optimizer to
Rem    choose the best physical access strategy
Rem
Rem    NOTES
Rem    Results can be viewed in columns of DBA_TABLES,
Rem    DBA_TAB_COLUMNS and such
Rem
Rem    MODIFIED    (MM/DD/YY)
Rem    ahunold    03/12/01 - cleanup b3
Rem    ahunold    03/07/01 - Merged ahunold_hr_analz
Rem    ahunold    03/07/01 - Created
Rem
```

```
SET FEEDBACK 1
SET NUMWIDTH 10
SET LINESIZE 80
SET TRIMSPOOL ON
SET TAB OFF
SET PAGESIZE 100
SET ECHO OFF
```

```
EXECUTE dbms_stats.gather_table_stats ('HR','COUNTRIES');
EXECUTE dbms_stats.gather_table_stats ('HR','DEPARTMENTS');
EXECUTE dbms_stats.gather_table_stats ('HR','EMPLOYEES');
EXECUTE dbms_stats.gather_table_stats ('HR','JOBS');
EXECUTE dbms_stats.gather_table_stats ('HR','JOB_HISTORY');
EXECUTE dbms_stats.gather_table_stats ('HR','LOCATIONS');
EXECUTE dbms_stats.gather_table_stats ('HR','REGIONS');
```

### hr\_code.sql

```
Rem
Rem $Header: hr_code.sql 11-may-2001.09:49:06 ahunold Exp $
Rem
Rem hr_code.sql
Rem
Rem Copyright (c) Oracle Corporation 2001. All Rights Reserved.
Rem
```



```
Rem      NAME
Rem      hr_code.sql - Create procedural objects for HR schema
Rem
Rem      DESCRIPTION
Rem      Create a statement level trigger on EMPLOYEES
Rem      to allow DML during business hours.
Rem      Create a row level trigger on the EMPLOYEES table,
Rem      after UPDATES on the department_id or job_id columns.
Rem      Create a stored procedure to insert a row into the
Rem      JOB_HISTORY table. Have the above row level trigger
Rem      row level trigger call this stored procedure.
Rem
Rem      NOTES
Rem
Rem      CREATED by Nancy Greenberg - 06/01/00
Rem
Rem      MODIFIED   (MM/DD/YY)
Rem      ahunold    05/11/01 - disable
Rem      ahunold    03/03/01 - HR simplification, REGIONS table
Rem      ahunold    02/20/01 - Created
Rem

SET FEEDBACK 1
SET NUMWIDTH 10
SET LINESIZE 80
SET TRIMSPOOL ON
SET TAB OFF
SET PAGESIZE 100
SET ECHO OFF

REM *****

REM procedure and statement trigger to allow dmls during business hours:
CREATE OR REPLACE PROCEDURE secure_dml
IS
BEGIN
    IF TO_CHAR (SYSDATE, 'HH24:MI') NOT BETWEEN '08:00' AND '18:00'
        OR TO_CHAR (SYSDATE, 'DY') IN ('SAT', 'SUN') THEN
RAISE_APPLICATION_ERROR (-20205,
'You may only make changes during normal office hours');
    END IF;
END secure_dml;
/

CREATE OR REPLACE TRIGGER secure_employees
```

```
        BEFORE INSERT OR UPDATE OR DELETE ON employees
BEGIN
    secure_dml;
END secure_employees;
/

ALTER TRIGGER secure_employees DISABLE;

REM *****
REM procedure to add a row to the JOB_HISTORY table and row trigger
REM to call the procedure when data is updated in the job_id or
REM department_id columns in the EMPLOYEES table:

CREATE OR REPLACE PROCEDURE add_job_history
(   p_emp_id          job_history.employee_id%type
    , p_start_date     job_history.start_date%type
    , p_end_date       job_history.end_date%type
    , p_job_id         job_history.job_id%type
    , p_department_id job_history.department_id%type
)
IS
BEGIN
    INSERT INTO job_history (employee_id, start_date, end_date,
                            job_id, department_id)
        VALUES(p_emp_id, p_start_date, p_end_date, p_job_id, p_department_id);
END add_job_history;
/

CREATE OR REPLACE TRIGGER update_job_history
    AFTER UPDATE OF job_id, department_id ON employees
    FOR EACH ROW
BEGIN
    add_job_history(:old.employee_id, :old.hire_date, sysdate,
                  :old.job_id, :old.department_id);
END;
/

COMMIT;
```

### hr\_comnt.sql

```
Rem
Rem $Header: hr_comnt.sql 03-mar-2001.10:05:12 ahunold Exp $
```

```
Rem
Rem hr_comnt.sql
Rem
Rem Copyright (c) Oracle Corporation 2001. All Rights Reserved.
Rem
Rem NAME
Rem hr_comnt.sql - Create comments for HR schema
Rem
Rem DESCRIPTION
Rem
Rem
Rem
Rem CREATED by Nancy Greenberg, Nagavalli Pataballa - 06/01/00
Rem MODIFIED (MM/DD/YY)
Rem ahunold 02/20/01 - New header
Rem vptabal 03/02/01 - Added comments for Regions table
Rem - Removed references to currency symbol
Rem and currency name columns of countries
Rem - Removed comments to DN column of
Rem employees and departments.
Rem - Removed references to sequences

SET FEEDBACK 1
SET NUMWIDTH 10
SET LINESIZE 80
SET TRIMSPOOL ON
SET TAB OFF
SET PAGESIZE 100
SET ECHO OFF

COMMENT ON TABLE regions
IS 'Regions table that contains region numbers and names. Contains 4 rows;
references with the Countries table.'

COMMENT ON COLUMN regions.region_id
IS 'Primary key of regions table.'

COMMENT ON COLUMN regions.region_name
IS 'Names of regions. Locations are in the countries of these regions.'

COMMENT ON TABLE locations
IS 'Locations table that contains specific address of a specific office,
warehouse, and/or production site of a company. Does not store addresses /
locations of customers. Contains 23 rows; references with the
departments and countries tables. ';
```

```
COMMENT ON COLUMN locations.location_id
IS 'Primary key of locations table';

COMMENT ON COLUMN locations.street_address
IS 'Street address of an office, warehouse, or production site of a company.
Contains building number and street name';

COMMENT ON COLUMN locations.postal_code
IS 'Postal code of the location of an office, warehouse, or production site
of a company. ';

COMMENT ON COLUMN locations.city
IS 'A not null column that shows city where an office, warehouse, or
production site of a company is located. ';

COMMENT ON COLUMN locations.state_province
IS 'State or Province where an office, warehouse, or production site of a
company is located.';

COMMENT ON COLUMN locations.country_id
IS 'Country where an office, warehouse, or production site of a company is
located. Foreign key to country_id column of the countries table.';

REM *****

COMMENT ON TABLE departments
IS 'Departments table that shows details of departments where employees
work. Contains 27 rows; references with locations, employees, and job_history
tables.';

COMMENT ON COLUMN departments.department_id
IS 'Primary key column of departments table.';

COMMENT ON COLUMN departments.department_name
IS 'A not null column that shows name of a department. Administration,
Marketing, Purchasing, Human Resources, Shipping, IT, Executive, Public
Relations, Sales, Finance, and Accounting. ';

COMMENT ON COLUMN departments.manager_id
IS 'Manager_id of a department. Foreign key to employee_id column of employees
table. The manager_id column of the employee table references this column.';

COMMENT ON COLUMN departments.location_id
IS 'Location id where a department is located. Foreign key to location_id column
```

of locations table.';

REM \*\*\*\*\*

COMMENT ON TABLE job\_history

IS 'Table that stores job history of the employees. If an employee changes departments within the job or changes jobs within the department, new rows get inserted into this table with old job information of the employee. Contains a complex primary key: employee\_id+start\_date. Contains 25 rows. References with jobs, employees, and departments tables.';

COMMENT ON COLUMN job\_history.employee\_id

IS 'A not null column in the complex primary key employee\_id+start\_date. Foreign key to employee\_id column of the employee table';

COMMENT ON COLUMN job\_history.start\_date

IS 'A not null column in the complex primary key employee\_id+start\_date. Must be less than the end\_date of the job\_history table. (enforced by constraint jhist\_date\_interval)';

COMMENT ON COLUMN job\_history.end\_date

IS 'Last day of the employee in this job role. A not null column. Must be greater than the start\_date of the job\_history table. (enforced by constraint jhist\_date\_interval)';

COMMENT ON COLUMN job\_history.job\_id

IS 'Job role in which the employee worked in the past; foreign key to job\_id column in the jobs table. A not null column.';

COMMENT ON COLUMN job\_history.department\_id

IS 'Department id in which the employee worked in the past; foreign key to department\_id column in the departments table';

REM \*\*\*\*\*

COMMENT ON TABLE countries

IS 'country table. Contains 25 rows. References with locations table.';

COMMENT ON COLUMN countries.country\_id

IS 'Primary key of countries table.';

COMMENT ON COLUMN countries.country\_name

IS 'Country name';

```
COMMENT ON COLUMN countries.region_id
IS 'Region ID for the country. Foreign key to region_id column in the
departments table.';

REM *****

COMMENT ON TABLE jobs
IS 'jobs table with job titles and salary ranges. Contains 19 rows.
References with employees and job_history table.';

COMMENT ON COLUMN jobs.job_id
IS 'Primary key of jobs table.';

COMMENT ON COLUMN jobs.job_title
IS 'A not null column that shows job title, e.g. AD_VP, FI_ACCOUNTANT';

COMMENT ON COLUMN jobs.min_salary
IS 'Minimum salary for a job title.';

COMMENT ON COLUMN jobs.max_salary
IS 'Maximum salary for a job title';

REM *****

COMMENT ON TABLE employees
IS 'employees table. Contains 107 rows. References with departments,
jobs, job_history tables. Contains a self reference.';

COMMENT ON COLUMN employees.employee_id
IS 'Primary key of employees table.';

COMMENT ON COLUMN employees.first_name
IS 'First name of the employee. A not null column.';

COMMENT ON COLUMN employees.last_name
IS 'Last name of the employee. A not null column.';

COMMENT ON COLUMN employees.email
IS 'Email id of the employee';

COMMENT ON COLUMN employees.phone_number
IS 'Phone number of the employee; includes country code and area code';

COMMENT ON COLUMN employees.hire_date
```

```

IS 'Date when the employee started on this job. A not null column.';

COMMENT ON COLUMN employees.job_id
IS 'Current job of the employee; foreign key to job_id column of the
jobs table. A not null column.';

COMMENT ON COLUMN employees.salary
IS 'Monthly salary of the employee. Must be greater
than zero (enforced by constraint emp_salary_min)';

COMMENT ON COLUMN employees.commission_pct
IS 'Commission percentage of the employee; Only employees in sales
department eligible for commission percentage';

COMMENT ON COLUMN employees.manager_id
IS 'Manager id of the employee; has same domain as manager_id in
departments table. Foreign key to employee_id column of employees table.
(useful for reflexive joins and CONNECT BY query)';

COMMENT ON COLUMN employees.department_id
IS 'Department id where employee works; foreign key to department_id
column of the departments table';

COMMIT;

```

## hr\_cre.sql

```

Rem
Rem $Header: hr_cre.sql 03-mar-2001.10:05:13 ahunold Exp $
Rem
Rem hr_cre.sql
Rem
Rem Copyright (c) Oracle Corporation 2001. All Rights Reserved.
Rem
Rem NAME
Rem hr_cre.sql - Create data objects for HR schema
Rem
Rem DESCRIPTION
Rem This script creates six tables, associated constraints
Rem and indexes in the human resources (HR) schema.
Rem
Rem NOTES
Rem
Rem CREATED by Nancy Greenberg, Nagavalli Pataballa - 06/01/00

```

```

Rem
Rem   MODIFIED   (MM/DD/YY)
Rem   ahunold    09/14/00 - Added emp_details_view
Rem   ahunold    02/20/01 - New header
Rem   vpatabal  03/02/01 - Added regions table, modified regions
Rem                   column in countries table to NUMBER.
Rem                   Added foreign key from countries table
Rem                   to regions table on region_id.
Rem                   Removed currency name, currency symbol
Rem                   columns from the countries table.
Rem                   Removed dn columns from employees and
Rem                   departments tables.
Rem                   Added sequences.
Rem                   Removed not null constraint from
Rem                   salary column of the employees table.

SET FEEDBACK 1
SET NUMWIDTH 10
SET LINESIZE 80
SET TRIMSPOOL ON
SET TAB OFF
SET PAGESIZE 100
SET ECHO OFF

REM *****
REM Create the REGIONS table to hold region information for locations
REM HR.LOCATIONS table has a foreign key to this table.

Prompt ***** Creating REGIONS table ....

CREATE TABLE regions
  ( region_id      NUMBER
    CONSTRAINT region_id_nn NOT NULL
    , region_name   VARCHAR2(25)
  );

CREATE UNIQUE INDEX reg_id_pk
ON regions (region_id);

ALTER TABLE regions
ADD ( CONSTRAINT reg_id_pk
      PRIMARY KEY (region_id)
    ) ;

REM *****

```



```
REM Create the COUNTRIES table to hold country information for customers  
REM and company locations.
```

```
REM OE.CUSTOMERS table and HR.LOCATIONS have a foreign key to this table.
```

```
Prompt ***** Creating COUNTRIES table ....
```

```
CREATE TABLE countries  
  ( country_id      CHAR(2)  
    CONSTRAINT country_id_nn NOT NULL  
  , country_name    VARCHAR2(40)  
  , region_id       NUMBER  
  , CONSTRAINT country_c_id_pk  
    PRIMARY KEY (country_id)  
  )  
  ORGANIZATION INDEX;
```

```
ALTER TABLE countries  
ADD ( CONSTRAINT countr_reg_fk  
      FOREIGN KEY (region_id)  
      REFERENCES regions(region_id)  
    ) ;
```

```
REM *****
```

```
REM Create the LOCATIONS table to hold address information for company  
departments.
```

```
REM HR.DEPARTMENTS has a foreign key to this table.
```

```
Prompt ***** Creating LOCATIONS table ....
```

```
CREATE TABLE locations  
  ( location_id     NUMBER(4)  
    , street_address VARCHAR2(40)  
    , postal_code    VARCHAR2(12)  
    , city           VARCHAR2(30)  
  CONSTRAINT loc_city_nn NOT NULL  
    , state_province VARCHAR2(25)  
    , country_id     CHAR(2)  
  ) ;
```

```
CREATE UNIQUE INDEX loc_id_pk  
ON locations (location_id) ;
```

```
ALTER TABLE locations  
ADD ( CONSTRAINT loc_id_pk  
      PRIMARY KEY (location_id)
```

```
        , CONSTRAINT loc_c_id_fk
          FOREIGN KEY (country_id)
            REFERENCES countries(country_id)
        ) ;

Rem Useful for any subsequent addition of rows to locations table
Rem Starts with 3300

CREATE SEQUENCE locations_seq
  START WITH      3300
  INCREMENT BY   100
  MAXVALUE       9900
  NOCACHE
  NOCYCLE;

REM *****
REM Create the DEPARTMENTS table to hold company department information.
REM HR.EMPLOYEES and HR.JOB_HISTORY have a foreign key to this table.

Prompt ***** Creating DEPARTMENTS table ....

CREATE TABLE departments
  ( department_id  NUMBER(4)
    , department_name VARCHAR2(30)
  CONSTRAINT dept_name_nn NOT NULL
    , manager_id   NUMBER(6)
    , location_id  NUMBER(4)
  ) ;

CREATE UNIQUE INDEX dept_id_pk
ON departments (department_id) ;

ALTER TABLE departments
ADD ( CONSTRAINT dept_id_pk
      PRIMARY KEY (department_id)
    , CONSTRAINT dept_loc_fk
      FOREIGN KEY (location_id)
        REFERENCES locations (location_id)
    ) ;

Rem Useful for any subsequent addition of rows to departments table
Rem Starts with 280

CREATE SEQUENCE departments_seq
  START WITH      280
```

```
INCREMENT BY 10
MAXVALUE 9990
NOCACHE
NOCYCLE;
```

```
REM *****
REM Create the JOBS table to hold the different names of job roles within the
company.
REM HR.EMPLOYEES has a foreign key to this table.
```

```
Prompt ***** Creating JOBS table ....
```

```
CREATE TABLE jobs
( job_id          VARCHAR2(10)
, job_title       VARCHAR2(35)
CONSTRAINT job_title_nn NOT NULL
, min_salary      NUMBER(6)
, max_salary      NUMBER(6)
) ;
```

```
CREATE UNIQUE INDEX job_id_pk
ON jobs (job_id) ;
```

```
ALTER TABLE jobs
ADD ( CONSTRAINT job_id_pk
PRIMARY KEY(job_id)
) ;
```

```
REM *****
REM Create the EMPLOYEES table to hold the employee personnel
REM information for the company.
REM HR.EMPLOYEES has a self referencing foreign key to this table.
```

```
Prompt ***** Creating EMPLOYEES table ....
```

```
CREATE TABLE employees
( employee_id     NUMBER(6)
, first_name      VARCHAR2(20)
, last_name       VARCHAR2(25)
CONSTRAINT emp_last_name_nn NOT NULL
, email          VARCHAR2(25)
CONSTRAINT emp_email_nn NOT NULL
, phone_number    VARCHAR2(20)
, hire_date       DATE
CONSTRAINT emp_hire_date_nn NOT NULL
```

```
    , job_id          VARCHAR2(10)
CONSTRAINT emp_job_nn NOT NULL
    , salary          NUMBER(8,2)
    , commission_pct NUMBER(2,2)
    , manager_id     NUMBER(6)
    , department_id  NUMBER(4)
    , CONSTRAINT emp_salary_min
                    CHECK (salary > 0)
    , CONSTRAINT emp_email_uk
                    UNIQUE (email)
) ;
```

```
CREATE UNIQUE INDEX emp_emp_id_pk
ON employees (employee_id) ;
```

```
ALTER TABLE employees
ADD ( CONSTRAINT emp_emp_id_pk
      PRIMARY KEY (employee_id)
    , CONSTRAINT emp_dept_fk
      FOREIGN KEY (department_id)
      REFERENCES departments
    , CONSTRAINT emp_job_fk
      FOREIGN KEY (job_id)
      REFERENCES jobs (job_id)
    , CONSTRAINT emp_manager_fk
      FOREIGN KEY (manager_id)
      REFERENCES employees
) ;
```

```
ALTER TABLE departments
ADD ( CONSTRAINT dept_mgr_fk
      FOREIGN KEY (manager_id)
      REFERENCES employees (employee_id)
) ;
```

Rem Useful for any subsequent addition of rows to employees table  
Rem Starts with 207

```
CREATE SEQUENCE employees_seq
START WITH 207
INCREMENT BY 1
NOCACHE
```

```
NOCYCLE;

REM *****
REM Create the JOB_HISTORY table to hold the history of jobs that
REM employees have held in the past.
REM HR.JOBS, HR_DEPARTMENTS, and HR.EMPLOYEES have a foreign key to this table.

Prompt ***** Creating JOB_HLSTORY table ....

CREATE TABLE job_history
  ( employee_id  NUMBER(6)
    CONSTRAINT jhist_employee_nn  NOT NULL
      , start_date  DATE
    CONSTRAINT jhist_start_date_nn  NOT NULL
      , end_date  DATE
    CONSTRAINT jhist_end_date_nn  NOT NULL
      , job_id  VARCHAR2(10)
    CONSTRAINT jhist_job_nn  NOT NULL
      , department_id  NUMBER(4)
      , CONSTRAINT jhist_date_interval
        CHECK (end_date > start_date)
  ) ;

CREATE UNIQUE INDEX jhist_emp_id_st_date_pk
ON job_history (employee_id, start_date) ;

ALTER TABLE job_history
ADD ( CONSTRAINT jhist_emp_id_st_date_pk
      PRIMARY KEY (employee_id, start_date)
      , CONSTRAINT jhist_job_fk
        FOREIGN KEY (job_id)
        REFERENCES jobs
      , CONSTRAINT jhist_emp_fk
        FOREIGN KEY (employee_id)
        REFERENCES employees
      , CONSTRAINT jhist_dept_fk
        FOREIGN KEY (department_id)
        REFERENCES departments
  ) ;

REM *****
REM Create the EMP_DETAILS_VIEW that joins the employees, jobs,
REM departments, jobs, countries, and locations table to provide details
REM about employees.
```

Prompt \*\*\*\*\* Creating EMP\_DETAILS\_VIEW view ...

```
CREATE OR REPLACE VIEW emp_details_view
(employee_id,
 job_id,
 manager_id,
 department_id,
 location_id,
 country_id,
 first_name,
 last_name,
 salary,
 commission_pct,
 department_name,
 job_title,
 city,
 state_province,
 country_name,
 region_name)
AS SELECT
 e.employee_id,
 e.job_id,
 e.manager_id,
 e.department_id,
 d.location_id,
 l.country_id,
 e.first_name,
 e.last_name,
 e.salary,
 e.commission_pct,
 d.department_name,
 j.job_title,
 l.city,
 l.state_province,
 c.country_name,
 r.region_name
FROM
 employees e,
 departments d,
 jobs j,
 locations l,
 countries c,
 regions r
WHERE e.department_id = d.department_id
AND d.location_id = l.location_id
```

```
AND l.country_id = c.country_id
AND c.region_id = r.region_id
AND j.job_id = e.job_id
WITH READ ONLY;

COMMIT;
```

## hr\_dn\_c.sql

```
Rem
Rem $Header: hr_dn_c.sql 03-mar-2001.10:05:13 ahunold Exp $
Rem
Rem hr_dn_c.sql
Rem
Rem Copyright (c) Oracle Corporation 2001. All Rights Reserved.
Rem
Rem NAME
Rem hr_dn_c.sql - Add DN column to HR.EMPLOYEES and DEPARTMENTS
Rem
Rem DESCRIPTION
Rem the DN (distinguished Name) column is used by OID.
Rem This script adds the column to the HR schema. It is not
Rem part of the default set of Sample Schemas, but shipped
Rem as an extension script for demo purposes.
Rem
Rem NOTES
Rem
Rem
Rem MODIFIED (MM/DD/YY)
Rem ahunold 02/20/01 - Created
Rem vpatabal 03/02/01 - Modified dn for employee 178
Rem ahunold 03/03/01 - employee 104, triggers

SET FEEDBACK 1
SET NUMWIDTH 10
SET LINESIZE 80
SET TRIMSPOOL ON
SET TAB OFF
SET PAGESIZE 100
SET ECHO ON

DROP TRIGGER secure_employees;
DROP TRIGGER update_job_history;
```

```
ALTER TABLE departments
  ADD dn VARCHAR2(300);

COMMENT ON COLUMN departments.dn IS
'Distinguished name for each department.
e.g: "ou=Purchasing, o=IMC, c=US"';

ALTER TABLE employees
  ADD dn VARCHAR2(300);

COMMENT ON COLUMN employees.dn IS
'Distinguished name of the employee.
e.g. "cn=Lisa Ozer, ou=Sales, o=IMC, c=us"';

UPDATE departments SET
  dn='ou=Administration, o=IMC, c=US'
  WHERE department_id=10;

UPDATE departments SET
  dn='ou=Mktg, o=IMC, c=US'
  WHERE department_id=20;

UPDATE departments SET
  dn='ou=Purchasing, o=IMC, c=US'
  WHERE department_id=30;

UPDATE departments SET
  dn='ou=HR, o=IMC, c=US'
  WHERE department_id=40;

UPDATE departments SET
  dn='ou=Shipping, o=IMC, c=US'
  WHERE department_id=50;

UPDATE departments SET
  dn='ou=IT, o=IMC, c=US'
  WHERE department_id=60;

UPDATE departments SET
  dn='ou=PR, o=IMC, c=US'
  WHERE department_id=70;

UPDATE departments SET
  dn='ou=Sales, o=IMC, c=US'
  WHERE department_id=80;
```



```
UPDATE departments SET
  dn='ou=Executive, o=IMC, c=US'
  WHERE department_id=90;

UPDATE departments SET
  dn='ou=Finance, ou=Fin-Accounting, o=IMC, c=US'
  WHERE department_id=100;

UPDATE departments SET
  dn='ou=Accounting, ou=Fin-Accounting, o=IMC, c=US'
  WHERE department_id=110;

UPDATE departments SET
  dn='ou=Treasury, ou=Fin-Accounting, ou=Europe, o=IMC, c=US'
  WHERE department_id=120;

UPDATE departments SET
  dn='ou=Corporate Tax, ou=Fin-Accounting, o=IMC, c=US'
  WHERE department_id=130;

UPDATE departments SET
  dn='ou=Control and Credit, ou=Fin-Accounting, o=IMC, c=US'
  WHERE department_id=140;

UPDATE departments SET
  dn='ou=Shareholder Services, ou=Fin-Accounting, ou=Europe, o=IMC, c=US'
  WHERE department_id=150;

UPDATE departments SET
  dn='ou=Benefits, o=IMC, c=US'
  WHERE department_id=160;

UPDATE departments SET
  dn='ou=Manufacturing, o=IMC, c=US'
  WHERE department_id=170;

UPDATE departments SET
  dn='ou=Construction, ou=Manufacturing, o=IMC, c=US'
  WHERE department_id=180;

UPDATE departments SET
  dn='ou=Contracting, ou = Manufacturing, o=IMC, c=US'
  WHERE department_id=190;
```

```
UPDATE departments SET
  dn="ou=Operations, ou=Manufacturing, ou=Americas, o=IMC, c=US"
  WHERE department_id=200;

UPDATE departments SET
  dn="ou=Field Support, ou=IT, ou=Americas, o=IMC, c=US"
  WHERE department_id=210;

UPDATE departments SET
  dn="ou=Network Operations Center, ou=IT, ou=Europe, o=IMC, c=US"
  WHERE department_id=220;

UPDATE departments SET
  dn="ou=Help Desk, ou=IT, ou=Europe, o=IMC, c=US"
  WHERE department_id=230;

UPDATE departments SET
  dn="ou=Government, ou=Sales, ou=Americas, o=IMC, c=US"
  WHERE department_id=240;

UPDATE departments SET
  dn="ou=Retail, ou=Sales, ou=Europe, o=IMC, c=US"
  WHERE department_id=250;

UPDATE departments SET
  dn="ou=Recruiting, ou=HR, ou=Europe, o=IMC, c=US"
  WHERE department_id=260;

UPDATE departments SET
  dn="ou=Payroll, ou=HR, ou=Europe, o=IMC, c=US"
  WHERE department_id=270;

UPDATE employees SET
  dn="cn=Steven King, ou=Executive, o=IMC, c=us"
  WHERE employee_id=100;

UPDATE employees SET
  dn="cn=Neena Kochhar, ou=Executive, o=IMC, c=us"
  WHERE employee_id=101;

UPDATE employees SET
  dn="cn=Lex De Haan, ou=Executive, o=IMC, c=us"
  WHERE employee_id=102;

UPDATE employees SET
```

```
dn="cn=Alexander Hunold, ou=IT, o=IMC, c=us" '
WHERE employee_id=103;
```

```
UPDATE employees SET
dn="cn=Bruce Ernst, ou=IT, o=IMC, c=us" '
WHERE employee_id=104;
```

```
UPDATE employees SET
dn="cn=David Austin, ou=IT, o=IMC, c=us" '
WHERE employee_id=105;
```

```
UPDATE employees SET
dn="cn=Valli Pataballa, ou=IT, o=IMC, c=us" '
WHERE employee_id=106;
```

```
UPDATE employees SET
dn="cn=Diana Lorentz, ou=IT, o=IMC, c=us" '
WHERE employee_id=107;
```

```
UPDATE employees SET
dn="cn=Nancy Greenberg, ou=Accounting, o=IMC, c=us" '
WHERE employee_id=108;
```

```
UPDATE employees SET
dn="cn=Daniel Faviet, ou=Accounting, o=IMC, c=us" '
WHERE employee_id=109;
```

```
UPDATE employees SET
dn="cn=John Chen, ou=Accounting, o=IMC, c=us" '
WHERE employee_id=110;
```

```
UPDATE employees SET
dn="cn=Ismael Sciarra, ou=Accounting, o=IMC, c=us" '
WHERE employee_id=111;
```

```
UPDATE employees SET
dn="cn=Jose Manuel Urman, ou=Accounting, o=IMC, c=us" '
WHERE employee_id=112;
```

```
UPDATE employees SET
dn="cn=Luis Popp, ou=Accounting, o=IMC, c=us" '
WHERE employee_id=113;
```

```
UPDATE employees SET
dn="cn=Den Raphaely, ou=Purchasing, o=IMC, c=us" '
WHERE employee_id=114;
```

```
WHERE employee_id=114;

UPDATE employees SET
  dn='cn=Alexander Khoo, ou=Purchasing, o=IMC, c=us''
WHERE employee_id=115;

UPDATE employees SET
  dn='cn=Shelli Baida, ou=Purchasing, o=IMC, c=us''
WHERE employee_id=116;

UPDATE employees SET
  dn='cn=Sigal Tobias, ou=Purchasing, o=IMC, c=us''
WHERE employee_id=117;

UPDATE employees SET
  dn='cn=Guy Himuro, ou=Purchasing, o=IMC, c=us''
WHERE employee_id=118;

UPDATE employees SET
  dn='cn=Karen Colmenares, ou=Purchasing, o=IMC, c=us''
WHERE employee_id=119;

UPDATE employees SET
  dn='cn=Matthew Weiss, ou=Shipping, o=IMC, c=us''
WHERE employee_id=120;

UPDATE employees SET
  dn='cn=Adam Fripp, ou=Shipping, o=IMC, c=us''
WHERE employee_id=121;

UPDATE employees SET
  dn='cn=Payam Kaufling, ou=Shipping, o=IMC, c=us''
WHERE employee_id=122;

UPDATE employees SET
  dn='cn=Shanta Vollman, ou=Shipping, o=IMC, c=us''
WHERE employee_id=123;

UPDATE employees SET
  dn='cn=Kevin Mourgos, ou=Shipping, o=IMC, c=us''
WHERE employee_id=124;

UPDATE employees SET
  dn='cn=Julia Nayer, ou=Shipping, o=IMC, c=us''
WHERE employee_id=125;
```

```
UPDATE employees SET
  dn='cn=Irene Mikkilineni, ou=Shipping, o=IMC, c=us'
WHERE employee_id=126;
```

```
UPDATE employees SET
  dn='cn=James Landry, ou=Shipping, o=IMC, c=us'
WHERE employee_id=127;
```

```
UPDATE employees SET
  dn='cn=Steven Markle, ou=Shipping, o=IMC, c=us'
WHERE employee_id=128;
```

```
UPDATE employees SET
  dn='cn=Laura Bissot, ou=Shipping, o=IMC, c=us'
WHERE employee_id=129;
```

```
UPDATE employees SET
  dn='cn=Mozhe Atkinson, ou=Shipping, o=IMC, c=us'
WHERE employee_id=130;
```

```
UPDATE employees SET
  dn='cn=James Marlow, ou=Shipping, o=IMC, c=us'
WHERE employee_id=131;
```

```
UPDATE employees SET
  dn='cn=TJ Olson, ou=Shipping, o=IMC, c=us'
WHERE employee_id=132;
```

```
UPDATE employees SET
  dn='cn=Jason Mallin, ou=Shipping, o=IMC, c=us'
WHERE employee_id=133;
```

```
UPDATE employees SET
  dn='cn=Michael Rogers, ou=Shipping, o=IMC, c=us'
WHERE employee_id=134;
```

```
UPDATE employees SET
  dn='cn=Ki Gee, ou=Shipping, o=IMC, c=us'
WHERE employee_id=135;
```

```
UPDATE employees SET
  dn='cn=Hazel Philtanker, ou=Shipping, o=IMC, c=us'
WHERE employee_id=136;
```

```
UPDATE employees SET
  dn='cn=Renske Ladwig, ou=Shipping, o=IMC, c=us'
  WHERE employee_id=137;

UPDATE employees SET
  dn='cn=Stephen Stiles, ou=Shipping, o=IMC, c=us'
  WHERE employee_id=138;

UPDATE employees SET
  dn='cn=John Seo, ou=Shipping, o=IMC, c=us'
  WHERE employee_id=139;

UPDATE employees SET
  dn='cn=Joshua Patel, ou=Shipping, o=IMC, c=us'
  WHERE employee_id=140;

UPDATE employees SET
  dn='cn=Trenna Rajs, ou=Shipping, o=IMC, c=us'
  WHERE employee_id=141;

UPDATE employees SET
  dn='cn=Curtis Davies, ou=Shipping, o=IMC, c=us'
  WHERE employee_id=142;

UPDATE employees SET
  dn='cn=Randall Matos, ou=Shipping, o=IMC, c=us'
  WHERE employee_id=143;

UPDATE employees SET
  dn='cn=Peter Vargas, ou=Shipping, o=IMC, c=us'
  WHERE employee_id=144;

UPDATE employees SET
  dn='cn=John Russell, ou=Sales, o=IMC, c=us'
  WHERE employee_id=145;

UPDATE employees SET
  dn='cn=Karen Partners, ou=Sales, o=IMC, c=us'
  WHERE employee_id=146;

UPDATE employees SET
  dn='cn=Alberto Errazuriz, ou=Sales, o=IMC, c=us'
  WHERE employee_id=147;

UPDATE employees SET
```

```
dn='cn=Gerald Cambrault, ou=Sales, o=IMC, c=us'  
WHERE employee_id=148;
```

```
UPDATE employees SET  
dn='cn=Eleni Zlotkey, ou=Sales, o=IMC, c=us'  
WHERE employee_id=149;
```

```
UPDATE employees SET  
dn='cn=Peter Tucker, ou=Sales, o=IMC, c=us'  
WHERE employee_id=150;
```

```
UPDATE employees SET  
dn='cn=David Bernstein, ou=Sales, o=IMC, c=us'  
WHERE employee_id=151;
```

```
UPDATE employees SET  
dn='cn=Peter Hall, ou=Sales, o=IMC, c=us'  
WHERE employee_id=152;
```

```
UPDATE employees SET  
dn='cn=Christopher Olsen, ou=Sales, o=IMC, c=us'  
WHERE employee_id=153;
```

```
UPDATE employees SET  
dn='cn=Nanette Cambrault, ou=Sales, o=IMC, c=us'  
WHERE employee_id=154;
```

```
UPDATE employees SET  
dn='cn=Oliver Tuvault, ou=Sales, o=IMC, c=us'  
WHERE employee_id=155;
```

```
UPDATE employees SET  
dn='cn=Janette King, ou=Sales, o=IMC, c=us'  
WHERE employee_id=156;
```

```
UPDATE employees SET  
dn='cn=Patrick Sully, ou=Sales, o=IMC, c=us'  
WHERE employee_id=157;
```

```
UPDATE employees SET  
dn='cn=Allan McEwen, ou=Sales, o=IMC, c=us'  
WHERE employee_id=158;
```

```
UPDATE employees SET  
dn='cn=Lindsey Smith, ou=Sales, o=IMC, c=us'
```

```
WHERE employee_id=159;
```

```
UPDATE employees SET  
dn='cn=Louise Doran, ou=Sales, o=IMC, c=us'  
WHERE employee_id=160;
```

```
UPDATE employees SET  
dn='cn=Sarath Sewall, ou=Sales, o=IMC, c=us'  
WHERE employee_id=161;
```

```
UPDATE employees SET  
dn='cn=Clara Vishney, ou=Sales, o=IMC, c=us'  
WHERE employee_id=162;
```

```
UPDATE employees SET  
dn='cn=Danielle Greene, ou=Sales, o=IMC, c=us'  
WHERE employee_id=163;
```

```
UPDATE employees SET  
dn='cn=Mattea Marvins, ou=Sales, o=IMC, c=us'  
WHERE employee_id=164;
```

```
UPDATE employees SET  
dn='cn=David Lee, ou=Sales, o=IMC, c=us'  
WHERE employee_id=165;
```

```
UPDATE employees SET  
dn='cn=Sundar Ande, ou=Sales, o=IMC, c=us'  
WHERE employee_id=166;
```

```
UPDATE employees SET  
dn='cn=Amit Banda, ou=Sales, o=IMC, c=us'  
WHERE employee_id=167;
```

```
UPDATE employees SET  
dn='cn=Lisa Ozer, ou=Sales, o=IMC, c=us'  
WHERE employee_id=168;
```

```
UPDATE employees SET  
dn='cn=Harrison Bloom, ou=Sales, o=IMC, c=us'  
WHERE employee_id=169;
```

```
UPDATE employees SET  
dn='cn=Taylor Fox, ou=Sales, o=IMC, c=us'  
WHERE employee_id=170;
```



```
UPDATE employees SET
  dn='cn=William Smith, ou=Sales, o=IMC, c=us'
  WHERE employee_id=171;

UPDATE employees SET
  dn='cn=Elizabeth Bates, ou=Sales, o=IMC, c=us'
  WHERE employee_id=172;

UPDATE employees SET
  dn='cn=Sundita Kumar, ou=Sales, o=IMC, c=us'
  WHERE employee_id=173;

UPDATE employees SET
  dn='cn=Ellen Abel, ou=Sales, o=IMC, c=us'
  WHERE employee_id=174;

UPDATE employees SET
  dn='cn=Alyssa Hutton, ou=Sales, o=IMC, c=us'
  WHERE employee_id=175;

UPDATE employees SET
  dn='cn=Jonathod Taylor, ou=Sales, o=IMC, c=us'
  WHERE employee_id=176;

UPDATE employees SET
  dn='cn=Jack Livingston, ou=Sales, o=IMC, c=us'
  WHERE employee_id=177;

UPDATE employees SET
  dn='cn=Kimberely Grant, ou= , o=IMC, c=us'
  WHERE employee_id=178;

UPDATE employees SET
  dn='cn=Charles Johnson, ou=Sales, o=IMC, c=us'
  WHERE employee_id=179;

UPDATE employees SET
  dn='cn=Winston Taylor, ou=Shipping, o=IMC, c=us'
  WHERE employee_id=180;

UPDATE employees SET
  dn='cn=Jean Fleaur, ou=Shipping, o=IMC, c=us'
  WHERE employee_id=181;
```

```
UPDATE employees SET
  dn="cn=Martha Sullivan, ou=Shipping, o=IMC, c=us"
  WHERE employee_id=182;

UPDATE employees SET
  dn="cn=Girard Geoni, ou=Shipping, o=IMC, c=us"
  WHERE employee_id=183;

UPDATE employees SET
  dn="cn=Nandita Sarchand, ou=Shipping, o=IMC, c=us"
  WHERE employee_id=184;

UPDATE employees SET
  dn="cn=Alexis Bull, ou=Shipping, o=IMC, c=us"
  WHERE employee_id=185;

UPDATE employees SET
  dn="cn=Julia Dellinger, ou=Shipping, o=IMC, c=us"
  WHERE employee_id=186;

UPDATE employees SET
  dn="cn=Anthony Cabrio, ou=Shipping, o=IMC, c=us"
  WHERE employee_id=187;

UPDATE employees SET
  dn="cn=Kelly Chung, ou=Shipping, o=IMC, c=us"
  WHERE employee_id=188;

UPDATE employees SET
  dn="cn=Jennifer Dilly, ou=Shipping, o=IMC, c=us"
  WHERE employee_id=189;

UPDATE employees SET
  dn="cn=Timothy Gates, ou=Shipping, o=IMC, c=us"
  WHERE employee_id=190;

UPDATE employees SET
  dn="cn=Randall Perkins, ou=Shipping, o=IMC, c=us"
  WHERE employee_id=191;

UPDATE employees SET
  dn="cn=Sarah Bell, ou=Shipping, o=IMC, c=us"
  WHERE employee_id=192;

UPDATE employees SET
```

```
dn='cn=Britney Everett, ou=Shipping, o=IMC, c=us''
WHERE employee_id=193;

UPDATE employees SET
dn='cn=Samuel McCain, ou=Shipping, o=IMC, c=us''
WHERE employee_id=194;

UPDATE employees SET
dn='cn=Vance Jones, ou=Shipping, o=IMC, c=us''
WHERE employee_id=195;

UPDATE employees SET
dn='cn=Alana Walsh, ou=Shipping, o=IMC, c=us''
WHERE employee_id=196;

UPDATE employees SET
dn='cn=Kevin Feeney, ou=Shipping, o=IMC, c=us''
WHERE employee_id=197;

UPDATE employees SET
dn='cn=Donald OConnell, ou=Shipping, o=IMC, c=us''
WHERE employee_id=198;

UPDATE employees SET
dn='cn=Douglas Grant, ou=Shipping, o=IMC, c=us''
WHERE employee_id=199;

UPDATE employees SET
dn='cn=Jennifer Whalen, ou=Administration, o=IMC, c=us''
WHERE employee_id=200;

UPDATE employees SET
dn='cn=Michael Hartstein, ou=Mktg, o=IMC, c=us''
WHERE employee_id=201;

UPDATE employees SET
dn='cn=Brajesh Goyal, ou=Mktg, o=IMC, c=us''
WHERE employee_id=202;

UPDATE employees SET
dn='cn=Susan Marvis, ou=HR, o=IMC, c=us''
WHERE employee_id=203;

UPDATE employees SET
dn='cn=Hermann Baer, ou=PR, o=IMC, c=us''
```

```

WHERE employee_id=204;

UPDATE employees SET
  dn='cn=Shelley Higgins, ou=Accounting, o=IMC, c=us'
WHERE employee_id=205;

UPDATE employees SET
  dn='cn=William Gietz, ou=Accounting, o=IMC, c=us'
WHERE employee_id=206;

REM *****

REM procedure and statement trigger to allow dmls during business hours:
CREATE OR REPLACE PROCEDURE secure_dml
IS
BEGIN
  IF TO_CHAR (SYSDATE, 'HH24:MI') NOT BETWEEN '08:00' AND '18:00'
    OR TO_CHAR (SYSDATE, 'DY') IN ('SAT', 'SUN') THEN
    RAISE_APPLICATION_ERROR (-20205,
      'You may only make changes during normal office hours');
  END IF;
END secure_dml;
/

CREATE OR REPLACE TRIGGER secure_employees
  BEFORE INSERT OR UPDATE OR DELETE ON employees
BEGIN
  secure_dml;
END secure_employees;
/

Rem Recreating the triggers dropped above

REM *****
REM procedure to add a row to the JOB_HISTORY table and row trigger
REM to call the procedure when data is updated in the job_id or
REM department_id columns in the EMPLOYEES table:

CREATE OR REPLACE PROCEDURE add_job_history
( p_emp_id          job_history.employee_id%type
  , p_start_date     job_history.start_date%type
  , p_end_date       job_history.end_date%type
  , p_job_id         job_history.job_id%type
  , p_department_id job_history.department_id%type
)

```

```

IS
BEGIN
    INSERT INTO job_history (employee_id, start_date, end_date,
                           job_id, department_id)
        VALUES(p_emp_id, p_start_date, p_end_date, p_job_id, p_department_id);
END add_job_history;
/

CREATE OR REPLACE TRIGGER update_job_history
    AFTER UPDATE OF job_id, department_id ON employees
    FOR EACH ROW
BEGIN
    add_job_history(:old.employee_id, :old.hire_date, sysdate,
                  :old.job_id, :old.department_id);
END;
/

COMMIT;

```

## hr\_dn\_d.sql

```

Rem
Rem $Header: hr_dn_d.sql 03-mar-2001.10:05:14 ahunold Exp $
Rem
Rem hr_dn_d.sql
Rem
Rem Copyright (c) Oracle Corporation 2001. All Rights Reserved.
Rem
Rem NAME
Rem     hr_dn_d.sql - Drop DN column from EMPLOYEES and DEPARTMENTS
Rem
Rem DESCRIPTION
Rem     the DN (distinguished Name) column is used by OID.
Rem     This script drops the column from the HR schema.
Rem
Rem NOTES
Rem     Use this to undo changes made by hr_dn_c.sql
Rem
Rem MODIFIED   (MM/DD/YY)
Rem ahunold    03/03/01 - HR simplification, REGIONS table
Rem ahunold    02/20/01 - Merged ahunold_american
Rem ahunold    02/20/01 - Created
Rem

```

```
SET FEEDBACK 1
SET NUMWIDTH 10
SET LINESIZE 80
SET TRIMSPOOL ON
SET TAB OFF
SET PAGESIZE 100
SET ECHO ON

ALTER TABLE departments
  DROP COLUMN dn ;

ALTER TABLE employees
  DROP COLUMN dn ;
```

## hr\_drop.sql

```
Rem
Rem $Header: hr_drop.sql 03-mar-2001.10:05:14 ahunold Exp $
Rem
Rem hr_drop.sql
Rem
Rem Copyright (c) Oracle Corporation 2001. All Rights Reserved.
Rem
Rem      NAME
Rem      hr_drop.sql - Drop objects from HR schema
Rem
Rem      DESCRIPTION
Rem
Rem      NOTES
Rem
Rem      CREATED by Nancy Greenberg - 06/01/00
Rem      MODIFIED   (MM/DD/YY)
Rem      ahunold    02/20/01 - New header, non-table objects
Rem      vpatabal   03/02/01 - DROP TABLE region

SET FEEDBACK 1
SET NUMWIDTH 10
SET LINESIZE 80
SET TRIMSPOOL ON
SET TAB OFF
SET PAGESIZE 100
SET ECHO OFF
```

```
CONNECT hr/&password_HR

DROP PROCEDURE add_job_history;
DROP PROCEDURE secure_dml;

DROP VIEW emp_details_view;

DROP SEQUENCE departments_seq;
DROP SEQUENCE employees_seq;
DROP SEQUENCE locations_seq;

DROP TABLE regions      CASCADE CONSTRAINTS;
DROP TABLE departments  CASCADE CONSTRAINTS;
DROP TABLE locations    CASCADE CONSTRAINTS;
DROP TABLE jobs         CASCADE CONSTRAINTS;
DROP TABLE job_history  CASCADE CONSTRAINTS;
DROP TABLE employees    CASCADE CONSTRAINTS;
DROP TABLE countries    CASCADE CONSTRAINTS;

COMMIT;
```

## hr\_idx.sql

```
Rem
Rem $Header: hr_idx.sql 03-mar-2001.10:05:15 ahunold Exp $
Rem
Rem hr_idx.sql
Rem
Rem Copyright (c) Oracle Corporation 2001. All Rights Reserved.
Rem
Rem      NAME
Rem      hr_idx.sql - Create indexes for HR schema
Rem
Rem      DESCRIPTION
Rem
Rem
Rem      NOTES
Rem
Rem
Rem      CREATED by Nancy Greenberg - 06/01/00
Rem      MODIFIED   (MM/DD/YY)
Rem      ahunold    02/20/01 - New header
Rem      vptabal    03/02/01 - Removed DROP INDEX statements
```

```
SET FEEDBACK 1
SET NUMWIDTH 10
SET LINESIZE 80
SET TRIMSPOOL ON
SET TAB OFF
SET PAGESIZE 100
SET ECHO OFF

CREATE INDEX emp_department_ix
ON employees (department_id);

CREATE INDEX emp_job_ix
ON employees (job_id);

CREATE INDEX emp_manager_ix
ON employees (manager_id);

CREATE INDEX emp_name_ix
ON employees (last_name, first_name);

CREATE INDEX dept_location_ix
ON departments (location_id);

CREATE INDEX jhist_job_ix
ON job_history (job_id);

CREATE INDEX jhist_employee_ix
ON job_history (employee_id);

CREATE INDEX jhist_department_ix
ON job_history (department_id);

CREATE INDEX loc_city_ix
ON locations (city);

CREATE INDEX loc_state_province_ix
ON locations (state_province);

CREATE INDEX loc_country_ix
ON locations (country_id);

COMMIT;
```



## hr\_main.sql

```
rem
rem Header: hr_main.sql 09-jan-01
rem
rem Copyright (c) 2001, Oracle Corporation. All rights reserved.
rem
rem Owner   : ahunold
rem
rem NAME
rem   hr_main.sql - Main script for HR schema
rem
rem DESCRIPTION
rem   HR (Human Resources) is the smallest and most simple one
rem   of the Sample Schemas
rem
rem NOTES
rem   Run as SYS or SYSTEM
rem
rem MODIFIED   (MM/DD/YY)
rem   ahunold   08/28/01 - roles
rem   ahunold   07/13/01 - NLS Territory
rem   ahunold   04/13/01 - parameter 5, notes, spool
rem   ahunold   03/29/01 - spool
rem   ahunold   03/12/01 - prompts
rem   ahunold   03/07/01 - hr_analz.sql
rem   ahunold   03/03/01 - HR simplification, REGIONS table
rem   ngreenbe  06/01/00 - created

SET ECHO OFF

PROMPT
PROMPT specify password for HR as parameter 1:
DEFINE pass      = &1
PROMPT
PROMPT specify default tablespace for HR as parameter 2:
DEFINE tbs       = &2
PROMPT
PROMPT specify temporary tablespace for HR as parameter 3:
DEFINE ttbs      = &3
PROMPT
PROMPT specify password for SYS as parameter 4:
DEFINE pass_sys  = &4
PROMPT
PROMPT specify log path as parameter 5:
```

```
DEFINE log_path = &5
PROMPT

-- The first dot in the spool command below is
-- the SQL*Plus concatenation character

DEFINE spool_file = &log_path.hr_main.log
SPOOL &spool_file

REM =====
REM cleanup section
REM =====

DROP USER hr CASCADE;

REM =====
REM create user
REM three separate commands, so the create user command
REM will succeed regardless of the existence of the
REM DEMO and TEMP tablespaces
REM =====

CREATE USER hr IDENTIFIED BY &pass;

ALTER USER hr DEFAULT TABLESPACE &tbs
          QUOTA UNLIMITED ON &tbs;

ALTER USER hr TEMPORARY TABLESPACE &ttbs;

GRANT CONNECT TO hr;
GRANT RESOURCE TO hr;

REM =====
REM grants from sys schema
REM =====

CONNECT sys/&pass_sys AS SYSDBA;
GRANT execute ON sys.dbms_stats TO hr;

REM =====
REM create hr schema objects
REM =====

CONNECT hr/&pass
ALTER SESSION SET NLS_LANGUAGE=American;
```

```
ALTER SESSION SET NLS_TERRITORY=America;

--
-- create tables, sequences and constraint
--

@?/demo/schema/human_resources/hr_cre

--
-- populate tables
--

@?/demo/schema/human_resources/hr_popul

--
-- create indexes
--

@?/demo/schema/human_resources/hr_idx

--
-- create procedural objects
--

@?/demo/schema/human_resources/hr_code

--
-- add comments to tables and columns
--

@?/demo/schema/human_resources/hr_comnt

--
-- gather schema statistics
--

@?/demo/schema/human_resources/hr_analz

spool off
```

## Order Entry (OE) Schema Scripts

This section shows the OE schema scripts in alphabetical order.

---

---

**Note:** The scripts starting with “oc” deal with the object relational part of the OE schema, and are called from within the oe\_main.sql script.

---

---

## oc\_comnt.sql

```
Rem
Rem $Header: oc_comnt.sql 05-mar-2001.15:51:26 ahunold Exp $
Rem
Rem oc_comnt.sql
Rem
Rem Copyright (c) Oracle Corporation 2001. All Rights Reserved.
Rem
Rem      NAME
Rem      oc_comnt.sql - Comments for OC subschema
Rem
Rem      DESCRIPTION
Rem      The OC subschema (Online Catalog) exhibits objects and
rem object inheritance.
Rem
Rem      NOTES
Rem      Comments are added for tables, wherever possible.
Rem
Rem      MODIFIED   (MM/DD/YY)
Rem      ahunold    03/05/01 - substituteable object table (WIP)
Rem      ahunold    01/29/01 - OC changes, including OC_COMNT.SQL
Rem      ahunold    01/29/01 - Created
Rem
```

## oc\_cre.sql

```
rem
rem Header: oc_cre.sql 09-jan-01
rem
rem Copyright (c) 2001 Oracle Corporation. All rights reserved.
rem
rem Owner   : ahunold
rem
rem NAME
rem oc_cre.sql - create OC subschema of OE Common Schmema
rem
```

```

rem DESCRIPTON
rem  Creates database objects. The script assumes that the OE schema
rem  is present.
rem
rem NOTES
rem  The OIDs assigned for the object types are used to
rem  simplify the setup of Replication demos and are not needed
rem  in most unreplicated environments.
rem
rem MODIFIED   (MM/DD/YY)
rem  ahunold   04/25/01 - OID
rem  ahunold   04/10/01 - object methods
rem  ahunold   04/12/01 - change case, nested tables named
rem  gxlee     03/05/01 - substituteable object table
rem  ahunold   01/29/01 - typo
rem  ahunold   01/24/01 - Eliminate extra lines from last merge
rem  ahunold   01/09/01 - checkin ADE

```

```

-- =====
-- Type definitions
-- =====

```

```

CREATE TYPE warehouse_typ
  OID '82A4AF6A4CD3656DE034080020E0EE3D'
  AS OBJECT
    ( warehouse_id      NUMBER(3)
      , warehouse_name  VARCHAR2(35)
      , location_id     NUMBER(4)
    ) ;
/
CREATE TYPE inventory_typ
  OID '82A4AF6A4CD4656DE034080020E0EE3D'
  AS OBJECT
    ( product_id       NUMBER(6)
      , warehouse       warehouse_typ
      , quantity_on_hand NUMBER(8)
    ) ;
/
CREATE TYPE inventory_list_typ
  OID '82A4AF6A4CD5656DE034080020E0EE3D'
  AS TABLE OF inventory_typ;
/
CREATE TYPE product_information_typ
  OID '82A4AF6A4CD6656DE034080020E0EE3D'
  AS OBJECT

```

```

        ( product_id          NUMBER(6)
        , product_name        VARCHAR2(50)
        , product_description  VARCHAR2(2000)
        , category_id         NUMBER(2)
        , weight_class         NUMBER(1)
        , warranty_period      INTERVAL YEAR(2) TO MONTH
        , supplier_id         NUMBER(6)
        , product_status       VARCHAR2(20)
        , list_price           NUMBER(8,2)
        , min_price            NUMBER(8,2)
        , catalog_url          VARCHAR2(50)
        , inventory_list       inventory_list_tpy
        ) ;
    /
CREATE TYPE order_item_tpy
    OID '82A4AF6A4CD7656DE034080020E0EE3D'
    AS OBJECT
        ( order_id            NUMBER(12)
        , line_item_id        NUMBER(3)
        , unit_price           NUMBER(8,2)
        , quantity            NUMBER(8)
        , product_ref REF     product_information_tpy
        ) ;
    /
CREATE TYPE order_item_list_tpy
    OID '82A4AF6A4CD8656DE034080020E0EE3D'
    AS TABLE OF order_item_tpy;
    /
CREATE TYPE customer_tpy
    OID '82A4AF6A4CD9656DE034080020E0EE3D';
    /
CREATE TYPE order_tpy
    OID '82A4AF6A4CDA656DE034080020E0EE3D'
    AS OBJECT
        ( order_id            NUMBER(12)
        , order_mode          VARCHAR2(8)
        , customer_ref REF    customer_tpy
        , order_status        NUMBER(2)
        , order_total         NUMBER(8,2)
        , sales_rep_id        NUMBER(6)
        , order_item_list     order_item_list_tpy
        ) ;
    /
CREATE TYPE order_list_tpy
    OID '82A4AF6A4CDB656DE034080020E0EE3D'

```

```
AS TABLE OF order_typ;
/
CREATE OR REPLACE TYPE customer_typ
AS OBJECT
( customer_id      NUMBER(6)
  , cust_first_name VARCHAR2(20)
  , cust_last_name  VARCHAR2(20)
  , cust_address    cust_address_typ
  , phone_numbers   phone_list_typ
  , nls_language    VARCHAR2(3)
  , nls_territory   VARCHAR2(30)
  , credit_limit    NUMBER(9,2)
  , cust_email      VARCHAR2(30)
  , cust_orders     order_list_typ
)
NOT FINAL;
/
CREATE TYPE category_typ
OID '82A4AF6A4CDC656DE034080020E0EE3D'
AS OBJECT
( category_name     VARCHAR2(50)
  , category_description VARCHAR2(1000)
  , category_id     NUMBER(2)
  , NOT instantiable
  MEMBER FUNCTION category_describe RETURN VARCHAR2
)
NOT INSTANTIABLE NOT FINAL;
/
CREATE TYPE subcategory_ref_list_typ
OID '82A4AF6A4CDD656DE034080020E0EE3D'
AS TABLE OF REF category_typ;
/
CREATE TYPE product_ref_list_typ
OID '82A4AF6A4CDE656DE034080020E0EE3D'
AS TABLE OF number(6);
/
CREATE TYPE corporate_customer_typ
OID '82A4AF6A4CDF656DE034080020E0EE3D'
UNDER customer_typ
( account_mgr_id    NUMBER(6)
);
/
CREATE TYPE leaf_category_typ
OID '82A4AF6A4CE0656DE034080020E0EE3D'
UNDER category_typ
```

```

        (
        product_ref_list    product_ref_list_typ
        , OVERRIDING MEMBER FUNCTION category_describe RETURN VARCHAR2
        );
    /
CREATE TYPE BODY leaf_category_typ AS
    OVERRIDING MEMBER FUNCTION category_describe RETURN VARCHAR2 IS
    BEGIN
        RETURN 'leaf_category_typ';
    END;
END;
/
CREATE TYPE composite_category_typ
    OID '82A4AF6A4CE1656DE034080020E0EE3D'
    UNDER category_typ
    (
        subcategory_ref_list subcategory_ref_list_typ
        , OVERRIDING MEMBER FUNCTION category_describe RETURN VARCHAR2
    )
    NOT FINAL;
/
CREATE TYPE BODY composite_category_typ AS
    OVERRIDING MEMBER FUNCTION category_describe RETURN VARCHAR2 IS
    BEGIN
        RETURN 'composite_category_typ';
    END;
END;
/
CREATE TYPE catalog_typ
    OID '82A4AF6A4CE2656DE034080020E0EE3D'
    UNDER composite_category_typ
    (
        MEMBER FUNCTION getCatalogName RETURN VARCHAR2
        , OVERRIDING MEMBER FUNCTION category_describe RETURN VARCHAR2
    );
/
CREATE TYPE BODY catalog_typ AS
    OVERRIDING MEMBER FUNCTION category_describe RETURN varchar2 IS
    BEGIN
        RETURN 'catalog_typ';
    END;
    MEMBER FUNCTION getCatalogName RETURN varchar2 IS
    BEGIN
        -- Return the category name from the supertype
        RETURN self.category_name;
    END;

```



```

END;
END;
/

-- =====
-- Table definitions
-- =====

CREATE TABLE categories_tab OF category_typ
  ( category_id PRIMARY KEY)
  NESTED TABLE TREAT
  (SYS_NC_ROWINFO$ AS leaf_category_typ).product_ref_list
  STORE AS product_ref_list_nesttab
  NESTED TABLE TREAT
  (SYS_NC_ROWINFO$ AS composite_category_typ).subcategory_ref_list
  STORE AS subcategory_ref_list_nesttab;

-- =====
-- View definitions
-- =====
--
-- oc_inventories

CREATE OR REPLACE VIEW oc_inventories OF inventory_typ
  WITH OBJECT OID (product_id)
  AS SELECT i.product_id,
           warehouse_typ(w.warehouse_id, w.warehouse_name, w.location_id),
           i.quantity_on_hand
  FROM inventories i, warehouses w
  WHERE i.warehouse_id=w.warehouse_id;

-- oc_product_information

CREATE OR REPLACE VIEW oc_product_information OF product_information_typ
  WITH OBJECT OID (product_id)
  AS SELECT p.product_id, p.product_name, p.product_description, p.category_id,
           p.weight_class, p.warranty_period, p.supplier_id, p.product_status,
           p.list_price, p.min_price, p.catalog_url,
           CAST(MULTISET(SELECT i.product_id,i.warehouse,i.quantity_on_hand
                        FROM oc_inventories i
                        WHERE p.product_id=i.product_id)
              AS inventory_list_typ)
  FROM product_information p;

-- oc_customers: Multi-level collections

```

```

--
-- The view is created twice so that it can make a reference to itself. The
-- first CREATE creates the view with a NULL in place of the circular
-- reference. The second CREATE creates the view WITH the circular reference,
-- which works this time because now the view already exists.

CREATE OR REPLACE VIEW oc_customers OF customer_typ
WITH OBJECT OID (customer_id)
AS SELECT c.customer_id, c.cust_first_name, c.cust_last_name, c.cust_address,
        c.phone_numbers,c.nls_language,c.nls_territory,c.credit_limit,
        c.cust_email,
        CAST(MULTISET(SELECT o.order_id, o.order_mode,
                        NULL,
                        o.order_status,
                        o.order_total,o.sales_rep_id,
                        CAST(MULTISET(SELECT l.order_id,l.line_item_id,
                                        l.unit_price,l.quantity,
                                        make_ref(oc_product_information,
                                                l.product_id)
                                        FROM order_items l
                                        WHERE o.order_id = l.order_id)
                        AS order_item_list_typ)
        FROM orders o
        WHERE c.customer_id = o.customer_id)
        AS order_list_typ)
FROM customers c;

CREATE OR REPLACE VIEW oc_customers OF customer_typ
WITH OBJECT OID (customer_id)
AS SELECT c.customer_id, c.cust_first_name, c.cust_last_name, c.cust_address,
        c.phone_numbers,c.nls_language,c.nls_territory,c.credit_limit,
        c.cust_email,
        CAST(MULTISET(SELECT o.order_id, o.order_mode,
                        MAKE_REF(oc_customers,o.customer_id),
                        o.order_status,
                        o.order_total,o.sales_rep_id,
                        CAST(MULTISET(SELECT l.order_id,l.line_item_id,
                                        l.unit_price,l.quantity,
                                        MAKE_REF(oc_product_information,
                                                l.product_id)
                                        FROM order_items l
                                        WHERE o.order_id = l.order_id)
                        AS order_item_list_typ)
        FROM orders o

```

```

                WHERE c.customer_id = o.customer_id)
            AS order_list_typ)
    FROM customers c;

-- oc_corporate_customers

CREATE OR REPLACE VIEW oc_corporate_customers OF corporate_customer_typ
    UNDER oc_customers
    AS SELECT c.customer_id, c.cust_first_name, c.cust_last_name,
        c.cust_address, c.phone_numbers,c.nls_language,c.nls_territory,
        c.credit_limit, c.cust_email,
        CAST(MULTISET(SELECT o.order_id, o.order_mode,
            MAKE_REF(oc_customers,o.customer_id),
            o.order_status,
            o.order_total,o.sales_rep_id,
            CAST(MULTISET(SELECT l.order_id,l.line_item_id,
                l.unit_price,l.quantity,
                make_ref(oc_product_information,
                    l.product_id)
                FROM order_items l
                WHERE o.order_id = l.order_id)
            AS order_item_list_typ)
        FROM orders o
        WHERE c.customer_id = o.customer_id)
    AS order_list_typ), c.account_mgr_id
    FROM customers c;

-- oc_orders

CREATE OR REPLACE VIEW oc_orders OF order_typ WITH OBJECT OID (order_id)
    AS SELECT o.order_id, o.order_mode,MAKE_REF(oc_customers,o.customer_id),
        o.order_status,o.order_total,o.sales_rep_id,
        CAST(MULTISET(SELECT l.order_id,l.line_item_id,l.unit_price,l.quantity,
            make_ref(oc_product_information,l.product_id)
            FROM order_items l
            WHERE o.order_id = l.order_id)
        AS order_item_list_typ)
    FROM orders o;

-- =====
-- Instead-of triggers
-- =====

--
-- Create instead-of triggers

```

```
--
CREATE OR REPLACE TRIGGER orders_trg INSTEAD OF INSERT
  ON oc_orders FOR EACH ROW
BEGIN
  INSERT INTO ORDERS (order_id, order_mode, order_total,
                    sales_rep_id, order_status)
    VALUES (:NEW.order_id, :NEW.order_mode,
            :NEW.order_total, :NEW.sales_rep_id,
            :NEW.order_status);

END;
/

CREATE OR REPLACE TRIGGER orders_items_trg INSTEAD OF INSERT ON NESTED
  TABLE order_item_list OF oc_orders FOR EACH ROW
DECLARE
  prod product_information_typ;
BEGIN
  SELECT Deref(:NEW.product_ref) INTO prod FROM DUAL;
  INSERT INTO order_items VALUES (prod.product_id, :NEW.order_id,
                                  :NEW.line_item_id, :NEW.unit_price,
                                  :NEW.quantity);

END;
/

COMMIT;
```

## oc\_drop.sql

```
rem
rem $Header: oc_drop.sql 01-feb-2002.13:19:06 ahunold Exp $
rem
rem Copyright (c) 2001, 2002, Oracle Corporation. All rights reserved.
rem
rem Owner   : ahunold
rem
rem NAME
rem   oc_drop.sql - drop OC subschema of OE Common Schema
rem
rem DESCRIPTION
rem   Drop all database objects
rem
rem MODIFIED   (MM/DD/YY)
rem   ahunold   02/01/02 - bug2205388
```

```
rem    gxlee      03/05/01 - substituteable object table
rem    ahunold    01/29/01 - typo
rem    ahunold    01/09/01 - checkin ADE

drop table categories_tab                cascade constraints ;

drop view oc_customers;
drop view oc_corporate_customers;
drop view oc_orders;
drop view oc_inventories;
drop view oc_product_information;

drop type order_list_typ force;
drop type product_ref_list_typ force;
drop type subcategory_ref_list_typ force;
drop type leaf_category_typ force;
drop type composite_category_typ force;
drop type catalog_typ force;
drop type category_typ force;

drop type customer_typ force;
drop type corporate_customer_typ force;
drop type warehouse_typ force;
drop type order_item_typ force;
drop type order_item_list_typ force;
drop type order_typ force;
drop type inventory_typ force;
drop type inventory_list_typ force;
drop type product_information_typ force;

commit;
```

## oc\_main.sql

```
rem
Rem $Header: oc_main.sql 29-aug-2001.10:44:11 ahunold Exp $
rem
rem Copyright (c) 2001, Oracle Corporation. All rights reserved.
rem
rem Owner   : ahunold
rem
rem NAME
rem  oc_main.sql - create OC (Online Catalog) subschema in
```

```
rem          OE (Order Entry) Common Schema
rem
rem DESCRIPTION
rem  Calls all other OC creation scripts
rem
rem MODIFIED   (MM/DD/YY)
rem  ahunold   01/29/01 - oc_comnt.sql added
rem  ahunold   01/09/01 - checkin ADE

ALTER SESSION SET NLS_LANGUAGE=American;

prompt ...creating subschema OC in OE

REM =====
REM create oc subschema (online catalog)
REM =====

@@oc_cre
@@oc_popul
@@oc_comnt
```

## oe\_analz.sql

```
rem
rem $Header: oe_analz.sql 06-feb-96.13:23:14 ahunold Exp $
rem
rem Copyright (c) 2001 Oracle Corporation. All rights reserved.
rem
rem Owner   : ahunold
rem
rem NAME
rem  oe_analz.sql - Gather statistics for OE Common Schema
rem
rem DESCRIPTION
rem
rem
rem MODIFIED   (MM/DD/YY)
rem  ahunold   01/29/01 - typos
rem  ahunold   01/09/01 - checkin ADE

EXECUTE dbms_stats.gather_table_stats ('OE', 'CUSTOMERS');

EXECUTE dbms_stats.gather_table_stats ('OE', 'ORDERS');
```

```
EXECUTE dbms_stats.gather_table_stats ('OE', 'ORDER_ITEMS');

EXECUTE dbms_stats.gather_table_stats ('OE', 'PRODUCT_INFORMATION');

EXECUTE dbms_stats.gather_table_stats ('OE', 'PRODUCT_DESCRIPTIONS');

EXECUTE dbms_stats.gather_table_stats ('OE', 'WAREHOUSES');

EXECUTE dbms_stats.gather_table_stats ('OE', 'INVENTORIES');
```

## oe\_comnt.sql

```
rem
rem Header: oe_comnt.sql 09-jan-01
rem
rem Copyright (c) 2001 Oracle Corporation. All rights reserved.
rem
rem Owner   : ahunold
rem
rem NAME
rem   oe_comnt.sql - create comments for OE Common Schema
rem
rem DESCRIPTION
rem
rem
rem MODIFIED   (MM/DD/YY)
rem   ahunold   01/30/01 - OE script headers
rem   ahunold   01/24/01 - Eliminate extra lines from last merge
rem   ahunold   01/09/01 - checkin ADE

COMMENT ON TABLE oe.customers IS
'Contains customers data either entered by an employee or by the customer
him/herself over the Web.';

COMMENT ON COLUMN oe.customers.cust_address IS
'Object column of type address_typ.';

COMMENT ON COLUMN oe.customers.phone_numbers IS
'Varray column of type phone_list_typ';
.
COMMENT ON COLUMN oe.customers.cust_geo_location IS
'SDO (spatial) column.';
```

```
COMMENT ON COLUMN oe.customers.cust_first_name IS
'NOT NULL constraint.';

COMMENT ON COLUMN oe.customers.cust_last_name IS
'NOT NULL constraint.';

COMMENT ON COLUMN oe.customers.credit_limit IS
'Check constraint.';

COMMENT ON COLUMN oe.customers.customer_id IS
'Primary key column.';

COMMENT ON COLUMN oe.customers.account_mgr_id IS
'References hr.employees.employee_id.';

REM =====

COMMENT ON TABLE oe.warehouses IS
'Warehouse data unspecific to any industry.';

COMMENT ON COLUMN oe.warehouses.wh_geo_location IS
'SDO (spatial) column.';

COMMENT ON COLUMN oe.warehouses.warehouse_id IS
'Primary key column.';

COMMENT ON COLUMN oe.warehouses.location_id IS
'Primary key column, references hr.locations.location_id.';

REM =====

COMMENT ON TABLE oe.order_items IS
'Example of many-to-many resolution.';

COMMENT ON COLUMN oe.order_items.order_id IS
'Part of concatenated primary key, references orders.order_id.';

COMMENT ON COLUMN oe.order_items.product_id IS
'References product_information.product_id.';

COMMENT ON COLUMN oe.order_items.line_item_id IS
'Part of concatenated primary key.';

COMMENT ON COLUMN oe.orders.order_status IS
```



```
'0: Not fully entered, 1: Entered, 2: Canceled - bad credit, -
3: Canceled - by customer, 4: Shipped - whole order, -
5: Shipped - replacement items, 6: Shipped - backlog on items, -
7: Shipped - special delivery, 8: Shipped - billed, 9: Shipped - payment plan,-
10: Shipped - paid';

REM =====

COMMENT ON TABLE oe.orders IS
'Contains orders entered by a salesperson as well as over the Web.';

COMMENT ON COLUMN oe.orders.order_date IS
'TIMESTAMP WITH LOCAL TIME ZONE column, NOT NULL constraint.';

COMMENT ON COLUMN oe.orders.order_id IS
'PRIMARY KEY column.';

COMMENT ON COLUMN oe.orders.sales_rep_id IS
'References hr.employees.employee_id.';

COMMENT ON COLUMN oe.orders.promotion_id IS
'Sales promotion ID. Used in SH schema';

COMMENT ON COLUMN oe.orders.order_mode IS
'CHECK constraint.';

COMMENT ON COLUMN oe.orders.order_total IS
'CHECK constraint.';

REM =====

COMMENT ON TABLE oe.inventories IS
'Tracks availability of products by product_it and warehouse_id.';

COMMENT ON COLUMN oe.inventories.product_id IS
'Part of concatenated primary key, references product_information.product_id.';

COMMENT ON COLUMN oe.inventories.warehouse_id IS
'Part of concatenated primary key, references warehouses.warehouse_id.';

REM =====

COMMENT ON TABLE oe.product_information IS
'Non-industry-specific data in various categories.';
```

```
COMMENT ON COLUMN oe.product_information.product_id IS
'Primary key column.';

COMMENT ON COLUMN oe.product_information.product_description IS
'Primary language description corresponding to translated_description in
oe.product_descriptions, added to provide non-NLS text columns for OC views
to accss.';

COMMENT ON COLUMN oe.product_information.category_id IS
'Low cardinality column, can be used for bitmap index.
Schema SH uses it as foreign key';

COMMENT ON COLUMN oe.product_information.weight_class IS
'Low cardinality column, can be used for bitmap index.';

COMMENT ON COLUMN oe.product_information.warranty_period IS
'INTERVAL YEAER TO MONTH column, low cardinality, can be used for bitmap
index.';

COMMENT ON COLUMN oe.product_information.supplier_id IS
'Offers possibility of extensions outside Common Schema.';

COMMENT ON COLUMN oe.product_information.product_status IS
'Check constraint. Appropriate for complex rules, such as "All products in
status PRODUCTION must have at least one inventory entry." Also appropriate
for a trigger auditing status change.';

REM =====

COMMENT ON TABLE product_descriptions IS
'Non-industry-specific design, allows selection of NLS-setting-specific data
derived at runtime, for example using the products view.';

COMMENT ON COLUMN product_descriptions.product_id IS
'Primary key column.';

COMMENT ON COLUMN product_descriptions.language_id IS
'Primary key column.';

REM Description of OE views =====

COMMENT ON TABLE products IS
'This view joins product_information and product_descriptions, using NLS
settings to pick the appropriate language-specific product description.';
```

```

COMMENT ON TABLE bombay_inventory IS
'This view shows inventories at the Bombay warehouse.';

COMMENT ON TABLE sydney_inventory IS
'This view shows inventories at the Sydney warehouse.';

COMMENT ON TABLE toronto_inventory IS
'This view shows inventories at the Toronto warehouse.';

```

## oe\_cre.sql

```

rem
rem Header: oe_cre.sql 09-jan-01
rem
rem Copyright (c) 2001, Oracle Corporation. All rights reserved.
rem
rem Owner   : ahunold
rem
rem NAME
rem   oe_cre.sql - create OE Common Schema
rem
rem DESCRIPTION
rem   Creates database objects. The script assumes that the HR schema
rem   is present.
rem
rem NOTES
rem   The OIDs assigned for the object types are used to
rem   simplify the setup of Replication demos and are not needed
rem   in most unreplicated environments.
rem
rem MODIFIED   (MM/DD/YY)
rem   ahunold   09/17/01 - FK in PRODUCT_DESCRIPTIONS
rem   ahunold   04/25/01 - OID
rem   ahunold   03/02/01 - eliminating DROP SEQUENCE
rem   ahunold   01/30/01 - OE script headers
rem   ahunold   01/24/01 - Eliminate extra lines from last merge
rem   ahunold   01/05/01 - promo_id
rem   ahunold   01/05/01 - NN constraints in product_descriptions
rem   ahunold   01/09/01 - checkin ADE

-- =====
-- Type definitions
-- =====

```

```

CREATE TYPE cust_address_typ
  OID '82A4AF6A4CD1656DE034080020E0EE3D'
  AS OBJECT
  ( street_address      VARCHAR2(40)
  , postal_code         VARCHAR2(10)
  , city                VARCHAR2(30)
  , state_province     VARCHAR2(10)
  , country_id         CHAR(2)
  );
/

REM =====
REM Create phone_list_typ varray to be varray column in customers table.
REM =====

CREATE TYPE phone_list_typ
  OID '82A4AF6A4CD2656DE034080020E0EE3D'
  AS VARRAY(5) OF VARCHAR2(25);
/

REM =====
REM Create customers table.
REM The cust_geo_location column will become MDSYS.SDO_GEOMETRY (spatial)
REM datatype when appropriate scripts and data are available.
REM =====

CREATE TABLE customers
  ( customer_id          NUMBER(6)
  , cust_first_name     VARCHAR2(20) CONSTRAINT cust_fname_nn NOT NULL
  , cust_last_name      VARCHAR2(20) CONSTRAINT cust_lname_nn NOT NULL
  , cust_address        cust_address_typ
  , phone_numbers       phone_list_typ
  , nls_language        VARCHAR2(3)
  , nls_territory       VARCHAR2(30)
  , credit_limit        NUMBER(9,2)
  , cust_email          VARCHAR2(30)
  , account_mgr_id     NUMBER(6)
  , cust_geo_location   MDSYS.SDO_GEOMETRY
  , CONSTRAINT         customer_credit_limit_max
                      CHECK (credit_limit <= 5000)
  , CONSTRAINT         customer_id_min
                      CHECK (customer_id > 0)
  );

```

```
CREATE UNIQUE INDEX customers_pk
  ON customers (customer_id) ;

REM Both table and indexes are analyzed using the oe_analz.sql script.

ALTER TABLE customers
ADD ( CONSTRAINT customers_pk
      PRIMARY KEY (customer_id)
    ) ;

REM =====
REM Create warehouses table;
REM includes spatial data column wh_geo_location and
REM XML type warehouse_spec (was bug b41)
REM =====

CREATE TABLE warehouses
  ( warehouse_id      NUMBER(3)
    , warehouse_spec  SYS.XMLTYPE
    , warehouse_name  VARCHAR2(35)
    , location_id     NUMBER(4)
    , wh_geo_location MDSYS.SDO_GEOMETRY
  ) ;

CREATE UNIQUE INDEX warehouses_pk
  ON warehouses (warehouse_id) ;

ALTER TABLE warehouses
ADD (CONSTRAINT warehouses_pk PRIMARY KEY (warehouse_id)
    );

REM =====
REM Create table order_items.
REM =====

CREATE TABLE order_items
  ( order_id          NUMBER(12)
    , line_item_id    NUMBER(3) NOT NULL
    , product_id      NUMBER(6) NOT NULL
    , unit_price       NUMBER(8,2)
    , quantity        NUMBER(8)
  ) ;

CREATE UNIQUE INDEX order_items_pk
  ON order_items (order_id, line_item_id) ;
```

```

CREATE UNIQUE INDEX order_items_uk
ON order_items (order_id, product_id) ;

ALTER TABLE order_items
ADD ( CONSTRAINT order_items_pk PRIMARY KEY (order_id, line_item_id)
);

CREATE OR REPLACE TRIGGER insert_ord_line
BEFORE INSERT ON order_items
FOR EACH ROW
DECLARE
    new_line number;
BEGIN
    SELECT (NVL(MAX(line_item_id),0)+1) INTO new_line
    FROM order_items
    WHERE order_id = :new.order_id;
    :new.line_item_id := new_line;
END;
/

REM =====
REM Create table orders, which includes a TIMESTAMP column and a check
REM constraint.
REM =====

CREATE TABLE orders
( order_id          NUMBER(12)
, order_date       TIMESTAMP WITH LOCAL TIME ZONE
CONSTRAINT order_date_nn NOT NULL
, order_mode       VARCHAR2(8)
, customer_id      NUMBER(6) CONSTRAINT order_customer_id_nn NOT NULL
, order_status     NUMBER(2)
, order_total      NUMBER(8,2)
, sales_rep_id     NUMBER(6)
, promotion_id     NUMBER(6)
, CONSTRAINT      order_mode_lov
                  order_mode_lov
                  CHECK (order_mode in ('direct','online'))
, constraint       order_total_min
                  check (order_total >= 0)
) ;

CREATE UNIQUE INDEX order_pk
ON orders (order_id) ;

```

```

ALTER TABLE orders
ADD ( CONSTRAINT order_pk
      PRIMARY KEY (order_id)
    );

REM =====
REM Create inventories table, which contains a concatenated primary key.
REM =====

CREATE TABLE inventories
( product_id      NUMBER(6)
  , warehouse_id  NUMBER(3) CONSTRAINT inventory_warehouse_id_nn NOT NULL
  , quantity_on_hand  NUMBER(8)
CONSTRAINT inventory_qoh_nn NOT NULL
  , CONSTRAINT inventory_pk PRIMARY KEY (product_id, warehouse_id)
) ;

REM =====
REM Create table product_information, which contains an INTERVAL datatype and
REM a CHECK ... IN constraint.
REM =====

CREATE TABLE product_information
( product_id      NUMBER(6)
  , product_name  VARCHAR2(50)
  , product_description VARCHAR2(2000)
  , category_id   NUMBER(2)
  , weight_class  NUMBER(1)
  , warranty_period INTERVAL YEAR TO MONTH
  , supplier_id   NUMBER(6)
  , product_status VARCHAR2(20)
  , list_price    NUMBER(8,2)
  , min_price     NUMBER(8,2)
  , catalog_url   VARCHAR2(50)
  , CONSTRAINT   product_status_lov
                CHECK (product_status in ('orderable'
                                           , 'planned'
                                           , 'under development'
                                           , 'obsolete' )
                )
) ;

ALTER TABLE product_information
ADD ( CONSTRAINT product_information_pk PRIMARY KEY (product_id)
    );

```

```

REM =====
REM Create table product_descriptions, which contains NVARCHAR2 columns for
REM NLS-language information.
REM =====

CREATE TABLE product_descriptions
  ( product_id          NUMBER(6)
    , language_id       VARCHAR2(3)
    , translated_name    NVARCHAR2(50)
  CONSTRAINT translated_name_nn NOT NULL
    , translated_description NVARCHAR2(2000)
  CONSTRAINT translated_desc_nn NOT NULL
  );

CREATE UNIQUE INDEX prd_desc_pk
ON product_descriptions(product_id,language_id) ;

ALTER TABLE product_descriptions
ADD ( CONSTRAINT product_descriptions_pk
PRIMARY KEY (product_id, language_id));

ALTER TABLE orders
ADD ( CONSTRAINT orders_sales_rep_fk
FOREIGN KEY (sales_rep_id)
REFERENCES hr.employees(employee_id)
ON DELETE SET NULL
) ;

ALTER TABLE orders
ADD ( CONSTRAINT orders_customer_id_fk
FOREIGN KEY (customer_id)
REFERENCES customers(customer_id)
ON DELETE SET NULL
) ;

ALTER TABLE warehouses
ADD ( CONSTRAINT warehouses_location_fk
FOREIGN KEY (location_id)
REFERENCES hr.locations(location_id)
ON DELETE SET NULL
) ;

ALTER TABLE customers
ADD ( CONSTRAINT customers_account_manager_fk
FOREIGN KEY (account_mgr_id)

```



```
REFERENCES hr.employees(employee_id)
ON DELETE SET NULL
) ;

ALTER TABLE inventories
ADD ( CONSTRAINT inventories_warehouses_fk
      FOREIGN KEY (warehouse_id)
      REFERENCES warehouses (warehouse_id)
      ENABLE NOVALIDATE
    ) ;

ALTER TABLE inventories
ADD ( CONSTRAINT inventories_product_id_fk
      FOREIGN KEY (product_id)
      REFERENCES product_information (product_id)
    ) ;

ALTER TABLE order_items
ADD ( CONSTRAINT order_items_order_id_fk
      FOREIGN KEY (order_id)
      REFERENCES orders(order_id)
      ON DELETE CASCADE
      enable novalidate
    ) ;

ALTER TABLE order_items
ADD ( CONSTRAINT order_items_product_id_fk
      FOREIGN KEY (product_id)
      REFERENCES product_information(product_id)
    ) ;

ALTER TABLE product_descriptions
ADD ( CONSTRAINT pd_product_id_fk
      FOREIGN KEY (product_id)
      REFERENCES product_information(product_id)
    ) ;

REM =====
REM Create cross-schema synonyms
REM =====

CREATE SYNONYM countries FOR hr.countries;

CREATE SYNONYM locations FOR hr.locations;
```

```
CREATE SYNONYM departments FOR hr.departments;

CREATE SYNONYM jobs FOR hr.jobs;

CREATE SYNONYM employees FOR hr.employees;

CREATE SYNONYM job_history FOR hr.job_history;

REM =====
REM Create sequences
REM =====

CREATE SEQUENCE orders_seq
  START WITH      1000
  INCREMENT BY    1
  NOCACHE
  NOCYCLE;

REM =====
REM Need commit for PO
REM =====

COMMIT;
```

## oe\_drop.sql

```
rem
rem Header: oe_drop.sql 09-jan-01
rem
rem Copyright (c) 2001, 2002, Oracle Corporation. All rights reserved.
rem
rem Owner   : ahunold
rem
rem NAME
rem   oe_drop.sql - drop OE Common Schema
rem
rem DESCRIPTON
rem   Deletes database objects.
rem
rem MODIFIED   (MM/DD/YY)
rem   ahunold   02/01/02 - bug2205388
rem   ahunold   01/30/01 - OE script headers
rem   ahunold   01/09/01 - checkin ADE
```

```
rem
rem First drop the Online Catalog (OC) subschema objects
rem

@?/demo/schema/order_entry/oc_drop.sql

DROP TABLE      customers          CASCADE CONSTRAINTS;
DROP TABLE      inventories        CASCADE CONSTRAINTS;
DROP TABLE      order_items        CASCADE CONSTRAINTS;
DROP TABLE      orders             CASCADE CONSTRAINTS;
DROP TABLE      product_descriptions CASCADE CONSTRAINTS;
DROP TABLE      product_information CASCADE CONSTRAINTS;
DROP TABLE      warehouses         CASCADE CONSTRAINTS;

DROP TYPE        cust_address_typ;
DROP TYPE        phone_list_typ;

DROP SEQUENCE    orders_seq;

DROP SYNONYM     countries;
DROP SYNONYM     departments;
DROP SYNONYM     employees;
DROP SYNONYM     job_history;
DROP SYNONYM     jobs;
DROP SYNONYM     locations;

DROP VIEW        bombay_inventory;
DROP VIEW        product_prices;
DROP VIEW        products;
DROP VIEW        sydney_inventory;
DROP VIEW        toronto_inventory;

COMMIT;
```

## oe\_idx.sql

```
rem
rem Header: oe_idx.sql 09-jan-01
rem
rem Copyright (c) 2001 Oracle Corporation. All rights reserved.
rem
rem Owner   : ahunold
```

```
rem
rem NAME
rem   oe_idx.sql - create indexes for OE Common Schema
rem
rem DESCRIPTION
rem   Re-Creates indexes
rem
rem MODIFIED   (MM/DD/YY)
rem   ahunold   03/02/01 - eliminating DROP INDEX
rem   ahunold   01/30/01 - OE script headers
rem   ahunold   01/09/01 - checkin ADE
```

```
CREATE INDEX whs_location_ix
ON warehouses (location_id);
```

```
CREATE INDEX inv_product_ix
ON inventories (product_id);
```

```
CREATE INDEX inv_warehouse_ix
ON inventories (warehouse_id);
```

```
CREATE INDEX item_order_ix
ON order_items (order_id);
```

```
CREATE INDEX item_product_ix
ON order_items (product_id);
```

```
CREATE INDEX ord_sales_rep_ix
ON orders (sales_rep_id);
```

```
CREATE INDEX ord_customer_ix
ON orders (customer_id);
```

```
CREATE INDEX ord_order_date_ix
ON orders (order_date);
```

```
CREATE INDEX cust_account_manager_ix
ON customers (account_mgr_id);
```

```
CREATE INDEX cust_lname_ix
ON customers (cust_last_name);
```

```
CREATE INDEX cust_email_ix
ON customers (cust_email);
```

```
CREATE INDEX prod_name_ix
ON product_descriptions (translated_name);

CREATE INDEX prod_supplier_ix
ON product_information (supplier_id);

CREATE INDEX cust_upper_name_ix
ON customers (UPPER(cust_last_name), UPPER(cust_first_name));
```

## oe\_main.sql

```
rem
rem Header: oe_main.sql 09-jan-01
rem
rem Copyright (c) 2001, Oracle Corporation. All rights reserved.
rem
rem Owner   : ahunold
rem
rem NAME
rem   oe_main.sql - Main script for OE schema, including OC subschema
rem
rem DESCRIPTION
rem   Creates and populated the Order Entry (OE) and Online
rem   Catalog (OC) Sample Schema
rem
rem NOTES
rem   Run as SYS or SYSTEM
rem   Prerequisites:
rem     Tablespaces present
rem     Database enabled for Spatial and XML
rem
rem MODIFIED   (MM/DD/YY)
rem   ahunold   08/28/01 - roles
rem   ahunold   07/13/01 - NLS Territory.
rem   ahunold   04/13/01 - spool, additional parameter
rem   ahunold   03/29/01 - spool
rem   ahunold   03/12/01 - prompts
rem   ahunold   03/02/01 - NLS_LANGUAGE
rem   ahunold   01/09/01 - checkin ADE

SET ECHO OFF

PROMPT
PROMPT specify password for OE as parameter 1:
```

```
DEFINE pass      = &1
PROMPT
PROMPT specify default tablespace for OE as parameter 2:
DEFINE tbs       = &2
PROMPT
PROMPT specify temporary tablespace for OE as parameter 3:
DEFINE ttbs      = &3
PROMPT
PROMPT specify password for HR as parameter 4:
DEFINE passhr    = &4
PROMPT
PROMPT specify password for SYS as parameter 5:
DEFINE pass_sys  = &5
PROMPT
PROMPT specify path for log files as parameter 6:
DEFINE log_path  = &6
PROMPT

-- The first dot in the spool command below is
-- the SQL*Plus concatenation character

DEFINE spool_file = &log_path.oe_oc_main.log
SPOOL &spool_file

-- Dropping the user with all its objects

DROP USER oe CASCADE;

REM =====
REM create user
REM
REM The user is assigned tablespaces and quota in separate
REM ALTER USER statements so that the CREATE USER statement
REM will succeed even if the demo and temp tablespaces do
REM not exist.
REM =====

CREATE USER oe IDENTIFIED BY &pass;

ALTER USER oe DEFAULT TABLESPACE &tbs QUOTA UNLIMITED ON &tbs;

ALTER USER oe TEMPORARY TABLESPACE &ttbs;

GRANT CONNECT TO oe;
GRANT RESOURCE TO oe;
```

```
GRANT CREATE MATERIALIZED VIEW TO oe;
GRANT QUERY REWRITE TO oe;

REM =====
REM grants from sys schema
REM =====

CONNECT sys/&pass_sys AS SYSDBA;
GRANT execute ON sys.doms_stats TO oe;

REM =====
REM grants from hr schema
REM =====

CONNECT hr/&passhr;
GRANT REFERENCES, SELECT ON employees TO oe;
GRANT REFERENCES, SELECT ON countries TO oe;
GRANT REFERENCES, SELECT ON locations TO oe;
GRANT SELECT ON jobs TO oe;
GRANT SELECT ON job_history TO oe;
GRANT SELECT ON departments TO oe;

REM =====
REM create oe schema (order entry)
REM =====

CONNECT oe/&pass
ALTER SESSION SET NLS_LANGUAGE=American;
ALTER SESSION SET NLS_TERRITORY=America;
@?/demo/schema/order_entry/oe_cre
@?/demo/schema/order_entry/oe_p_pi
@?/demo/schema/order_entry/oe_p_pd
@?/demo/schema/order_entry/oe_p_whs
@?/demo/schema/order_entry/oe_p_cus
@?/demo/schema/order_entry/oe_p_ord
@?/demo/schema/order_entry/oe_p_itm
@?/demo/schema/order_entry/oe_p_inv
@?/demo/schema/order_entry/oe_views
@?/demo/schema/order_entry/oe_comnt
@?/demo/schema/order_entry/oe_idx
@?/demo/schema/order_entry/oe_analz

@?/demo/schema/order_entry/oc_main
```

```
spool off
```

## oe\_views.sql

```
rem
rem Header: oe_views.sql 09-jan-01
rem
rem Copyright (c) 2001 Oracle Corporation. All rights reserved.
rem
rem Owner   : ahunold
rem
rem NAME
rem   oe_views.sql - OE Common Schema
rem
rem DESCRIPTION
rem   Create all views
rem
rem MODIFIED   (MM/DD/YY)
rem   ahunold   01/09/01 - checkin ADE

CREATE OR REPLACE VIEW products
AS
SELECT i.product_id
,      d.language_id
,      CASE WHEN d.language_id IS NOT NULL
            THEN d.translated_name
            ELSE TRANSLATE(i.product_name USING NCHAR_CS)
        END AS product_name
,      i.category_id
,      CASE WHEN d.language_id IS NOT NULL
            THEN d.translated_description
            ELSE TRANSLATE(i.product_description USING NCHAR_CS)
        END AS product_description
,      i.weight_class
,      i.warranty_period
,      i.supplier_id
,      i.product_status
,      i.list_price
,      i.min_price
,      i.catalog_url
FROM   product_information i
,      product_descriptions d
WHERE  d.product_id (+) = i.product_id
AND    d.language_id (+) = sys_context('USERENV','LANG');
```



```
REM =====
REM Create some inventory views
REM =====

CREATE OR REPLACE VIEW sydney_inventory
AS
SELECT p.product_id
,      p.product_name
,      i.quantity_on_hand
FROM   inventories i
,      warehouses w
,      products p
WHERE  p.product_id = i.product_id
AND    i.warehouse_id = w.warehouse_id
AND    w.warehouse_name = 'Sydney';

CREATE OR REPLACE VIEW bombay_inventory
AS
SELECT p.product_id
,      p.product_name
,      i.quantity_on_hand
FROM   inventories i
,      warehouses w
,      products p
WHERE  p.product_id = i.product_id
AND    i.warehouse_id = w.warehouse_id
AND    w.warehouse_name = 'Bombay';

CREATE OR REPLACE VIEW toronto_inventory
AS
SELECT p.product_id
,      p.product_name
,      i.quantity_on_hand
FROM   inventories i
,      warehouses w
,      products p
WHERE  p.product_id = i.product_id
AND    i.warehouse_id = w.warehouse_id
AND    w.warehouse_name = 'Toronto';

REM =====
REM Create product_prices view of product_information
REM columns to show view with a GROUP BY clause.
REM =====
```

```
CREATE OR REPLACE VIEW product_prices
AS
SELECT category_id
,      COUNT(*)          as "#_OF_PRODUCTS"
,      MIN(list_price) as low_price
,      MAX(list_price) as high_price
FROM   product_information
GROUP BY category_id;
```

## Product Media (PM) Schema Scripts

This section shows the PM schema scripts in alphabetical order.

### pm\_analz.sql

```
Rem
Rem $Header: pm_analz.sql 07-mar-2001.14:29:47 ahunold Exp $
Rem
Rem pm_analz.sql
Rem
Rem Copyright (c) Oracle Corporation 2001. All Rights Reserved.
Rem
Rem      NAME
Rem      pm_analz.sql - Gathering statistics for HR schema
Rem
Rem      DESCRIPTION
Rem      Staistics are used by the cost based optimizer to
Rem      choose the best physical access strategy
Rem
Rem      NOTES
Rem      Results can be viewed in columns of DBA_TABLES,
Rem      DBA_TAB_COLUMNS and such
Rem
Rem      MODIFIED   (MM/DD/YY)
Rem      ahunold    03/07/01 - Merged ahunold_hr_analz
Rem      ahunold    03/07/01 - Created
Rem

SET FEEDBACK 1
SET NUMWIDTH 10
SET LINESIZE 80
SET TRIMSPOOL ON
```

```

SET TAB OFF
SET PAGESIZE 100
SET ECHO ON

EXECUTE dbms_stats.gather_table_stats ('PM','ONLINE_MEDIA');

EXECUTE dbms_stats.gather_table_stats ('PM','PRINT_MEDIA');

```

## pm\_cre.sql

```

Rem
Rem $Header: pm_cre.sql 09-feb-2001.13:09:54 ahunold Exp $
Rem
Rem pm_cre.sql
Rem
Rem Copyright (c) Oracle Corporation 2001. All Rights Reserved.
Rem
Rem NAME
Rem pm_cre.sql - Table creation scripts
Rem
Rem DESCRIPTION
Rem PM is the Product Media schema of the Oracle 9i Sample
Rem Schemas
Rem
Rem NOTES
Rem The OIDs assigned for the object types are used to
Rem simplify the setup of Replication demos and are not needed
Rem in most unreplicated environments.
Rem
Rem MODIFIED (MM/DD/YY)
Rem ahunold 04/25/01 - OID
Rem ahunold 02/09/01 - new load method
Rem ahunold 02/05/01 - Created
Rem

REM =====
REM Create TYPE adheader_typ to hold different headers used in
REM advertisements, the header name, date of creation, header text, and
REM logo used. pm.print_media ad_header column has type adheader_typ.

CREATE TYPE adheader_typ
  OID '82A4AF6A4CCE656DE034080020E0EE3D'
  AS OBJECT

```

```

        ( header_name          VARCHAR2(256)
        , creation_date        DATE
        , header_text          VARCHAR2(1024)
        , logo                  BLOB
        );
    /

REM =====
REM Create TYPE textdoc_tab as a nested table for
REM advertisements stored in different formats. Document type can be pdf,
REM html,Word,Frame, ...
REM pm.print_media ad_textdocs_ntab column has type textdoc_tab.

CREATE TYPE textdoc_typ
    OID '82A4AF6A4CCF656DE034080020E0EE3D'
    AS OBJECT
        ( document_typ          VARCHAR2(32)
        , formatted_doc          BLOB
        ) ;
    /

CREATE TYPE textdoc_tab
    OID '82A4AF6A4CD0656DE034080020E0EE3D'
    AS TABLE OF textdoc_typ;
    /

REM =====
REM Create table online_media to hold media for the online catalog
REM or other marketing/training needs.
REM pm.online_media has a foreign key on product_id that references the
REM oe.product_information table. pm.online_media has a primary key on
REM product_id.

CREATE TABLE online_media
    ( product_id                NUMBER(6)
    , product_photo              ORDSYS.ORDImage
    , product_photo_signature    ORDSYS.ORDImageSignature
    , product_thumbnail          ORDSYS.ORDImage
    , product_video              ORDSYS.ORDVideo
    , product_audio              ORDSYS.ORDAudio
    , product_text               CLOB
    , product_testimonials       ORDSYS.ORDDoc
    ) ;

CREATE UNIQUE INDEX onlinemedia_pk
    ON online_media (product_id);

```

```
ALTER TABLE online_media
ADD ( CONSTRAINT onlinemedia_pk
      PRIMARY KEY (product_id)
      , CONSTRAINT loc_c_id_fk
          FOREIGN KEY (product_id)
          REFERENCES oe.product_information(product_id)
      ) ;

REM =====
REM Create table print_media to hold print advertising information.
REM pm.print_media has a foreign key on product_id that references the
REM oe.product_information table. pm.print_media has a primary key on
REM ad_id and product. pm.print_media references a nested table, ad_textdoc_
REM ntab, and
REM column object of type adheader_typ.

CREATE TABLE print_media
( product_id      NUMBER(6)
  , ad_id         NUMBER(6)
  , ad_composite  BLOB
  , ad_sourcetext CLOB
  , ad_finaltext  CLOB
  , ad_fltextn    NCLOB
  , ad_textdocs_ntab textdoc_tab
  , ad_photo      BLOB
  , ad_graphic    BFILE
  , ad_header     adheader_typ
  , press_release LONG
  ) NESTED TABLE ad_textdocs_ntab STORE AS textdocs_nestedtab;

CREATE UNIQUE INDEX printmedia_pk
ON print_media (product_id, ad_id);

ALTER TABLE print_media
ADD ( CONSTRAINT printmedia_pk
      PRIMARY KEY (product_id, ad_id)
      , CONSTRAINT printmedia_fk
          FOREIGN KEY (product_id)
          REFERENCES oe.product_information(product_id)
      ) ;

COMMIT;
```

## pm\_drop.sql

```
Rem
Rem $Header: sh_drop.sql 01-feb-2001.15:13:21 ahunold Exp $
Rem
Rem sh_drop.sql
Rem
Rem Copyright (c) Oracle Corporation 2001. All Rights Reserved.
Rem
Rem NAME
Rem sh_drop.sql - Drop database objects
Rem
Rem DESCRIPTION
Rem SH is the Sales History schema of the Oracle 9i Sample
Rem Schemas
Rem
Rem NOTES
Rem
Rem
Rem MODIFIED (MM/DD/YY)
Rem ahunold 02/01/02 - bug 2205497
Rem ahunold 09/14/00 - Created
Rem

REM drop all tables of schema

DROP TABLE online_media CASCADE CONSTRAINTS;
DROP TABLE print_media CASCADE CONSTRAINTS;

DROP TYPE textdoc_tab;

DROP TYPE adheader_typ;
DROP TYPE textdoc_typ;

COMMIT;
```

## pm\_main.sql

```
Rem
Rem $Header: pm_main.sql 29-aug-2001.09:13:23 ahunold Exp $
Rem
Rem pm_main.sql
Rem
Rem Copyright (c) 2001, Oracle Corporation. All rights reserved.
```

```
Rem
Rem NAME
Rem   pm_main.sql - Main schema creation and load script
Rem
Rem DESCRIPTION
Rem   PM is the Product Media schema of the Oracle 9i Sample
Rem   Schemas
Rem
Rem NOTES
Rem   1) use absolute pathnames as parameters 6.
Rem       UNIX: echo $ORACLE_HOME/demo/schema/product_media
Rem   2) there are hard-coded file names in the
Rem       data file pm_p_lob.dat. Should you want to create
Rem       and populate the PM Sample Schema from a location
Rem       other than the one chosen during installation, you
Rem       will have to edit this data file.
Rem   3) Run this as SYS or SYSTEM
Rem
Rem MODIFIED   (MM/DD/YY)
Rem   ahunold   08/28/01 - roles
Rem   ahunold   07/13/01 - NLS Territory
Rem   ahunold   04/23/01 - typo
Rem   ahunold   04/13/01 - concatenation, no @@
Rem   ahunold   04/10/01 - added parameters 7 and 8
Rem   ahunold   03/29/01 - notes, spool
Rem   ahunold   03/20/01 - no ALTER USER
Rem   ahunold   03/12/01 - prompts & directory
Rem   ahunold   03/07/01 - pm_analz.sql.
Rem   ahunold   02/20/01 - removing pm_p_ini and pm_code
Rem   ahunold   02/09/01 - password passing for pm_p_lob
Rem   ahunold   02/05/01 - Created
Rem
SET ECHO OFF

PROMPT
PROMPT specify password for PM as parameter 1:
DEFINE pass      = &1
PROMPT
PROMPT specify default tablespace for PM as parameter 2:
DEFINE tbs       = &2
PROMPT
PROMPT specify temporary tablespace for PM as parameter 3:
DEFINE ttbs      = &3
PROMPT
```

```

PROMPT specify password for OE as parameter 4:
DEFINE passoe = &4
PROMPT
PROMPT specify password for SYS as parameter 5:
DEFINE pass_sys = &5
PROMPT
PROMPT specify directory path for the PM data files as parameter 6:
DEFINE data_path = &6
PROMPT
PROMPT specify directory path for the PM load log files as parameter 7:
DEFINE log_path = &7
PROMPT
PROMPT specify work directory path as parameter 8:
DEFINE work_path = &8
PROMPT

-- The first dot in the spool command below is
-- the SQL*Plus concatenation character

DEFINE spool_file = &log_path.pm_main.log
SPOOL &spool_file

-- Dropping the user with all its objects

DROP USER pm CASCADE;

CREATE USER pm IDENTIFIED BY &pass;
ALTER USER pm DEFAULT TABLESPACE &tbs QUOTA UNLIMITED ON &tbs;
ALTER USER pm TEMPORARY TABLESPACE &ttbs;

GRANT CONNECT TO pm;
GRANT RESOURCE TO pm;
GRANT CREATE ANY DIRECTORY TO pm;

REM =====
REM grants from oe schema
REM =====

CONNECT oe/&passoe

GRANT REFERENCES, SELECT ON product_information TO pm;
GRANT SELECT ON order_items TO pm;
GRANT SELECT ON orders TO pm;
GRANT SELECT ON product_descriptions TO pm;
GRANT SELECT ON inventories TO pm;

```



```
GRANT SELECT ON customers TO pm;
GRANT SELECT ON warehouses TO pm;

REM =====
REM grants from sys schema
REM =====

CONNECT sys/&pass_sys AS SYSDBA;

GRANT execute ON sys.doms_stats TO pm;

CREATE OR REPLACE DIRECTORY media_dir AS '&data_path';

GRANT READ ON DIRECTORY media_dir TO PUBLIC WITH GRANT OPTION;

REM =====
REM create pm schema (product media)
REM =====

CONNECT pm/&pass

ALTER SESSION SET NLS_LANGUAGE=American;
ALTER SESSION SET NLS_TERRITORY=America;

@&data_path.pm_cre.sql -- create objects
@&data_path.pm_p_ord.sql -- load ORDSYS types

REM =====
REM use sqlldr to populate PRINT_MEDIA and its nested table
REM =====

@&data_path.pm_p_lob &pass &data_path &log_path &work_path

REM =====
REM finish
REM =====

@?/demo/schema/product_media/pm_analz -- gather statistics

spool off
```

## Queued Shipping (QS) Schema Scripts

This section shows the QS schema scripts in alphabetical order.

### qs\_adm.sql

```
Rem
Rem $Header: qs_adm.sql 26-feb-2001.16:50:49 ahunold Exp $
Rem
Rem qs_adm.sql
Rem
Rem Copyright (c) Oracle Corporation 2001. All Rights Reserved.
Rem
Rem NAME
Rem qs_adm.sql - Administration schema for QS schema group
Rem
Rem DESCRIPTION
Rem All object types are created in the qs_adm schema. All
Rem application schemas that host any propagation source
Rem queues are given the ENQUEUE_ANY system level privilege
Rem allowing the application schemas to enqueue to the
Rem destination queue.
Rem
Rem NOTES
Rem
Rem MODIFIED (MM/DD/YY)
Rem ahunold 02/26/01 - Merged ahunold_qs_filenames
Rem ahunold 02/26/01 - Created
Rem

CREATE OR REPLACE TYPE customer_typ AS OBJECT (
    customer_id NUMBER,
    name VARCHAR2(100),
    street VARCHAR2(100),
    city VARCHAR2(30),
    state VARCHAR2(2),
    zip NUMBER,
    country VARCHAR2(100));
/

CREATE OR REPLACE TYPE orderitem_typ AS OBJECT (
    line_item_id NUMBER,
    quantity NUMBER,
    unit_price NUMBER,
```

```
product_idNUMBER,
      subtotal      NUMBER);
/

CREATE OR REPLACE TYPE orderitemlist_vartyp AS VARRAY (20) OF ORDERITEM_TYP;
/

CREATE OR REPLACE TYPE order_typ AS OBJECT (
    orderno          NUMBER,
    status           VARCHAR2(30),
    ordertype        VARCHAR2(30),
    orderregion      VARCHAR2(30),
    customer         customer_typ,
    paymentmethod    VARCHAR2(30),
    items            orderitemlist_vartyp,
    total            NUMBER);
/

GRANT EXECUTE ON order_typ to QS;
GRANT EXECUTE ON orderitemlist_vartyp to QS;
GRANT EXECUTE ON orderitem_typ to QS;
GRANT EXECUTE ON customer_typ to QS;
execute dbms_aqadm.grant_system_privilege('ENQUEUE_ANY','QS',FALSE);

GRANT EXECUTE ON order_typ to QS_WS;
GRANT EXECUTE ON orderitemlist_vartyp to QS_WS;
GRANT EXECUTE ON orderitem_typ to QS_WS;
GRANT EXECUTE ON customer_typ to QS_WS;
execute dbms_aqadm.grant_system_privilege('ENQUEUE_ANY','QS_WS',FALSE);

GRANT EXECUTE ON order_typ to QS_ES;
GRANT EXECUTE ON orderitemlist_vartyp to QS_ES;
GRANT EXECUTE ON orderitem_typ to QS_ES;
GRANT EXECUTE ON customer_typ to QS_ES;
execute dbms_aqadm.grant_system_privilege('ENQUEUE_ANY','QS_ES',FALSE);

GRANT EXECUTE ON order_typ to QS_OS;
GRANT EXECUTE ON orderitemlist_vartyp to QS_OS;
GRANT EXECUTE ON orderitem_typ to QS_OS;
GRANT EXECUTE ON customer_typ to QS_OS;
execute dbms_aqadm.grant_system_privilege('ENQUEUE_ANY','QS_OS',FALSE);

GRANT EXECUTE ON order_typ to qs_cbadm;
GRANT EXECUTE ON orderitemlist_vartyp to qs_cbadm;
GRANT EXECUTE ON orderitem_typ to qs_cbadm;
```

```
GRANT EXECUTE ON customer_typ to qs_cbadm;

GRANT EXECUTE ON order_typ to QS_CB;
GRANT EXECUTE ON orderitemlist_vartyp to QS_CB;
GRANT EXECUTE ON orderitem_typ to QS_CB;
GRANT EXECUTE ON customer_typ to QS_CB;

GRANT EXECUTE ON order_typ to QS_CS;
GRANT EXECUTE ON orderitemlist_vartyp to QS_CS;
GRANT EXECUTE ON orderitem_typ to QS_CS;
GRANT EXECUTE ON customer_typ to QS_CS;

COMMIT;
```

## qs\_cbadm.sql

```
Rem
Rem $Header: qs_cbadm.sql 26-feb-2001.16:50:50 ahunold Exp $
Rem
Rem qs_cbadm.sql
Rem
Rem Copyright (c) Oracle Corporation 2001. All Rights Reserved.
Rem
Rem NAME
Rem qs_cbadm.sql - Customer Billing Administration schema
Rem
Rem DESCRIPTION
Rem The QS_CBADM schema belongs to the Queued Shipping
Rem (QS) schema group of the Oracle9i Sample Schemas
Rem
Rem NOTES
Rem
Rem MODIFIED (MM/DD/YY)
Rem ahunold 02/26/01 - Merged ahunold_qs_filenames
Rem ahunold 02/26/01 - Created
Rem

REM =====
REM create queue tables and queues
REM =====
BEGIN
  dbms_aqadm.create_queue_table(
    queue_table => 'QS_CBADM_orders_sqtab',
    comment =>
```

```

        'Customer Billing Single Consumer Orders queue table',
        queue_payload_type => 'QS_ADM.order_typ',
        compatible => '8.1');
dbms_aqadm.create_queue_table(
    queue_table => 'QS_CBADM_orders_mqtab',
    comment =>
        'Customer Billing Multi Consumer Service queue table',
    multiple_consumers => TRUE,
    queue_payload_type => 'QS_ADM.order_typ',
    compatible => '8.1');
dbms_aqadm.create_queue (
    queue_name          => 'QS_CBADM_shippedorders_q',
    queue_table         => 'QS_CBADM_orders_sqtab');

END;
/

REM =====
REM Grant dequeue privilege on the shopoeped orders queue to the Customer
Billing
Rem application.  The QS_CB application retrieves shipped orders (not billed
yet)
Rem from the shopoeped orders queue.
BEGIN
    dbms_aqadm.grant_queue_privilege(
        'DEQUEUE',
        'QS_CBADM_shippedorders_q',
        'QS_CB',
        FALSE);
END;
/

BEGIN
    dbms_aqadm.create_queue (
        queue_name          => 'QS_CBADM_billedorders_q',
        queue_table         => 'QS_CBADM_orders_mqtab');
END;
/

REM =====
REM Grant enqueue privilege on the billed orders queue to Customer Billing
Rem application.  The QS_CB application is allowed to put billed orders into
Rem this queue.
BEGIN
    dbms_aqadm.grant_queue_privilege(

```

```

        'ENQUEUE',
        'QS_CBADM_billedorders_q',
        'QS_CB',
        FALSE);
END;
/

DECLARE
    subscriber      sys.aq$_agent;
BEGIN
    /* Subscribe to the BILLING billed orders queue */
    subscriber := sys.aq$_agent(
        'BILLED_ORDER',
        'QS_CS.QS_CS_billedorders_que',
        null);
    dbms_aqadm.add_subscriber(
        queue_name => 'QS_CBADM.QS_CBADM_billedorders_q',
        subscriber => subscriber);
END;
/

COMMIT;

```

## qs\_cre.sql

```

Rem
Rem $Header: qs_cre.sql 01-feb-2001.15:13:21 ahunold Exp $
Rem
Rem qs_cre.sql
Rem
Rem Copyright (c) Oracle Corporation 2001. All Rights Reserved.
Rem
Rem      NAME
Rem      qs_cre.sql - Schema creation
Rem
Rem      DESCRIPTION
Rem      QS is the Queued Shipping schema of the Oracle 9i Sample
Rem      Schemas
Rem
Rem      NOTES
Rem
Rem      MODIFIED   (MM/DD/YY)
Rem      ahunold    02/05/01 - Created

```

```
Rem

REM =====
REM Create queue tables, queues for QS
REM =====
BEGIN
  dbms_aqadm.create_queue_table(
    queue_table => 'QS_orders_sqtab',
    comment => 'Order Entry Single Consumer Orders queue table',
    queue_payload_type => 'QS_ADM.order_typ',
    message_grouping => DBMS_AQADM.TRANSACTIONAL,
    compatible => '8.1',
    primary_instance => 1,
    secondary_instance => 2);
END;
/

REM =====
REM Create a priority queue table for QS
REM =====
BEGIN
  dbms_aqadm.create_queue_table(
    queue_table => 'QS_orders_pr_mqtab',
    sort_list => 'priority,enq_time',
    comment => 'Order Entry Priority MultiConsumer Orders queue table',
    multiple_consumers => TRUE,
    queue_payload_type => 'QS_ADM.order_typ',
    compatible => '8.1',
    primary_instance => 2,
    secondary_instance => 1);
END;
/

REM =====
REM Create a queue for New Orders for QS
REM =====
BEGIN
  dbms_aqadm.create_queue (
    queue_name           => 'QS_neworders_que',
    queue_table         => 'QS_orders_sqtab');
END;
/

REM =====
REM Create a queue for booked orders for QS
REM =====
```

```

BEGIN
dbms_aqadm.create_queue (
    queue_name          => 'QS_bookedorders_que',
    queue_table         => 'QS_orders_pr_mqtab');
END;
/

REM =====
REM  Create the multiconsumer nonpersistent queue in QS schema
REM  This queue is used by the conenction dispatcher to count
REM  the number of user connections to the QS application
REM =====
BEGIN
dbms_aqadm.create_np_queue(queue_name => 'LOGON_LOGOFF', multiple_consumers =>
TRUE);
END;
/

```

## qs\_cs.sql

```

Rem
Rem $Header: qs_cs.sql 26-feb-2001.16:50:50 ahunold Exp $
Rem
Rem qs_cs.sql
Rem
Rem Copyright (c) Oracle Corporation 2001. All Rights Reserved.
Rem
Rem NAME
Rem    qs_cs.sql - Creates Customer Service Shipping schema
Rem
Rem DESCRIPTION
Rem    The QS_CS schema belongs to the Queued Shipping
Rem    (QS) schema group of the Oracle9i Sample Schemas
Rem
Rem NOTES
Rem    Customer support tracks the state of the customer request
Rem    in the system.
Rem    At any point, customer request can be in one of the following states
Rem    A. BOOKED B. SHIPPED C. BACKED D. BILLED
Rem    Given the order number the customer support will return the state
Rem    the order is in. This state is maintained in the order_status_table
Rem
Rem    MODIFIED    (MM/DD/YY)

```



```

Rem      ahunold      02/26/01 - Merged ahunold_qs_filenames
Rem      ahunold      02/26/01 - Created from qs_cs_cre.sql
Rem

CREATE TABLE Order_Status_Table(customer_order      qs_adm.order_typ,
                                status              varchar2(30));

Rem Create queue tables, queues for Customer Service

begin
dbms_aqadm.create_queue_table(
    queue_table => 'QS_CS_order_status_qt',
    comment => 'Customer Status multi consumer queue table',
    multiple_consumers => TRUE,
    queue_payload_type => 'QS_ADM.order_typ',
    compatible => '8.1');

dbms_aqadm.create_queue (
    queue_name          => 'QS_CS_bookedorders_que',
    queue_table         => 'QS_CS_order_status_qt');

dbms_aqadm.create_queue (
    queue_name          => 'QS_CS_backorders_que',
    queue_table         => 'QS_CS_order_status_qt');

dbms_aqadm.create_queue (
    queue_name          => 'QS_CS_shippedorders_que',
    queue_table         => 'QS_CS_order_status_qt');

dbms_aqadm.create_queue (
    queue_name          => 'QS_CS_billedorders_que',
    queue_table         => 'QS_CS_order_status_qt');

end;
/

```

## qs\_drop.sql

```

Rem
Rem $Header: qs_drop.sql 01-feb-2001.15:13:21 ahunold Exp $
Rem
Rem qs_drop.sql
Rem

```

```

Rem Copyright (c) Oracle Corporation 2001. All Rights Reserved.
Rem
Rem NAME
Rem     qs_drop.sql - Cleanup and drop all QS related schemas
Rem
Rem DESCRIPTION
Rem     QS is the Queued Shipping schema of the Oracle 9i Sample
Rem     Schemas
Rem
Rem NOTES
Rem
Rem
Rem MODIFIED   (MM/DD/YY)
Rem ahunold    02/05/01 - Created
Rem

set echo on;
set serveroutput on;

CONNECT QS_ADM/&password_QS_ADM
execute dbms_aqadm.stop_queue(queue_name => 'QS.QS_neworders_que');
execute dbms_aqadm.stop_queue(queue_name => 'QS.QS_bookedorders_que');
execute dbms_aqadm.stop_queue(queue_name => 'QS.logon_logoff');
execute dbms_aqadm.stop_queue(queue_name => 'QS_WS.QS_WS_bookedorders_que');
execute dbms_aqadm.stop_queue(queue_name => 'QS_WS.QS_WS_shippedorders_que');
execute dbms_aqadm.stop_queue(queue_name => 'QS_WS.QS_WS_backorders_que');
execute dbms_aqadm.stop_queue(queue_name => 'QS_ES.QS_ES_bookedorders_que');
execute dbms_aqadm.stop_queue(queue_name => 'QS_ES.QS_ES_shippedorders_que');
execute dbms_aqadm.stop_queue(queue_name => 'QS_ES.QS_ES_backorders_que');
execute dbms_aqadm.stop_queue(queue_name => 'QS_OS.QS_OS_bookedorders_que');
execute dbms_aqadm.stop_queue(queue_name => 'QS_OS.QS_OS_shippedorders_que');
execute dbms_aqadm.stop_queue(queue_name => 'QS_OS.QS_OS_backorders_que');
execute dbms_aqadm.stop_queue(queue_name => 'QS_CS.QS_CS_bookedorders_que');
execute dbms_aqadm.stop_queue(queue_name => 'QS_CS.QS_CS_backorders_que');
execute dbms_aqadm.stop_queue(queue_name => 'QS_CS.QS_CS_shippedorders_que');
execute dbms_aqadm.stop_queue(queue_name => 'QS_CS.QS_CS_billedorders_que');

Rem Drop queue tables, queues for QS
Rem
CONNECT QS/&password_QS
begin
dbms_aqadm.drop_queue (
    queue_name           => 'QS_neworders_que');
end;
/

```

```
begin
dbms_aqadm.drop_queue (
    queue_name           => 'QS_bookedorders_que');
end;
/

begin
dbms_aqadm.drop_queue_table(
    queue_table => 'QS_orders_sqtab');
end;
/

Rem Create a priority queue table for QS
begin
dbms_aqadm.drop_queue_table(
    queue_table => 'QS_orders_pr_mqtab');
end;
/

CONNECT QS/&password_QS

Rem
Rem  Drop the multiconsumer nonpersistent queue in QS schema
Rem  This queue is used by the conenction dispatcher to count
Rem  the number of user connections to the QS application

execute dbms_aqadm.drop_queue(queue_name => 'LOGON_LOGOFF');

Rem Drop queue tables, queues for QS_WS Shipping
CONNECT QS_WS/&password_QS_WS

Rem Booked orders are stored in the priority queue table
begin
dbms_aqadm.drop_queue (
    queue_name           => 'QS_WS_bookedorders_que');
end;
/

Rem Shipped orders and back orders are stored in the FIFO queue table
begin
dbms_aqadm.drop_queue (
    queue_name           => 'QS_WS_shippedorders_que');
end;
/
```

```
begin
dbms_aqadm.drop_queue (
    queue_name          => 'QS_WS_backorders_que');
end;
/

Rem Drop queue table for QS_WS shipping
begin
dbms_aqadm.drop_queue_table(
    queue_table => 'QS_WS_orders_pr_mqtab');
end;
/

Rem Drop queue tables for QS_WS shipping
begin
dbms_aqadm.drop_queue_table(
    queue_table => 'QS_WS_orders_mqtab');
end;
/

Rem Drop queue tables, queues for QS_ES Shipping
CONNECT QS_ES/&password_QS_ES

Rem Booked orders are stored in the priority queue table
begin
dbms_aqadm.drop_queue (
    queue_name          => 'QS_ES_bookedorders_que');
end;
/

Rem Shipped orders and back orders are stored in the FIFO queue table
begin
dbms_aqadm.drop_queue (
    queue_name          => 'QS_ES_shippedorders_que');
end;
/

begin
dbms_aqadm.drop_queue (
    queue_name          => 'QS_ES_backorders_que');
end;
/

Rem Drop queue table for QS_ES shipping
```

```
begin
dbms_aqadm.drop_queue_table(
    queue_table => 'QS_ES_orders_mqtab');
end;
/

Rem Drop FIFO queue tables for QS_ES shipping
begin
dbms_aqadm.drop_queue_table(
    queue_table => 'QS_ES_orders_pr_mqtab');
end;
/

Rem Drop queue tables, queues for Overseas Shipping
CONNECT QS_OS/&password_QS_OS

Rem Booked orders are stored in the priority queue table
begin
dbms_aqadm.drop_queue (
    queue_name          => 'QS_OS_bookedorders_que');
end;
/

Rem Shipped orders and back orders are stored in the FIFO queue table
begin
dbms_aqadm.drop_queue (
    queue_name          => 'QS_OS_shippedorders_que');
end;
/

begin
dbms_aqadm.drop_queue (
    queue_name          => 'QS_OS_backorders_que');
end;
/

Rem Create a priority queue table for QS_OS shipping
begin
dbms_aqadm.drop_queue_table(
    queue_table => 'QS_OS_orders_pr_mqtab');
end;
/
```

```
Rem Create a FIFO queue tables for QS_OS shipping
begin
dbms_aqadm.drop_queue_table(
    queue_table => 'QS_OS_orders_mqtab');
end;
/

Rem Create queue tables, queues for Customer Billing
CONNECT QS_CBADM/&password_QS_CBADM

begin
dbms_aqadm.drop_queue (
    queue_name          => 'QS_CBADM_shippedorders_q');

end;
/

begin
dbms_aqadm.drop_queue (
    queue_name          => 'QS_CBADM_billedorders_q');

end;
/

begin
dbms_aqadm.drop_queue_table(
    queue_table => 'QS_CBADM_orders_sqtab', force => true);

dbms_aqadm.drop_queue_table(
    queue_table => 'QS_CBADM_orders_mqtab', force => true);

end;
/

CONNECT QS_CS/&password_QS_CS

DROP TABLE Order_Status_Table;

Rem Drop queue tables, queues for Customer Service

begin
dbms_aqadm.drop_queue (
    queue_name          => 'QS_CS_bookedorders_que');

dbms_aqadm.drop_queue (
    queue_name          => 'QS_CS_backorders_que');
```

```
dbms_aqadm.drop_queue (
    queue_name          => 'QS_CS_shippedorders_que');

dbms_aqadm.drop_queue (
    queue_name          => 'QS_CS_billedorders_que');

end;
/

begin
dbms_aqadm.drop_queue_table(
    queue_table => 'QS_CS_order_status_qt', force => true);
end;
/

CONNECT QS_ADM/&password_QS_ADM

Rem drop objects types

drop type order_typ;
drop type orderitemlist_vartyp;
drop type orderitem_typ;
drop type customer_typ;

Rem drop queue admin account and individual accounts for each application
Rem
CONNECT system/&password_SYSTEM
set serveroutput on;
set echo on;

drop user QS_ADM cascade;
drop user QS cascade;
drop user QS_WS cascade;
drop user QS_ES cascade;
drop user QS_OS cascade;
drop user QS_CBADM cascade;
drop user QS_CB cascade;
drop user QS_CS cascade;
```

## qs\_es.sql

```

Rem
Rem $Header: qs_es.sql 26-feb-2001.16:50:50 ahunold Exp $
Rem
Rem qs_es.sql
Rem
Rem Copyright (c) Oracle Corporation 2001. All Rights Reserved.
Rem
Rem NAME
Rem     qs_es.sql - Creates Eastern Shipping schema
Rem
Rem DESCRIPTION
Rem     The QS_ES schema belongs to the Queued Shipping
Rem     (QS) schema group of the Oracle9i Sample Schemas
Rem
Rem NOTES
Rem
Rem MODIFIED   (MM/DD/YY)
Rem ahunold    02/26/01 - Merged ahunold_qs_filenames
Rem ahunold    02/26/01 - Created from qs_es_cre.sql
Rem

REM =====
REM Create a priority queue table for QS_ES shipping
REM =====
BEGIN
    dbms_aqadm.create_queue_table(
        queue_table => 'QS_ES_orders_mqtab',
        comment =>
'East Shipping Multi Consumer Orders queue table',
        multiple_consumers => TRUE,
        queue_payload_type => 'QS_ADM.order_typ',
        compatible => '8.1');
END;
/

REM =====
REM Create a FIFO queue tables for QS_ES shipping
REM =====
BEGIN
    dbms_aqadm.create_queue_table(
        queue_table => 'QS_ES_orders_pr_mqtab',
        sort_list => 'priority,enq_time',
        comment =>

```



```

'East Shipping Priority Multi Consumer Orders queue table',
    multiple_consumers => TRUE,
    queue_payload_type => 'QS_ADM.order_typ',
    compatible => '8.1');

END;
/

REM =====
REM Booked orders are stored in the priority queue table
REM =====
BEGIN
    dlms_aqadm.create_queue (
        queue_name          => 'QS_ES_bookedorders_que',
        queue_table         => 'QS_ES_orders_mqtab');
END;
/

REM =====
REM Shipped orders and back orders are stored in the FIFO
REM queue table
REM =====
BEGIN
    dlms_aqadm.create_queue (
        queue_name          => 'QS_ES_shippedorders_que',
        queue_table         => 'QS_ES_orders_mqtab');
END;
/

BEGIN
    dlms_aqadm.create_queue (
        queue_name          => 'QS_ES_backorders_que',
        queue_table         => 'QS_ES_orders_mqtab');
END;
/

COMMIT;

```

## qs\_main.sql

```

Rem
Rem $Header: qs_main.sql 29-aug-2001.10:44:11 ahunold Exp $
Rem
Rem qs_main.sql

```

```
Rem
Rem Copyright (c) 2001, Oracle Corporation. All rights reserved.
Rem
Rem NAME
Rem     qs_main.sql - Main schema creation script
Rem
Rem DESCRIPTION
Rem     QS is the Queued Shipping schema of the Oracle 9i Sample
Rem     Schemas
Rem
Rem NOTES
Rem     Run as SYS or SYSTEM
Rem
Rem MODIFIED   (MM/DD/YY)
Rem ahunold    08/28/01 - roles
Rem ahunold    04/13/01 - spool, additional parameter
Rem ahunold    03/12/01 - prompts
Rem ahunold    02/26/01 - 8 char filenames
Rem ahunold    02/05/01 - Created
Rem

SET ECHO OFF

ALTER SESSION SET NLS_LANGUAGE=American;

PROMPT
PROMPT specify one password for the users QS,QS_ADM,QS_CBADM,
PROMPT QS_WS,QS_ES,QS_OS,QS_CS and QS_CB as parameter 1:
DEFINE pass      = &1
PROMPT
PROMPT specify default tablespace for QS as parameter 2:
DEFINE tbs       = &2
PROMPT
PROMPT specify temporary tablespace for QS as parameter 3:
DEFINE ttbs      = &3
PROMPT
PROMPT specify password for SYSTEM as parameter 4:
DEFINE master_pass = &4
PROMPT
PROMPT specify password for OE as parameter 5:
DEFINE passoe     = &5
PROMPT
PROMPT specify password for SYS as parameter 6:
DEFINE pass_sys   = &6
PROMPT
```

```
PROMPT specify log directory path as parameter 7:
DEFINE log_path = &7
PROMPT

DEFINE spool_file = &log_path.qs_main.log
SPOOL &spool_file

REM =====
REM cleanup section
REM =====

DROP USER qs_adm CASCADE;
DROP USER qs CASCADE;
DROP USER qs_ws CASCADE;
DROP USER qs_es CASCADE;
DROP USER qs_os CASCADE;
DROP USER qs_cbadm CASCADE;
DROP USER qs_cb CASCADE;
DROP USER qs_cs CASCADE;

REM =====
REM Start job_queue_processes to handle AQ propagation
REM =====

alter system set job_queue_processes=4;

REM =====
REM CREATE USERS
REM The user is assigned tablespaces and quota in separate
REM ALTER USER statements so that the CREATE USER statement
REM will succeed even if the &tbs and temp tablespaces do
REM not exist.
REM =====

REM =====
REM Create a common admin account for all Queued Shipping
REM applications
REM =====

CREATE USER qs_adm IDENTIFIED BY &pass;
ALTER USER qs_adm DEFAULT TABLESPACE &tbs QUOTA UNLIMITED ON &tbs;
ALTER USER qs_adm TEMPORARY TABLESPACE &ttbs;

REM ALTER USER qs_adm DEFAULT TABLESPACE &tbs QUOTA ON &tbs UNLIMITED;
REM ALTER USER qs_adm TEMPORARY TABLESPACE &ttbs;
```

```

GRANT CONNECT, RESOURCE TO qs_adm;
GRANT aq_administrator_role TO qs_adm;
GRANT EXECUTE ON dbms_aq TO qs_adm;
GRANT EXECUTE ON dbms_aqadm TO qs_adm;

REM =====
REM connected as sys to grant execute on dbms_lock
REM and connected again as system
REM =====

CONNECT sys/&pass_sys AS SYSDBA;
GRANT execute ON sys.dbms_stats TO qs_adm;
GRANT execute ON dbms_lock to qs_adm;

CONNECT system/&master_pass

execute dbms_aqadm.grant_system_privilege('ENQUEUE_ANY','qs_adm',FALSE);
execute dbms_aqadm.grant_system_privilege('DEQUEUE_ANY','qs_adm',FALSE);

REM =====
REM Create the application schemas and grant appropriate
REM permission to all schemas
REM =====

REM =====
REM Create Queued Shipping schemas
REM =====

CREATE USER qs IDENTIFIED BY &pass;
ALTER USER qs DEFAULT TABLESPACE &tbs QUOTA UNLIMITED ON &tbs;

ALTER USER qs TEMPORARY TABLESPACE &ttbs;

GRANT CONNECT, RESOURCE TO qs;
GRANT EXECUTE ON dbms_aq to qs;
GRANT EXECUTE ON dbms_aqadm to qs;

REM =====
REM Create an account for Western Region Shipping
REM =====

CREATE USER qs_ws IDENTIFIED BY &pass;
ALTER USER qs_ws DEFAULT TABLESPACE &tbs QUOTA UNLIMITED ON &tbs;

```

```
ALTER USER qs_ws TEMPORARY TABLESPACE &tbs;

GRANT CONNECT, RESOURCE TO qs_ws;
GRANT EXECUTE ON dbms_aq to qs_ws;
GRANT EXECUTE ON dbms_aqadm to qs_ws;

REM =====
REM Create an account for Eastern Region Shipping
REM =====

CREATE USER qs_es IDENTIFIED BY &pass;
ALTER USER qs_es DEFAULT TABLESPACE &tbs QUOTA UNLIMITED ON &tbs;

ALTER USER qs_es TEMPORARY TABLESPACE &tbs;

GRANT CONNECT, RESOURCE TO qs_es;
GRANT EXECUTE ON dbms_aq TO qs_es;
GRANT EXECUTE ON dbms_aqadm TO qs_es;

REM =====
REM Create an account for Overseas Shipping
REM =====

CREATE USER qs_os IDENTIFIED BY &pass;
ALTER USER qs_os DEFAULT TABLESPACE &tbs QUOTA UNLIMITED ON &tbs;

ALTER USER qs_os TEMPORARY TABLESPACE &tbs;

GRANT CONNECT, RESOURCE TO qs_os;
GRANT EXECUTE ON dbms_aq TO qs_os;
GRANT EXECUTE ON dbms_aqadm TO qs_os;

REM =====
REM Customer Billing, for security reason, has an admin
REM schema that hosts all the queue tables and an
REM application schema from where the application runs.
REM =====

CREATE USER qs_cbadm IDENTIFIED BY &pass;
ALTER USER qs_cbadm DEFAULT TABLESPACE &tbs QUOTA UNLIMITED ON &tbs;

ALTER USER qs_cbadm TEMPORARY TABLESPACE &tbs;

GRANT CONNECT, RESOURCE TO qs_cbadm;
GRANT EXECUTE ON dbms_aq to qs_cbadm;
```

```
GRANT EXECUTE ON dbms_aqadm to qs_cbadm;

REM =====
REM Create an account for Customer Billing
REM =====

CREATE USER qs_cb IDENTIFIED BY &pass;
ALTER USER qs_cb DEFAULT TABLESPACE &tbs QUOTA UNLIMITED ON &tbs;

ALTER USER qs_cb TEMPORARY TABLESPACE &ttbs;

GRANT CONNECT, RESOURCE TO qs_cb;
GRANT EXECUTE ON dbms_aq TO qs_cb;
GRANT EXECUTE ON dbms_aqadm TO qs_cb;

REM =====
REM Create an account for Customer Service
REM =====

CREATE USER qs_cs IDENTIFIED BY &pass;
ALTER USER qs_cs DEFAULT TABLESPACE &tbs QUOTA UNLIMITED ON &tbs;

ALTER USER qs_cs TEMPORARY TABLESPACE &ttbs;

GRANT CONNECT, RESOURCE TO qs_cs;
GRANT EXECUTE ON dbms_aq TO qs_cs;
GRANT EXECUTE ON dbms_aqadm TO qs_cs;

REM =====
REM Create objects
REM =====

REM =====
REM grants from oe schema to user qs_adm
REM =====

CONNECT oe/&passoe
GRANT REFERENCES, SELECT ON customers TO qs_adm;
GRANT REFERENCES, SELECT ON product_information TO qs_adm;

PROMPT calling qs_adm.sql ...
CONNECT qs_adm/&pass
@?/demo/schema/shipping/qs_adm

PROMPT calling qs_cre.sql ...
```

```
CONNECT qs/&pass;
@?/demo/schema/shipping/qs_cre

PROMPT calling qs_es.sql ...
CONNECT qs_es/&pass
@?/demo/schema/shipping/qs_es

PROMPT calling qs_ws.sql ...
CONNECT qs_ws/&pass
@?/demo/schema/shipping/qs_ws

PROMPT calling qs_os.sql ...
CONNECT qs_os/&pass
@?/demo/schema/shipping/qs_os

PROMPT calling qs_cbadm.sql ...
CONNECT qs_cbadm/&pass
@?/demo/schema/shipping/qs_cbadm

PROMPT calling qs_cs.sql ...
CONNECT qs_cs/&pass
@?/demo/schema/shipping/qs_cs

PROMPT calling qs_run.sql ...
CONNECT qs_adm/&pass
@?/demo/schema/shipping/qs_run

spool off
```

## qs\_os.sql

```
Rem
Rem $Header: qs_os.sql 26-feb-2001.16:50:51 ahunold Exp $
Rem
Rem qs_os.sql
Rem
Rem Copyright (c) Oracle Corporation 2001. All Rights Reserved.
Rem
Rem      NAME
Rem      qs_os.sql - Creates Overseas Shipping schema
Rem
Rem      DESCRIPTION
Rem      The QS_OS schema belongs to the Queued Shipping
Rem      (QS) schema group of the Oracle9i Sample Schemas
```

```

Rem
Rem  NOTES
Rem
Rem  MODIFIED   (MM/DD/YY)
Rem  ahunold    02/26/01 - Merged ahunold_qs_filenames
Rem  ahunold    02/26/01 - Created from qs_os_cre.sql
Rem
Rem

REM =====
REM Create a priority queue table for QS_OS shipping
REM =====
BEGIN
  dbms_aqadm.create_queue_table(
    queue_table => 'QS_OS_orders_pr_mqtab',
    sort_list => 'priority,enq_time',
    comment =>
      'Overseas Shipping Priority MultiConsumer Orders queue table',
    multiple_consumers => TRUE,
    queue_payload_type => 'QS_ADM.order_typ',
    compatible => '8.1');
END;
/

REM =====
REM Create a FIFO queue tables for QS_OS shipping
REM =====
BEGIN
  dbms_aqadm.create_queue_table(
    queue_table => 'QS_OS_orders_mqtab',
    comment =>
      'Overseas Shipping Multi Consumer Orders queue table',
    multiple_consumers => TRUE,
    queue_payload_type => 'QS_ADM.order_typ',
    compatible => '8.1');
END;
/

REM =====
REM Booked orders are stored in the priority queue table
REM =====
BEGIN
  dbms_aqadm.create_queue (
    queue_name          => 'QS_OS_bookedorders_que',
    queue_table         => 'QS_OS_orders_pr_mqtab');
END;

```



```

/

REM =====
REM Shipped orders and back orders are stored in the FIFO queue table
REM =====
BEGIN
  dbms_aqadm.create_queue (
    queue_name      => 'QS_OS_shippedorders_que',
    queue_table     => 'QS_OS_orders_mqtab');
END;
/

BEGIN
  dbms_aqadm.create_queue (
    queue_name      => 'QS_OS_backorders_que',
    queue_table     => 'QS_OS_orders_mqtab');
END;
/

COMMIT;

```

## qs\_run.sql

```

Rem
Rem $Header: qs_run.sql 01-feb-2001.15:13:21 ahunold Exp $
Rem
Rem qs_run.sql
Rem
Rem Copyright (c) Oracle Corporation 2001. All Rights Reserved.
Rem
Rem NAME
Rem   qs_run.sql - Create the application
Rem
Rem DESCRIPTION
Rem   QS is the Queued Shipping schema of the Oracle 9i Sample
Rem   Schemas
Rem
Rem NOTES
Rem
Rem
Rem MODIFIED   (MM/DD/YY)
Rem   ahunold   02/05/01 - Created
Rem

```

```

CREATE OR REPLACE TYPE simpleorder_typ AS OBJECT (
    orderno          NUMBER,
    statusVARCHAR2(30),
    ordertypeVARCHAR2(30),
    orderregionVARCHAR2(30),
    paymentmethodVARCHAR2(30),
    totalNUMBER);
/

CREATE OR REPLACE PACKAGE QS_Applications AS
    -- this procedure is called from the java front end to enqueue
    -- new orders
    PROCEDURE new_order_enq(simpleOrder IN simpleorder_typ,
        customer    IN customer_typ,
        items       IN orderitemlist_vartyp);

    PROCEDURE get_ship_notification(
        orderid IN number,
        status  OUT number,
        tracking_id OUT varchar2);

    -- move new orders from qs_neworders_que to qs_bookedorders_que.
    -- sets the shipping region
    PROCEDURE qs_move_orders;

    -- Each shipping region calls this shipping_app by providing the
    -- name of the consumer as an IN Parameter. This application movQS_ES
    -- the messages from bookedorder queuQS_ES to either shippedorder queue
    -- or backedorder queue based on the inventory information
    PROCEDURE shipping_app( consumer IN VARCHAR2);

    -- Move shipped orders from the shipped order queue to the billed
    -- order queue in the billing area
    PROCEDURE billing_app;

    PROCEDURE new_order_driver(QS_Ostart IN NUMBER, QS_Ostop IN NUMBER);

END QS_Applications;
/
show errors

```

```
CREATE OR REPLACE PACKAGE BODY QS_Applications AS

PROCEDURE new_order_enq(simpleOrder IN simpleorder_typ,
    customer IN customer_typ,
    items IN orderitemlist_vartyp) IS

    qs_enq_order_data      qs_adm.order_typ;
    enqopt                  dbms_aq.enqueue_options_t;
    msgprop                 dbms_aq.message_properties_t;
    enq_msgid               raw(16);
    itemlist                orderitemlist_vartyp;
    item                    orderitem_typ;

BEGIN

    -- form the book items object from items

    msgprop.correlation := simpleOrder.ordertype;

    qs_enq_order_data := qs_adm.order_typ(
simpleOrder.orderno,
simpleOrder.status,
simpleOrder.ordertype,
simpleOrder.orderregion,
customer,
simpleOrder.paymentmethod,
itemlist, simpleOrder.total);

    -- put the shipping priority into the message property
    -- before enqueueing the message.
    if (simpleOrder.ordertype = 'RUSH') then
msgprop.priority := 1;
    else
msgprop.priority := 2;
    end if;

    dbms_aq.enqueue('qs.qs_neworders_que', enqopt, msgprop,
qs_enq_order_data, enq_msgid);

    -- dbms_output.put_line('One order enqueued successfully');
    commit;

END new_order_enq;
```

```

PROCEDURE get_ship_notification(
    orderid IN number,
    status OUT number,
    tracking_id OUT varchar2) IS
    deqopt          dbms_aq.dequeue_options_t;
    mprop           dbms_aq.message_properties_t;
    deq_msgid       RAW(16);
    msg_data        RAW(80);
    no_messages     exception;
    pragma exception_init (no_messages, -25228);

BEGIN
    status := 0;

    deqopt.navigation := dbms_aq.FIRST_message;
    deqopt.wait := 10;
    deqopt.correlation := to_char(orderid);
    deqopt.consumer_name := 'ORDER_ENTRY';

    BEGIN
        dbms_aq.dequeue(
            queue_name => 'qs.qs_notification_que',
            dequeue_options => deqopt,
            message_properties => mprop,
            payload => msg_data,
            msgid => deq_msgid);

        status := 1;
        tracking_id := rawtohex(deq_msgid);
        commit;
    EXCEPTION
        WHEN no_messages THEN
            status := 0;
        WHEN OTHERS THEN
            RAISE;
    END;

END get_ship_notification;

PROCEDURE qs_move_orders IS

    new_orders      BOOLEAN := TRUE;
    dopt             dbms_aq.dequeue_options_t;

```

```

enqopt                dbms_aq.enqueue_options_t;
mprop                 dbms_aq.message_properties_t;
qs_deq_order_data    qs_adm.order_typ;
deq_msgid             RAW(16);
no_messages           exception;
pragma exception_init (no_messages, -25228);

begin

    --dopt.wait := DEMS_AQ.NO_WAIT;
    dopt.navigation := dbms_aq.FIRST_message;

    --while (new_orders) LOOP
    LOOP
    BEGIN
        dbms_aq.dequeue(
            queue_name => 'qs.qs_neworders_que',
            dequeue_options => dopt,
            message_properties => mprop,
            payload => qs_deq_order_data,
            msgid => deq_msgid);

        -- assign the shipping region
        if (qs_deq_order_data.customer.country NOT IN ('USA', 'US')) then
            --dbms_output.put_line('International shipment ... ');
            qs_deq_order_data.orderregion := 'INTERNATIONAL';
        else
            if (qs_deq_order_data.customer.state IN ('TX', 'Texas',
                'CA', 'California',
                'NV', 'Nevada')) then

                qs_deq_order_data.orderregion := 'WESTERN';
            --dbms_output.put_line('western shipment');
            else
                qs_deq_order_data.orderregion := 'EASTERN';
            --dbms_output.put_line('eastern shipment');
            end if;
            --dbms_output.put_line('Dequeuing a message ...');
            --dbms_output.put_line('Region is ' || qs_deq_order_data.orderregion);
            end if;

            -- change the order status to booked
            qs_deq_order_data.status := 'BOOKED';
        end if;
    end if;
end LOOP;

```

```

        -- enqueue into booked orders queue
        dbms_aq.enqueue(
queue_name => 'qs.qs_bookedorders_que',
enqueue_options => enqopt,
message_properties => mprop,
payload => qs_deq_order_data,
msgid => deq_msgid);

        commit;

        --      dopt.navigation := dbms_aq.NEXT_message;
EXCEPTION
        WHEN no_messages THEN
                new_orders := FALSE;
END;
        END LOOP;

END qs_move_orders;

PROCEDURE billing_app IS
        new_orders          BOOLEAN := TRUE;
        dopt                dbms_aq.dequeue_options_t;
        enqopt              dbms_aq.enqueue_options_t;
        mprop                dbms_aq.message_properties_t;
        deq_order_data      qs_adm.order_typ;
        deq_msgid            RAW(16);
        no_messages         exception;
        pragma exception_init (no_messages, -25228);

begin

        --dopt.wait := DEMS_AQ.NO_WAIT;
        dopt.navigation := dbms_aq.FIRST_message;
        dopt.consumer_name := 'CUSTOMER_BILLING';

        --while (new_orders) LOOP
        LOOP
                BEGIN
                        dbms_aq.dequeue(
                                queue_name => 'QS_CBADM.QS_CBADM_shippedorders_que',
                                dequeue_options => dopt,
                                message_properties => mprop,
                                payload => deq_order_data,
                                msgid => deq_msgid);

```

```

-- change the order status to billed
deq_order_data.status := 'BILLED';

-- enqueue into booked orders queue
dbms_aq.enqueue(
    queue_name => 'QS_CBADM.QS_CBADM_billedorders_que',
    enqueue_options => enqopt,
    message_properties => mprop,
    payload => deq_order_data,
    msgid => deq_msgid);

commit;

--      dopt.navigation := dbms_aq.NEXT_MESSAGE;
EXCEPTION
    WHEN no_messages THEN
        new_orders := FALSE;
END;
END LOOP;

END billing_app;

PROCEDURE shipping_app( consumer IN VARCHAR2) IS

    deq_msgid          RAW(16);
    dopt               dbms_aq.dequeue_options_t;
    enqopt             dbms_aq.enqueue_options_t;
    mprop              dbms_aq.message_properties_t;
    deq_order_data     qs_adm.order_typ;
    qname              varchar2(30);
    shipqname          varchar2(30);
    bookqname          varchar2(30);
    backqname          varchar2(30);
    notqname           varchar2(30);
    no_messages        exception;
    pragma exception_init (no_messages, -25228);
    new_orders         BOOLEAN := TRUE;
    is_backed          BOOLEAN := FALSE;
    is_avail           int;
    region             varchar2(30);

```

```

notify                BOOLEAN := FALSE;
not_enqopt            dbms_aq.enqueue_options_t;
not_mprop             dbms_aq.message_properties_t;
not_msg_data          RAW(80);
not_msgid             RAW(16);
ship_orderno          number;

begin

    dopt.consumer_name := consumer;
    --dopt.wait := DBMS_AQ.NO_WAIT;
    dopt.navigation := dbms_aq.FIRST_message;

    IF (consumer = 'West_Shipping') THEN
        qname          := 'QS_WS.QS_WS_bookedorders_que';
        shipqname      := 'QS_WS.QS_WS_shippedorders_que';
        backqname      := 'QS_WS.QS_WS_backorders_que';
            notqname    := 'QS_WS.QS_WS_notification_que';
            region     := 'WESTERN';
            notify     := TRUE;
    ELSIF (consumer = 'East_Shipping') THEN
        qname          := 'QS_ES.QS_ES_bookedorders_que';
        shipqname      := 'QS_ES.QS_ES_shippedorders_que';
        backqname      := 'QS_ES.QS_ES_backorders_que';
            notqname    := 'QS_ES.QS_ES_notification_que';
            region     := 'EASTERN';
            notify     := TRUE;
    ELSE
        qname          := 'QS_OS.QS_OS_bookedorders_que';
        shipqname      := 'QS_OS.QS_OS_shippedorders_que';
        backqname      := 'QS_OS.QS_OS_backorders_que';
            region     := 'INTERNATIONAL';
    END IF;

    --WHILE (new_orders) LOOP
    LOOP
    BEGIN
        is_backed := FALSE;
        dbms_aq.dequeue(
            queue_name => qname,
            dequeue_options => dopt,
            message_properties => mprop,
            payload => deq_order_data,
            msgid => deq_msgid);
    
```



```

        ship_ordermo := deq_order_data.ordermo;
        IF (notify = TRUE) THEN

            not_mprop.correlation := TO_CHAR(ship_ordermo);
            not_msg_data := hextoraw(to_char(ship_ordermo));
            dbms_aq.enqueue(
                queue_name => notqname,
                enqueue_options => not_enqopt,
                message_properties => not_mprop,
                payload => not_msg_data,
                msgid => not_msgid);

            END IF;

            deq_order_data.orderregion := region;

            -- check if all books in an order are available

            if (is_backed = FALSE) then
            -- change the status of the order to SHIPPED order
            deq_order_data.status := 'SHIPPED';
            dbms_aq.enqueue(
                queue_name => shipqname,
                enqueue_options => enqopt,
                message_properties => mprop,
                payload => deq_order_data,
                msgid => deq_msgid);
            end if;

            commit;
        EXCEPTION
            WHEN no_messages THEN
            new_orders := FALSE;
        END;
    END LOOP;
END shipping_app;

PROCEDURE new_order_driver(QS_Ostart IN NUMBER, QS_Ostop IN NUMBER) IS
    neworder          simpleorder_typ;
    customer          customer_typ;
    item              orderitem_typ;
    items             orderitemlist_vartyp;
    itc               number;
    iid               number;

```

```

        iprice                number;
        iquantity             number;
        ordertype             varchar2(30);
        order_date            date;
        custno                number;
        custid                number;
        custname              varchar2(100);
        cstreet               varchar2(100);
        ccity                 varchar2(30);
        cstate                varchar2(2);
        czip                  number;
        ccountry              varchar2(100);

BEGIN

    for i in QS_OStart .. QS_OStop loop

        if ((i MOD 20) = 0) THEN
            ordertype := 'RUSH';
        ELSE
            ordertype := 'NORMAL';
        end if;

        --          neworder.paymentmethod := 'MASTERCARD';

        select to_char(sysdate) into order_date from sys.dual;

        custid := i MOD 10;

        select cust_first_name, c.cust_address.street_address, c.cust_
address.city, c.cust_address.state_province, c.cust_address.postal_code, c.cust_
address.country_id into
            custname, cstreet, ccity, cstate,
            czip, ccountry
        from oe.customers c where customer_id = custid;

        select product_id, list_price into iid, iprice from oe.product_information where
product_id = i;

        item := orderitem_typ (1, 1, iprice, iid, iprice);
        items(1) := item;
        customer := Customer_typ(custid, custname, cstreet, ccity, cstate,
            czip, ccountry);
        neworder := simpleorder_typ(i, NULL, ordertype, NULL, 'MASTERCARD', iprice);
        new_order_eng(neworder, customer, items);
    end loop;
END;

```

```

        dbms_output.put_line('order processed' || neworder.orderno);

dbms_lock.sleep(10 - (i MOD 10));
    end loop;
END new_order_driver;

END QS_Applications;
/
show errors

grant execute on QS_Applications to qs;
grant execute on QS_Applications to QS_WS;
grant execute on QS_Applications to QS_ES;
grant execute on QS_Applications to QS_OS;
grant execute on QS_Applications to QS_CB;
grant execute on QS_Applications to QS_CBADM;

```

## qs\_ws.sql

```

Rem
Rem $Header: qs_ws.sql 26-feb-2001.16:50:51 ahunold Exp $
Rem
Rem qs_ws.sql
Rem
Rem Copyright (c) Oracle Corporation 2001. All Rights Reserved.
Rem
Rem      NAME
Rem      qs_ws.sql - Creates Western Shipping schema
Rem
Rem      DESCRIPTION
Rem      The QS_WS schema belongs to the Queued Shipping
Rem      (QS) schema group of the Oracle9i Sample Schemas
Rem
Rem      NOTES
Rem
Rem      MODIFIED      (MM/DD/YY)
Rem      ahunold      02/26/01 - Merged ahunold_qs_filenames
Rem      ahunold      02/26/01 - Created from qs_ws_cre.sql
Rem
Rem =====
Rem Create a priority queue table for QS_WS shipping
Rem =====

```

```

BEGIN
  dbms_aqadm.create_queue_table(
    queue_table => 'QS_WS_orders_pr_mqtab',
    sort_list => 'priority,eng_time',
    comment => 'West Shipping Priority MultiConsumer Orders queue table',
    multiple_consumers => TRUE,
    queue_payload_type => 'QS_ADM.order_typ',
    compatible => '8.1');
END;
/

REM =====
REM Create a FIFO queue tables for QS_WS shipping
REM =====
BEGIN
  dbms_aqadm.create_queue_table(
    queue_table => 'QS_WS_orders_mqtab',
    comment => 'West Shipping Multi Consumer Orders queue table',
    multiple_consumers => TRUE,
    queue_payload_type => 'QS_ADM.order_typ',
    compatible => '8.1');
END;
/

REM =====
REM Booked orders are stored in the priority queue table
REM =====
BEGIN
  dbms_aqadm.create_queue (
    queue_name          => 'QS_WS_bookedorders_que',
    queue_table         => 'QS_WS_orders_pr_mqtab');
END;
/

REM =====
REM Shipped orders and back orders are stored in the FIFO
REM queue table
REM =====
BEGIN
  dbms_aqadm.create_queue (
    queue_name          => 'QS_WS_shippedorders_que',
    queue_table         => 'QS_WS_orders_mqtab');
END;
/

```

```

BEGIN
dbms_aqadm.create_queue (
    queue_name           => 'QS_WS_backorders_que',
    queue_table          => 'QS_WS_orders_mqtab');
END;
/

REM =====
REM In order to test history, set retention to 1 DAY for
REM the queues in QS_WS
REM =====

BEGIN
    dbms_aqadm.alter_queue(
        queue_name => 'QS_WS_bookedorders_que',
        retention_time => 86400);
END;
/

BEGIN
    dbms_aqadm.alter_queue(
        queue_name => 'QS_WS_shippedorders_que',
        retention_time => 86400);
END;
/

BEGIN
    dbms_aqadm.alter_queue(
        queue_name => 'QS_WS_backorders_que',
        retention_time => 86400);
END;
/

REM =====
REM Create the queue subscribers
REM =====
DECLARE
    subscriber    sys.aq$_agent;
BEGIN
    /* Subscribe to the QS_WS back orders queue */
    subscriber := sys.aq$_agent(
        'BACK_ORDER',
        'QS_CS.QS_CS_backorders_que',
        null);
    dbms_aqadm.add_subscriber(

```

```
        queue_name => 'QS_WS.QS_WS_backorders_que',
        subscriber => subscriber);
END;
/

DECLARE
    subscriber      sys.aq$_agent;
BEGIN
    /* Subscribe to the QS_WS shipped orders queue */
    subscriber := sys.aq$_agent(
        'SHIPPED_ORDER',
        'QS_CS.QS_CS_shippedorders_que',
        null);
    dbms_aqadm.add_subscriber(
        queue_name => 'QS_WS.QS_WS_shippedorders_que',
        subscriber => subscriber);
END;
/

COMMIT;
```

## Sales History (SH) Schema Scripts

This section shows the SH schema scripts in alphabetical order.

### sh\_analz.sql

```
Rem
Rem $Header: sh_analz.sql 27-apr-2001.13:56:20 ahunold Exp $
Rem
Rem sh_analz.sql
Rem
Rem Copyright (c) Oracle Corporation 2001. All Rights Reserved.
Rem
Rem      NAME
Rem      sh_analz.sql - Gather statistics for SH schema
Rem
Rem      DESCRIPTION
Rem      SH is the Sales History schema of the Oracle 9i Sample
Rem      Schemas
Rem
Rem      NOTES
```

```

Rem      To avoid regression test differences, COMPUTE
Rem      statistics are gathered.
Rem
Rem      It is not recommended to use the estimate_percent
Rem      parameter for larger data volumes. For example:
Rem      EXECUTE dbms_stats.gather_schema_stats( -
Rem          'SH'                                ,      -
Rem          granularity => 'ALL'                 ,      -
Rem          cascade => TRUE                      ,      -
Rem          estimate_percent => 20              ,      -
Rem          block_sample => TRUE                 );
Rem
Rem
Rem      MODIFIED      (MM/DD/YY)
Rem      ahunold      04/27/01 - COMPUTE
Rem      hbaer        01/29/01 - Created
Rem
EXECUTE dbms_stats.gather_schema_stats(-
'SH',-
granularity => 'ALL',-
cascade => TRUE,-
block_sample => TRUE);

```

## sh\_comnt.sql

```

Rem
Rem $Header: sh_comnt.sql 01-feb-2001.15:13:21 ahunold Exp $
Rem
Rem sh_comnt.sql
Rem
Rem Copyright (c) Oracle Corporation 2001. All Rights Reserved.
Rem
Rem      NAME
Rem      sh_comnt.sql - Populates the countries and channel table
Rem
Rem      DESCRIPTION
Rem      SH is the Sales History schema of the Oracle 9i Sample
Rem      Schemas
Rem
Rem      NOTES
Rem
Rem

```

```
Rem    MODIFIED    (MM/DD/YY)
Rem    hbaer       01/29/01 - Created
Rem

COMMENT ON TABLE times
IS 'Time dimension table to support multiple hierarchies and materialized
views';

COMMENT ON COLUMN times.time_id
IS 'primary key; day date, finest granularity, CORRECT ORDER';

COMMENT ON COLUMN times.day_name
IS 'Monday to Sunday, repeating';

COMMENT ON COLUMN times.day_number_in_week
IS '1 to 7, repeating';

COMMENT ON COLUMN times.day_number_in_month
IS '1 to 31, repeating';

COMMENT ON COLUMN times.calendar_week_number
IS '1 to 53, repeating';

COMMENT ON COLUMN times.fiscal_week_number
IS '1 to 53, repeating';

COMMENT ON COLUMN times.week_ending_day
IS 'date of last day in week, CORRECT ORDER';

COMMENT ON COLUMN times.calendar_month_number
IS '1 to 12, repeating';

COMMENT ON COLUMN times.fiscal_month_number
IS '1 to 12, repeating';

COMMENT ON COLUMN times.calendar_month_desc
IS 'e.g. 1998-01, CORRECT ORDER';

COMMENT ON COLUMN times.fiscal_month_desc
IS 'e.g. 1998-01, CORRECT ORDER';

COMMENT ON COLUMN times.calendar_month_name
IS 'January to December, repeating';

COMMENT ON COLUMN times.fiscal_month_name
```



```
IS 'January to December, repeating';

COMMENT ON COLUMN times.calendar_quarter_desc
IS 'e.g. 1998-Q1, CORRECT ORDER';

COMMENT ON COLUMN times.fiscal_quarter_desc
IS 'e.g. 1999-Q3, CORRECT ORDER';

COMMENT ON COLUMN times.calendar_quarter_number
IS '1 to 4, repeating';

COMMENT ON COLUMN times.fiscal_quarter_number
IS '1 to 4, repeating';

COMMENT ON COLUMN times.calendar_year
IS 'e.g. 1999, CORRECT ORDER';

COMMENT ON COLUMN times.fiscal_year
IS 'e.g. 1999, CORRECT ORDER';

COMMENT ON COLUMN times.days_in_cal_month
IS 'e.g. 28,31, repeating';

COMMENT ON COLUMN times.days_in_fis_month
IS 'e.g. 25,32, repeating';

COMMENT ON COLUMN times.days_in_cal_quarter
IS 'e.g. 88,90, repeating';

COMMENT ON COLUMN times.days_in_fis_quarter
IS 'e.g. 88,90, repeating';

COMMENT ON COLUMN times.days_in_cal_year
IS '365,366 repeating';

COMMENT ON COLUMN times.days_in_fis_year
IS 'e.g. 355,364, repeating';

COMMENT ON COLUMN times.end_of_cal_month
IS 'last day of calendar month';

COMMENT ON COLUMN times.end_of_fis_month
IS 'last day of fiscal month';

COMMENT ON COLUMN times.end_of_cal_quarter
```

```
IS 'last day of calendar quarter';

COMMENT ON COLUMN times.end_of_fis_quarter
IS 'last day of fiscal quarter';

COMMENT ON COLUMN times.end_of_cal_year
IS 'last day of cal year';

COMMENT ON COLUMN times.end_of_fis_year
IS 'last day of fiscal year';

rem =====

COMMENT ON TABLE channels
IS 'small dimension table';

COMMENT ON COLUMN channels.channel_id
IS 'primary key column';

COMMENT ON COLUMN channels.channel_desc
IS 'e.g. telesales, internet, catalog';

COMMENT ON COLUMN channels.channel_class
IS 'e.g. direct, indirect';

rem =====

COMMENT ON TABLE promotions
IS 'dimension table without a PK-FK relationship with the facts table, to show
outer join functionality';

COMMENT ON COLUMN promotions.promo_id
IS 'primary key column';

COMMENT ON COLUMN promotions.promo_name
IS 'promotion description';

COMMENT ON COLUMN promotions.promo_subcategory
IS 'enables to investigate promotion hierarchies';

COMMENT ON COLUMN promotions.promo_category
IS 'promotion category';

COMMENT ON COLUMN promotions.promo_cost
IS 'promotion cost, to do promotion effect calculations';
```

```
COMMENT ON COLUMN promotions.promo_begin_date
IS 'promotion begin day';

COMMENT ON COLUMN promotions.promo_end_date
IS 'promotion end day';

rem =====

COMMENT ON TABLE countries
IS 'country dimension table (snowflake)';

COMMENT ON COLUMN countries.country_id
IS 'primary key';

COMMENT ON COLUMN countries.country_name
IS 'country name';

COMMENT ON COLUMN countries.country_subregion
IS 'e.g. Western Europe, to allow hierarchies';

COMMENT ON COLUMN countries.country_region
IS 'e.g. Europe, Asia';

rem =====

COMMENT ON TABLE products
IS 'dimension table';

COMMENT ON COLUMN products.prod_id
IS 'primary key';

COMMENT ON COLUMN products.prod_name
IS 'product name';

COMMENT ON COLUMN products.prod_desc
IS 'product description';

COMMENT ON COLUMN products.prod_subcategory
IS 'product subcategory';

COMMENT ON COLUMN products.prod_subcat_desc
IS 'product subcategory description';

COMMENT ON COLUMN products.prod_category
```

```
IS 'product category';

COMMENT ON COLUMN products.prod_cat_desc
IS 'product category description';

COMMENT ON COLUMN products.prod_weight_class
IS 'product weight class';

COMMENT ON COLUMN products.prod_unit_of_measure
IS 'product unit of measure';

COMMENT ON COLUMN products.prod_pack_size
IS 'product package size';

COMMENT ON COLUMN products.supplier_id
IS 'this column';

COMMENT ON COLUMN products.prod_status
IS 'product status';

COMMENT ON COLUMN products.prod_list_price
IS 'product list price';

COMMENT ON COLUMN products.prod_min_price
IS 'product minimum price';

rem =====

COMMENT ON TABLE customers
IS 'dimension table';

COMMENT ON COLUMN customers.cust_id
IS 'primary key';

COMMENT ON COLUMN customers.cust_first_name
IS 'first name of the customer';

COMMENT ON COLUMN customers.cust_last_name
IS 'last name of the customer';

COMMENT ON COLUMN customers.cust_gender
IS 'gender; low cardinality attribute';

COMMENT ON COLUMN customers.cust_year_of_birth
IS 'customer year of birth';
```

```
COMMENT ON COLUMN customers.cust_marital_status
IS 'customer marital status; low cardinality attribute';

COMMENT ON COLUMN customers.cust_street_address
IS 'customer street address';

COMMENT ON COLUMN customers.cust_postal_code
IS 'postal code of the customer';

COMMENT ON COLUMN customers.cust_city
IS 'city where the customer lives';

COMMENT ON COLUMN customers.cust_state_province
IS 'customer geography: state or province';

COMMENT ON COLUMN customers.cust_main_phone_number
IS 'customer main phone number';

COMMENT ON COLUMN customers.cust_income_level
IS 'customer income level';

COMMENT ON COLUMN customers.cust_credit_limit
IS 'customer credit limit';

COMMENT ON COLUMN customers.cust_email
IS 'customer email id';

COMMENT ON COLUMN customers.country_id
IS 'foreign key to the countries table (snowflake)';

rem =====

COMMENT ON TABLE sales
IS 'facts table, without a primary key; all rows are uniquely identified by the
combination of all foreign keys';

COMMENT ON COLUMN sales.prod_id
IS 'FK to the products dimension table';

COMMENT ON COLUMN sales.cust_id
IS 'FK to the customers dimension table';

COMMENT ON COLUMN sales.time_id
IS 'FK to the times dimension table';
```

```
COMMENT ON COLUMN sales.channel_id
IS 'FK to the channels dimension table';

COMMENT ON COLUMN sales.promo_id
IS 'promotion identifier, without FK constraint (intentionally) to show outer
join optimization';

COMMENT ON COLUMN sales.quantity_sold
IS 'product quantity sold with the transaction';

COMMENT ON COLUMN sales.amount_sold
IS 'invoiced amount to the customer';
```

## sh\_cons.sql

```
Rem
Rem $Header: sh_cons.sql 01-feb-2001.15:13:21 ahunold Exp $
Rem
Rem sh_cons.sql
Rem
Rem Copyright (c) Oracle Corporation 2001. All Rights Reserved.
Rem
Rem NAME
Rem sh_cons.sql - Define constraints
Rem
Rem DESCRIPTION
Rem SH is the Sales History schema of the Oracle 9i Sample
Rem Schemas
Rem
Rem NOTES
Rem
Rem
Rem MODIFIED (MM/DD/YY)
Rem hbaer 01/29/01 - Created
Rem

ALTER TABLE sales MODIFY CONSTRAINT sales_product_fk ENABLE NOVALIDATE;
ALTER TABLE sales MODIFY CONSTRAINT sales_customer_fk ENABLE NOVALIDATE;
ALTER TABLE sales MODIFY CONSTRAINT sales_time_fk ENABLE NOVALIDATE;
ALTER TABLE sales MODIFY CONSTRAINT sales_channel_fk ENABLE NOVALIDATE;
ALTER TABLE sales MODIFY CONSTRAINT sales_promo_fk ENABLE NOVALIDATE;
ALTER TABLE costs MODIFY CONSTRAINT costs_time_fk ENABLE NOVALIDATE;
ALTER TABLE costs MODIFY CONSTRAINT costs_product_fk ENABLE NOVALIDATE;
```

**sh\_cre.sql**

```

REM
REM $Header: sh_cre.sql 04-sep-2001.09:40:37 ahunold Exp $
REM
REM sh_cre.sql
REM
REM Copyright (c) 2001, Oracle Corporation. All rights reserved.
REM
REM      NAME
REM      sh_cre.sql - Create database objects
REM
REM      DESCRIPTION
REM      SH is the Sales History schema of the Oracle 9i Sample
REM      Schemas
REM
REM      NOTES
REM      Prerequisite: Enterprise Edition with Partitioning Option
REM      installed
REM
REM      MODIFIED      (MM/DD/YY)
REM      ahunold      09/04/01 - .
REM      ahunold      08/16/01 - added partitions
REM      hbaer        01/29/01 - Created
REM
REM
REM TABLE TIMES attribute definitions and examples
REM since most of the attributes are CHARACTER values, a correct time based
REM order CANNOT be guaranteed for all of them. The ones where this is guaranteed
REM are marked accordingly
REM for correct time based ordering the VARCHAR2() attributes have to be
REM converted
REM with the appropriate TO_DATE() function
REM      time_id              /* day date, finest granularity, CORRECT
ORDER */
REM      day_name              /* Monday to Sunday, repeating */
REM      day_number_in_week    /* 1 to 7, repeating */
REM      day_number_in_month   /* 1 to 31, repeating */
REM      calendar_week_number  /* 1 to 53, repeating */
REM      fiscal_week_number    /* 1 to 53, repeating */
REM      week_ending_day       /* date of last day in week, CORRECT ORDER
*/

```

```

REM    calendar_month_number    /* 1 to 12, repeating */
REM    fiscal_month_number      /* 1 to 12, repeating */
REM    calendar_month_desc      /* e.g. 1998-01, CORRECT ORDER */
REM    fiscal_month_desc        /* e.g. 1998-01, CORRECT ORDER */
REM    calendar_month_name      /* January to December, repeating */
REM    fiscal_month_name        /* January to December, repeating */
REM    calendar_quarter_desc     /* e.g. 1998-Q1, CORRECT ORDER */
REM    fiscal_quarter_desc      /* e.g. 1999-Q3, CORRECT ORDER */
REM    calendar_quarter_number  /* 1 to 4, repeating */
REM    fiscal_quarter_number    /* 1 to 4, repeating */
REM    calendar_year            /* e.g. 1999, CORRECT ORDER */
REM    fiscal_year              /* e.g. 1999, CORRECT ORDER */
REM    days_in_cal_month        /* e.g. 28,31, repeating */
REM    days_in_fis_month        /* e.g. 25,32, repeating */
REM    days_in_cal_quarter      /* e.g. 88,90, repeating */
REM    days_in_fis_quarter      /* e.g. 88,90, repeating */
REM    days_in_cal_year         /* 365,366 repeating */
REM    days_in_fis_year         /* e.g. 355,364, repeating */
REM    end_of_cal_month         /* last day of cal month */
REM    end_of_fis_month         /* last day of fiscal month */
REM    end_of_cal_quarte       /* last day of cal quarter */
REM    end_of_fis_quarter      /* last day of fiscal quarter */
REM    end_of_cal_year          /* last day of cal year */
REM    end_of_fis_year          /* last day of fiscal year */

```

REM creation of dimension table TIMES ...

```

CREATE TABLE times
(
    time_id            DATE
, day_name            VARCHAR2(9)
    CONSTRAINT        tim_day_name_nn        NOT NULL
, day_number_in_week NUMBER(1)
    CONSTRAINT        tim_day_in_week_nn     NOT NULL
, day_number_in_month NUMBER(2)
    CONSTRAINT        tim_day_in_month_nn    NOT NULL
, calendar_week_number NUMBER(2)
    CONSTRAINT        tim_cal_week_nn       NOT NULL
, fiscal_week_number  NUMBER(2)
    CONSTRAINT        tim_fis_week_nn       NOT NULL
, week_ending_day     DATE
    CONSTRAINT        tim_week_ending_day_nn NOT NULL
, calendar_month_number NUMBER(2)
    CONSTRAINT        tim_cal_month_number_nn NOT NULL
, fiscal_month_number  NUMBER(2)
    CONSTRAINT        tim_fis_month_number_nn NOT NULL

```



```

, calendar_month_desc    VARCHAR2(8)
  CONSTRAINT            tim_cal_month_desc_nn    NOT NULL
, fiscal_month_desc     VARCHAR2(8)
  CONSTRAINT            tim_fis_month_desc_nn    NOT NULL
, days_in_cal_month     NUMBER
  CONSTRAINT            tim_days_cal_month_nn    NOT NULL
, days_in_fis_month     NUMBER
  CONSTRAINT            tim_days_fis_month_nn    NOT NULL
, end_of_cal_month      DATE
  CONSTRAINT            tim_end_of_cal_month_nn  NOT NULL
, end_of_fis_month      DATE
  CONSTRAINT            tim_end_of_fis_month_nn  NOT NULL
, calendar_month_name   VARCHAR2(9)
  CONSTRAINT            tim_cal_month_name_nn    NOT NULL
, fiscal_month_name     VARCHAR2(9)
  CONSTRAINT            tim_fis_month_name_nn    NOT NULL
, calendar_quarter_desc CHAR(7)
  CONSTRAINT            tim_cal_quarter_desc_nn  NOT NULL
, fiscal_quarter_desc   CHAR(7)
  CONSTRAINT            tim_fis_quarter_desc_nn  NOT NULL
, days_in_cal_quarter   NUMBER
  CONSTRAINT            tim_days_cal_quarter_nn  NOT NULL
, days_in_fis_quarter   NUMBER
  CONSTRAINT            tim_days_fis_quarter_nn  NOT NULL
, end_of_cal_quarter    DATE
  CONSTRAINT            tim_end_of_cal_quarter_nn NOT NULL
, end_of_fis_quarter    DATE
  CONSTRAINT            tim_end_of_fis_quarter_nn NOT NULL
, calendar_quarter_number NUMBER(1)
  CONSTRAINT            tim_cal_quarter_number_nn NOT NULL
, fiscal_quarter_number NUMBER(1)
  CONSTRAINT            tim_fis_quarter_number_nn NOT NULL
, calendar_year         NUMBER(4)
  CONSTRAINT            tim_cal_year_nn          NOT NULL
, fiscal_year           NUMBER(4)
  CONSTRAINT            tim_fis_year_nn          NOT NULL
, days_in_cal_year      NUMBER
  CONSTRAINT            tim_days_cal_year_nn     NOT NULL
, days_in_fis_year      NUMBER
  CONSTRAINT            tim_days_fis_year_nn     NOT NULL
, end_of_cal_year       DATE
  CONSTRAINT            tim_end_of_cal_year_nn   NOT NULL
, end_of_fis_year       DATE
  CONSTRAINT            tim_end_of_fis_year_nn   NOT NULL
)

```

```
PCTFREE 5;

CREATE UNIQUE INDEX time_pk
ON times (time_id) ;

ALTER TABLE times
ADD ( CONSTRAINT time_pk
      PRIMARY KEY (time_id) RELY ENABLE VALIDATE
    ) ;

REM creation of dimension table CHANNELS ...
CREATE TABLE channels
( channel_id      CHAR(1)
  , channel_desc  VARCHAR2(20)
      CONSTRAINT chan_desc_nn NOT NULL
  , channel_class VARCHAR2(20)
)
PCTFREE 5;

CREATE UNIQUE INDEX chan_pk
ON channels (channel_id) ;

ALTER TABLE channels
ADD ( CONSTRAINT chan_pk
      PRIMARY KEY (channel_id) RELY ENABLE VALIDATE
    ) ;

REM creation of dimension table PROMOTIONS ...
CREATE TABLE promotions
( promo_id        NUMBER(6)
  , promo_name     VARCHAR2(20)
      CONSTRAINT promo_name_nn      NOT NULL
  , promo_subcategory VARCHAR2(30)
      CONSTRAINT promo_subcat_nn    NOT NULL
  , promo_category VARCHAR2(30)
      CONSTRAINT promo_cat_nn       NOT NULL
  , promo_cost     NUMBER(10,2)
      CONSTRAINT promo_cost_nn      NOT NULL
  , promo_begin_date DATE
      CONSTRAINT promo_begin_date_nn NOT NULL
  , promo_end_date DATE
      CONSTRAINT promo_end_date_nn  NOT NULL
)
PCTFREE 5;
```

```
CREATE UNIQUE INDEX promo_pk
ON promotions (promo_id) ;

ALTER TABLE promotions
ADD ( CONSTRAINT promo_pk
      PRIMARY KEY (promo_id) RELY ENABLE VALIDATE
    ) ;

REM creation of dimension table COUNTRIES ...
CREATE TABLE countries
( country_id          CHAR(2)
, country_name       VARCHAR2(40)
  CONSTRAINT          country_country_name_nn NOT NULL
, country_subregion VARCHAR2(30)
, country_region     VARCHAR2(20)
)
PCTFREE 5;

ALTER TABLE countries
ADD ( CONSTRAINT country_pk
      PRIMARY KEY (country_id) RELY ENABLE VALIDATE
    ) ;

REM creation of dimension table CUSTOMERS ...
CREATE TABLE customers
( cust_id            NUMBER
, cust_first_name   VARCHAR2(20)
  CONSTRAINT         customer_fname_nn NOT NULL
, cust_last_name    VARCHAR2(40)
  CONSTRAINT         customer_lname_nn NOT NULL
, cust_gender       CHAR(1)
, cust_year_of_birth NUMBER(4)
, cust_marital_status VARCHAR2(20)
, cust_street_address VARCHAR2(40)
  CONSTRAINT         customer_st_addr_nn NOT NULL
, cust_postal_code  VARCHAR2(10)
  CONSTRAINT         customer_pcode_nn NOT NULL
, cust_city         VARCHAR2(30)
  CONSTRAINT         customer_city_nn NOT NULL
, cust_state_province VARCHAR2(40)
, country_id        CHAR(2)
  CONSTRAINT         customer_country_id_nn NOT NULL
, cust_main_phone_number VARCHAR2(25)
, cust_income_level VARCHAR2(30)
```

```
        , cust_credit_limit      NUMBER
        , cust_email            VARCHAR2(30)
    )
PCTFREE 5;

CREATE UNIQUE INDEX customers_pk
    ON customers (cust_id) ;

ALTER TABLE customers
ADD ( CONSTRAINT customers_pk
    PRIMARY KEY (cust_id) RELY ENABLE VALIDATE
    ) ;

ALTER TABLE customers
ADD ( CONSTRAINT customers_country_fk
    FOREIGN KEY (country_id) REFERENCES countries(country_id)
    RELY ENABLE VALIDATE);

REM creation of dimension table PRODUCTS ...
CREATE TABLE products
    ( prod_id          NUMBER(6)
    , prod_name        VARCHAR2(50)
    CONSTRAINT products_prod_name_nn NOT NULL
    , prod_desc        VARCHAR2(4000)
    CONSTRAINT products_prod_desc_nn NOT NULL
    , prod_subcategory VARCHAR2(50)
    CONSTRAINT products_prod_subcat_nn NOT NULL
    , prod_subcat_desc VARCHAR2(2000)
    CONSTRAINT products_prod_subcatd_nn NOT NULL
    , prod_category    VARCHAR2(50)
    CONSTRAINT products_prod_cat_nn NOT NULL
    , prod_cat_desc    VARCHAR2(2000)
    CONSTRAINT products_prod_catd_nn NOT NULL
    , prod_weight_class NUMBER(2)
    , prod_unit_of_measure VARCHAR2(20)
    , prod_pack_size   VARCHAR2(30)
    , supplier_id      NUMBER(6)
    , prod_status      VARCHAR2(20)
    CONSTRAINT products_prod_stat_nn NOT NULL
    , prod_list_price  NUMBER(8,2)
    CONSTRAINT products_prod_list_price_nn NOT NULL
    , prod_min_price   NUMBER(8,2)
    CONSTRAINT products_prod_min_price_nn NOT NULL
    )
PCTFREE 5;
```

```

CREATE UNIQUE INDEX products_pk
  ON products (prod_id) ;

ALTER TABLE products
ADD ( CONSTRAINT products_pk
      PRIMARY KEY (prod_id) RELY ENABLE VALIDATE
    ) ;

REM creation of fact table SALES ...

CREATE TABLE sales
  ( prod_id          NUMBER(6)
    CONSTRAINT sales_product_nn    NOT NULL
  , cust_id         NUMBER
    CONSTRAINT sales_customer_nn   NOT NULL
  , time_id        DATE
    CONSTRAINT sales_time_nn      NOT NULL
  , channel_id     CHAR(1)
    CONSTRAINT sales_channel_nn   NOT NULL
  , promo_id       NUMBER(6)
    CONSTRAINT sales_promo_nn     NOT NULL
  , quantity_sold  NUMBER(3)
    CONSTRAINT sales_quantity_nn  NOT NULL
  , amount_sold    NUMBER(10,2)
    CONSTRAINT sales_amount_nn    NOT NULL
  )PCTFREE 5 NOLOGGING
  PARTITION BY RANGE (time_id)
    (PARTITION SALES_1995 VALUES LESS THAN
      (TO_DATE('01-JAN-1996','DD-MON-YYYY','NLS_DATE_LANGUAGE = American')),
     PARTITION SALES_1996 VALUES LESS THAN
      (TO_DATE('01-JAN-1997','DD-MON-YYYY','NLS_DATE_LANGUAGE = American')),
     PARTITION SALES_H1_1997 VALUES LESS THAN
      (TO_DATE('01-JUL-1997','DD-MON-YYYY','NLS_DATE_LANGUAGE = American')),
     PARTITION SALES_H2_1997 VALUES LESS THAN
      (TO_DATE('01-JAN-1998','DD-MON-YYYY','NLS_DATE_LANGUAGE = American')),
     PARTITION SALES_Q1_1998 VALUES LESS THAN
      (TO_DATE('01-APR-1998','DD-MON-YYYY','NLS_DATE_LANGUAGE = American')),
     PARTITION SALES_Q2_1998 VALUES LESS THAN
      (TO_DATE('01-JUL-1998','DD-MON-YYYY','NLS_DATE_LANGUAGE = American')),
     PARTITION SALES_Q3_1998 VALUES LESS THAN
      (TO_DATE('01-OCT-1998','DD-MON-YYYY','NLS_DATE_LANGUAGE = American')),
     PARTITION SALES_Q4_1998 VALUES LESS THAN
      (TO_DATE('01-JAN-1999','DD-MON-YYYY','NLS_DATE_LANGUAGE = American')),
     PARTITION SALES_Q1_1999 VALUES LESS THAN

```

```
(TO_DATE('01-APR-1999','DD-MON-YYYY','NLS_DATE_LANGUAGE = American')),
    PARTITION SALES_Q2_1999 VALUES LESS THAN
(TO_DATE('01-JUL-1999','DD-MON-YYYY','NLS_DATE_LANGUAGE = American')),
    PARTITION SALES_Q3_1999 VALUES LESS THAN
(TO_DATE('01-OCT-1999','DD-MON-YYYY','NLS_DATE_LANGUAGE = American')),
    PARTITION SALES_Q4_1999 VALUES LESS THAN
(TO_DATE('01-JAN-2000','DD-MON-YYYY','NLS_DATE_LANGUAGE = American')),
    PARTITION SALES_Q1_2000 VALUES LESS THAN
(TO_DATE('01-APR-2000','DD-MON-YYYY','NLS_DATE_LANGUAGE = American')),
    PARTITION SALES_Q2_2000 VALUES LESS THAN
(TO_DATE('01-JUL-2000','DD-MON-YYYY','NLS_DATE_LANGUAGE = American')),
    PARTITION SALES_Q3_2000 VALUES LESS THAN
(TO_DATE('01-OCT-2000','DD-MON-YYYY','NLS_DATE_LANGUAGE = American')),
    PARTITION SALES_Q4_2000 VALUES LESS THAN
(TO_DATE('01-JAN-2001','DD-MON-YYYY','NLS_DATE_LANGUAGE = American')));
```

REM creation of second fact table COSTS ...

```
CREATE TABLE costs
  ( prod_id      NUMBER(6)
    CONSTRAINT costs_product_nn  NOT NULL
  , time_id      DATE
    CONSTRAINT costs_time_nn     NOT NULL
  , unit_cost    NUMBER(10,2)
    CONSTRAINT costs_unit_cost_nn  NOT NULL
  , unit_price   NUMBER(10,2)
    CONSTRAINT costs_unit_price_nn NOT NULL
  )PCTFREE 5 NOLOGGING
PARTITION BY RANGE (time_id)
(PARTITION COSTS_Q1_1998 VALUES LESS THAN
(TO_DATE('01-APR-1998','DD-MON-YYYY','NLS_DATE_LANGUAGE = American')),
 PARTITION COSTS_Q2_1998 VALUES LESS THAN
(TO_DATE('01-JUL-1998','DD-MON-YYYY','NLS_DATE_LANGUAGE = American')),
 PARTITION COSTS_Q3_1998 VALUES LESS THAN
(TO_DATE('01-OCT-1998','DD-MON-YYYY','NLS_DATE_LANGUAGE = American')),
 PARTITION COSTS_Q4_1998 VALUES LESS THAN
(TO_DATE('01-JAN-1999','DD-MON-YYYY','NLS_DATE_LANGUAGE = American')),
 PARTITION COSTS_Q1_1999 VALUES LESS THAN
(TO_DATE('01-APR-1999','DD-MON-YYYY','NLS_DATE_LANGUAGE = American')),
 PARTITION COSTS_Q2_1999 VALUES LESS THAN
(TO_DATE('01-JUL-1999','DD-MON-YYYY','NLS_DATE_LANGUAGE = American')),
 PARTITION COSTS_Q3_1999 VALUES LESS THAN
(TO_DATE('01-OCT-1999','DD-MON-YYYY','NLS_DATE_LANGUAGE = American')),
 PARTITION COSTS_Q4_1999 VALUES LESS THAN
```

```
(TO_DATE('01-JAN-2000','DD-MON-YYYY','NLS_DATE_LANGUAGE = American')),
PARTITION COSTS_Q1_2000 VALUES LESS THAN
(TO_DATE('01-APR-2000','DD-MON-YYYY','NLS_DATE_LANGUAGE = American')),
PARTITION COSTS_Q2_2000 VALUES LESS THAN
(TO_DATE('01-JUL-2000','DD-MON-YYYY','NLS_DATE_LANGUAGE = American')),
PARTITION COSTS_Q3_2000 VALUES LESS THAN
(TO_DATE('01-OCT-2000','DD-MON-YYYY','NLS_DATE_LANGUAGE = American')),
PARTITION COSTS_Q4_2000 VALUES LESS THAN
(TO_DATE('01-JAN-2001','DD-MON-YYYY','NLS_DATE_LANGUAGE = American'))))
;
```

REM establish foreign keys to ALL dimension tables

```
ALTER TABLE sales
ADD ( CONSTRAINT sales_product_fk
      FOREIGN KEY (prod_id)
      REFERENCES products RELY ENABLE VALIDATE
    , CONSTRAINT sales_customer_fk
      FOREIGN KEY (cust_id)
      REFERENCES customers RELY ENABLE VALIDATE
    , CONSTRAINT sales_time_fk
      FOREIGN KEY (time_id)
      REFERENCES times RELY ENABLE VALIDATE
    , CONSTRAINT sales_channel_fk
      FOREIGN KEY (channel_id)
      REFERENCES channels RELY ENABLE VALIDATE
    , CONSTRAINT sales_promo_fk
      FOREIGN KEY (promo_id)
      REFERENCES promotions RELY ENABLE VALIDATE
    ) ;
```

```
ALTER TABLE costs
ADD ( CONSTRAINT costs_product_fk
      FOREIGN KEY (prod_id)
      REFERENCES products RELY ENABLE VALIDATE
    , CONSTRAINT costs_time_fk
      FOREIGN KEY (time_id)
      REFERENCES times RELY ENABLE VALIDATE
    ) ;
```

```
COMMIT;
```

## sh\_cremv.sql

```
Rem
Rem $Header: sh_cremv.sql 01-feb-2001.15:13:21 ahunold Exp $
Rem
Rem sh_cremv.sql
Rem
Rem Copyright (c) Oracle Corporation 2001. All Rights Reserved.
Rem
Rem      NAME
Rem      sh_cremv.sql - Create materialized views
Rem
Rem      DESCRIPTION
Rem      SH is the Sales History schema of the Oracle 9i Sample
Rem      Schemas
Rem
Rem      NOTES
Rem
Rem
Rem      MODIFIED   (MM/DD/YY)
Rem      hbaer      01/29/01 - Created
Rem      ahunold    03/05/01 - no DROPs needed, part of creation script
```

```
Rem first materialized view; simple aggregate join MV
Rem equivalent to example 1 in MV chapter DWG, page 8-11
```

```
CREATE MATERIALIZED VIEW cal_month_sales_mv
PCTFREE 5
BUILD IMMEDIATE
REFRESH FORCE
ENABLE QUERY REWRITE
AS
SELECT  t.calendar_month_desc
,       sum(s.amount_sold) AS dollars
FROM    sales s
,       times t
WHERE   s.time_id = t.time_id
GROUP BY t.calendar_month_desc;
```

```
Rem more complex mv with additional key columns to join to other dimensions;
```

```
CREATE MATERIALIZED VIEW fweek_pscat_sales_mv
PCTFREE 5
```



```

BUILD IMMEDIATE
REFRESH COMPLETE
ENABLE QUERY REWRITE
AS
SELECT  t.week_ending_day
,       p.prod_subcategory
,       sum(s.amount_sold) AS dollars
,       s.channel_id
,       s.promo_id
FROM    sales s
,       times t
,       products p
WHERE   s.time_id = t.time_id
AND     s.prod_id = p.prod_id
GROUP BY t.week_ending_day
,       p.prod_subcategory
,       s.channel_id
,       s.promo_id;

CREATE BITMAP INDEX FW_PSC_S_MV_SUBCAT_BIX
ON fweek_pscat_sales_mv(prod_subcategory);

CREATE BITMAP INDEX FW_PSC_S_MV_CHAN_BIX
ON fweek_pscat_sales_mv(channel_id);

CREATE BITMAP INDEX FW_PSC_S_MV_PROMO_BIX
ON fweek_pscat_sales_mv(promo_id);

CREATE BITMAP INDEX FW_PSC_S_MV_WD_BIX
ON fweek_pscat_sales_mv(week_ending_day);

```

## sh\_drop.sql

```

Rem
Rem $Header: sh_drop.sql 01-feb-2002.12:36:00 ahunold Exp $
Rem
Rem sh_drop.sql
Rem
Rem Copyright (c) 2001, 2002, Oracle Corporation. All rights reserved.
Rem
Rem      NAME
Rem      sh_drop.sql - Drop database objects
Rem
Rem      DESCRIPTION

```

```
Rem      SH is the Sales History schema of the Oracle 9i Sample
Rem Schemas
Rem
Rem      NOTES
Rem
Rem
Rem      MODIFIED   (MM/DD/YY)
Rem      ahunold    02/01/02 - bug2206757
Rem      hbaer      01/29/01 - Created
Rem
```

```
REM drop all tables of schema
```

```
DROP TABLE sales          CASCADE CONSTRAINTS ;
DROP TABLE costs          CASCADE CONSTRAINTS ;
DROP TABLE times          CASCADE CONSTRAINTS ;
DROP TABLE channels       CASCADE CONSTRAINTS ;
DROP TABLE promotions     CASCADE CONSTRAINTS ;
DROP TABLE customers      CASCADE CONSTRAINTS ;
DROP TABLE countries      CASCADE CONSTRAINTS ;
DROP TABLE products       CASCADE CONSTRAINTS ;

DROP TABLE mv_capabilities_table CASCADE CONSTRAINTS ;
DROP TABLE plan_table     CASCADE CONSTRAINTS ;
DROP TABLE rewrite_table  CASCADE CONSTRAINTS ;
DROP TABLE sales_transactions_ext CASCADE CONSTRAINTS ;
```

```
REM automatically generated by dbms_olap package
```

```
DROP TABLE mview$_exceptions;
```

```
REM drop all dimensions
```

```
DROP DIMENSION customers_dim;
DROP DIMENSION times_dim;
DROP DIMENSION products_dim;
DROP DIMENSION promotions_dim;
DROP DIMENSION channels_dim;
```

```
REM drop materialized views
```

```
DROP MATERIALIZED VIEW cal_month_sales_mv;
DROP MATERIALIZED VIEW fweek_pscat_sales_mv;
```

```
COMMIT;
```

**sh\_hiera.sql**

```

Rem
Rem $Header: sh_hiera.sql 01-feb-2001.15:13:21 ahunold Exp $
Rem
Rem sh_hiera.sql
Rem
Rem Copyright (c) Oracle Corporation 2001. All Rights Reserved.
Rem
Rem NAME
Rem     sh_hiera.sql - Create dimensions and hierarchies
Rem
Rem DESCRIPTION
Rem     SH is the Sales History schema of the Oracle 9i Sample
Rem     Schemas
Rem
Rem NOTES
Rem
Rem
Rem     MODIFIED      (MM/DD/YY)
Rem     hbaer        01/29/01 - Created
Rem
CREATE DIMENSION times_dim
  LEVEL day          IS TIMES.TIME_ID
  LEVEL month        IS TIMES.CALENDAR_MONTH_DESC
  LEVEL quarter      IS TIMES.CALENDAR_QUARTER_DESC
  LEVEL year         IS TIMES.CALENDAR_YEAR
  LEVEL fis_week     IS TIMES.WEEK_ENDING_DAY
  LEVEL fis_month    IS TIMES.FISCAL_MONTH_DESC
  LEVEL fis_quarter  IS TIMES.FISCAL_QUARTER_DESC
  LEVEL fis_year     IS TIMES.FISCAL_YEAR
  HIERARCHY cal_rollup (
    day      CHILD OF
    month    CHILD OF
    quarter  CHILD OF
    year
  )
  HIERARCHY fis_rollup (
    day          CHILD OF
    fis_week     CHILD OF
    fis_month    CHILD OF

```

```
        fis_quarter CHILD OF
        fis_year
    )
    ATTRIBUTE day DETERMINES
    (day_number_in_week, day_name, day_number_in_month,
     calendar_week_number)
    ATTRIBUTE month DETERMINES
    (calendar_month_desc,
     calendar_month_number, calendar_month_name,
     days_in_cal_month, end_of_cal_month)
    ATTRIBUTE quarter DETERMINES
    (calendar_quarter_desc,
     calendar_quarter_number, days_in_cal_quarter,
     end_of_cal_quarter)
    ATTRIBUTE year DETERMINES
    (calendar_year,
     days_in_cal_year, end_of_cal_year)
    ATTRIBUTE fis_week DETERMINES
    (week_ending_day,
     fiscal_week_number)
    ATTRIBUTE fis_month DETERMINES
    (fiscal_month_desc, fiscal_month_number, fiscal_month_name,
     days_in_fis_month, end_of_fis_month)
    ATTRIBUTE fis_quarter DETERMINES
    (fiscal_quarter_desc,
     fiscal_quarter_number, days_in_fis_quarter,
     end_of_fis_quarter)
    ATTRIBUTE fis_year DETERMINES
    (fiscal_year,
     days_in_fis_year, end_of_fis_year)
;

execute dms_olap.validate_dimension('times_dim','sh',false,true)
SELECT COUNT(*) FROM mview$_exceptions;

CREATE DIMENSION customers_dim
LEVEL customer IS (customers.cust_id)
LEVEL city IS (customers.cust_city)
LEVEL state IS (customers.cust_state_province)
LEVEL country IS (countries.country_id)
LEVEL subregion IS (countries.country_subregion)
LEVEL region IS (countries.country_region)
HIERARCHY geog_rollup (
customerCHILD OF
city CHILD OF
```

```

state CHILD OF
country CHILD OF
subregion CHILD OF
region
JOIN KEY (customers.country_id) REFERENCES country
)
ATTRIBUTE customer DETERMINES
(cust_first_name, cust_last_name, cust_gender,
 cust_marital_status, cust_year_of_birth,
 cust_income_level, cust_credit_limit,
      cust_street_address, cust_postal_code,
      cust_main_phone_number, cust_email)
ATTRIBUTE city DETERMINES (cust_city)
ATTRIBUTE state DETERMINES (cust_state_province)
ATTRIBUTE country DETERMINES (countries.country_name)
ATTRIBUTE subregion DETERMINES (countries.country_subregion)
ATTRIBUTE region DETERMINES (countries.country_region)
;

execute dbms_olap.validate_dimension('customers_dim','sh',false,true)
SELECT COUNT(*) FROM mview$_exceptions;

CREATE DIMENSION products_dim
LEVEL product IS (products.prod_id)
  LEVEL subcategory IS (products.prod_subcategory)
  LEVEL category IS (products.prod_category)
HIERARCHY prod_rollup (
productCHILD OF
subcategory CHILD OF
category
)
ATTRIBUTE product DETERMINES
(products.prod_name, products.prod_desc,
 prod_weight_class, prod_unit_of_measure,
 prod_pack_size, prod_status, prod_list_price, prod_min_price)
ATTRIBUTE subcategory DETERMINES
(prod_subcategory, prod_subcat_desc)
ATTRIBUTE category DETERMINES
(prod_category, prod_cat_desc)
;

execute dbms_olap.validate_dimension('products_dim','sh',false,true)
SELECT COUNT(*) FROM mview$_exceptions;

CREATE DIMENSION promotions_dim

```

```
LEVEL promo IS (promotions.promo_id)
LEVEL subcategory IS (promotions.promo_subcategory)
LEVEL category IS (promotions.promo_category)
HIERARCHY promo_rollup (
promo CHILD OF
subcategory CHILD OF
category
)
ATTRIBUTE promo DETERMINES
(promo_name, promo_cost,
promo_begin_date, promo_end_date)
ATTRIBUTE subcategory DETERMINES (promo_subcategory)
ATTRIBUTE category DETERMINES (promo_category)
;

execute dbms_olap.validate_dimension('promotions_dim','sh',false,true)
SELECT COUNT(*) FROM mview$_exceptions;

CREATE DIMENSION channels_dim
LEVEL channel IS (channels.channel_id)
LEVEL channel_class IS (channels.channel_class)
HIERARCHY channel_rollup (
channelCHILD OF
channel_class
)
ATTRIBUTE channel DETERMINES (channel_desc)
ATTRIBUTE channel_class DETERMINES (channel_class)
;

execute dbms_olap.validate_dimension('channels_dim','sh',false,true)
SELECT COUNT(*) FROM mview$_exceptions;

COMMIT;
```

## sh\_idx.sql

```
Rem
Rem $Header: sh_idx.sql 01-feb-2001.15:13:21 ahunold Exp $
Rem
Rem sh_idx.sql
Rem
Rem Copyright (c) Oracle Corporation 2001. All Rights Reserved.
```

```
Rem
Rem  NAME
Rem    sh_idx.sql - Create database objects
Rem
Rem  DESCRIPTION
Rem    SH is the Sales History schema of the Oracle 9i Sample
Rem  Schemas
Rem
Rem  NOTES
Rem
Rem
Rem  MODIFIED   (MM/DD/YY)
Rem    hbaer     01/29/01 - Created
Rem    ahunold   03/05/01 - no DROPs needed, part of creation suite
```

```
REM some indexes on fact table SALES
```

```
CREATE BITMAP INDEX sales_prod_bix
  ON sales (prod_id)
  LOCAL NOLOGGING COMPUTE STATISTICS ;
```

```
CREATE BITMAP INDEX sales_cust_bix
  ON sales (cust_id)
  LOCAL NOLOGGING COMPUTE STATISTICS ;
```

```
CREATE BITMAP INDEX sales_time_bix
  ON sales (time_id)
  LOCAL NOLOGGING COMPUTE STATISTICS ;
```

```
CREATE BITMAP INDEX sales_channel_bix
  ON sales (channel_id)
  LOCAL NOLOGGING COMPUTE STATISTICS ;
```

```
CREATE BITMAP INDEX sales_promo_bix
  ON sales (promo_id)
  LOCAL NOLOGGING COMPUTE STATISTICS ;
```

```
REM some indexes on fact table COSTS
```

```
CREATE BITMAP INDEX costs_prod_bix
  ON costs (prod_id)
  LOCAL NOLOGGING COMPUTE STATISTICS ;
```

```
CREATE BITMAP INDEX costs_time_bix
  ON costs (time_id)
```

```
LOCAL NOLOGGING COMPUTE STATISTICS ;

REM some indexes on dimension tables

CREATE BITMAP INDEX products_prod_status_bix
ON products(prod_status)
NOLOGGING COMPUTE STATISTICS ;

CREATE INDEX products_prod_subcat_ix
ON products(prod_subcategory)
NOLOGGING COMPUTE STATISTICS ;

CREATE INDEX products_prod_cat_ix
ON products(prod_category)
NOLOGGING COMPUTE STATISTICS ;

CREATE BITMAP INDEX customers_gender_bix
ON customers(cust_gender)
NOLOGGING COMPUTE STATISTICS ;

CREATE BITMAP INDEX customers_marital_bix
ON customers(cust_marital_status)
NOLOGGING COMPUTE STATISTICS ;

CREATE BITMAP INDEX customers_yob_bix
ON customers(cust_year_of_birth)
NOLOGGING COMPUTE STATISTICS ;

COMMIT;
```

## sh\_main.sql

```
Rem
Rem $Header: sh_main.sql 29-aug-2001.09:10:41 ahunold Exp $
Rem
Rem sh_main.sql
Rem
Rem Copyright (c) 2001, Oracle Corporation. All rights reserved.
Rem
Rem NAME
Rem sh_main.sql - Main schema creation and load script
Rem
Rem DESCRIPTION
Rem SH is the Sales History schema of the Oracle 9i Sample
```



```
Rem Schemas
Rem
Rem NOTES
Rem CAUTION: use absolute pathnames as parameters 5 and 6.
Rem Example (UNIX) echo $ORACLE_HOME/demo/schema/sales_history
Rem Please make sure that parameters 5 and 6 are specified
Rem INCLUDING the trailing directory delimiter, since the
Rem directory parameters and the filenames are concatenated
Rem without adding any delimiters.
Rem Run this as SYS or SYSTEM
Rem
Rem MODIFIED (MM/DD/YY)
Rem ahunold 08/28/01 - roles
Rem ahunold 07/13/01 - NLS Territory
Rem ahunold 04/13/01 - spool, notes
Rem ahunold 04/10/01 - flexible log and data paths
Rem ahunold 03/28/01 - spool
Rem ahunold 03/23/01 - absolute path names
Rem ahunold 03/14/01 - prompts
Rem ahunold 03/09/01 - privileges
Rem hbaer 03/01/01 - changed loading from COSTS table from
Rem SQL*Loader to external table with GROUP BY
Rem Added also CREATE DIRECTORY privilege
Rem
SET ECHO OFF

PROMPT
PROMPT specify password for SH as parameter 1:
DEFINE pass = &1
PROMPT
PROMPT specify default tablespace for SH as parameter 2:
DEFINE tbs = &2
PROMPT
PROMPT specify temporary tablespace for SH as parameter 3:
DEFINE ttbs = &3
PROMPT
PROMPT specify password for SYS as parameter 4:
DEFINE pass_sys = &4
PROMPT
PROMPT specify directory path for the data files as parameter 5:
DEFINE data_dir = &5
PROMPT
PROMPT writeable directory path for the log files as parameter 6:
DEFINE log_dir = &6
```

```
PROMPT

ALTER SESSION SET NLS_LANGUAGE='American';

-- The first dot in the spool command below is
-- the SQL*Plus concatenation character

DEFINE spool_file = &log_dir.sh_main.log
SPOOL &spool_file

-- Dropping the user with all its objects

DROP USER sh CASCADE;

REM =====
REM create user
REM THIS WILL ONLY WORK IF APPROPRIATE TS ARE PRESENT
REM =====

CREATE USER sh IDENTIFIED BY &pass;

ALTER USER sh DEFAULT TABLESPACE &tbs
        QUOTA UNLIMITED ON &tbs;
ALTER USER sh TEMPORARY TABLESPACE &ttbs;

CREATE ROLE sales_history_role;

GRANT CREATE ANY DIRECTORY      TO sales_history_role;
GRANT DROP ANY DIRECTORY        TO sales_history_role;
GRANT CREATE DIMENSION          TO sales_history_role;
GRANT QUERY REWRITE             TO sales_history_role;
GRANT CREATE MATERIALIZED VIEW  TO sales_history_role;

GRANT CONNECT                    TO sh;
GRANT RESOURCE                   TO sh;
GRANT sales_history_role        TO sh;
GRANT select_catalog_role       TO sh;

ALTER USER sh DEFAULT ROLE ALL;

rem  ALTER USER sh GRANT CONNECT THROUGH olapsvr;

REM =====
REM grants for sys schema
REM =====
```

```
CONNECT sys/&pass_sys AS SYSDBA;
GRANT execute ON sys.dlms_stats TO sh;

REM =====
REM create sh schema objects (sales history - star schema)
REM =====

CONNECT sh/&pass

ALTER SESSION SET NLS_LANGUAGE=American;
ALTER SESSION SET NLS_TERRITORY=America;

PROMPT creating tables ...
@&data_dir.sh_cre.sql

PROMPT inserting rows tables ...
@&data_dir.sh_pop1.sql
@&data_dir.sh_pop2.sql

PROMPT loading data ...
@&data_dir.sh_pop3.sql &pass &data_dir &log_dir

PROMPT creating indexes ...
@&data_dir.sh_idx.sql

PROMPT adding constraints ...
@&data_dir.sh_cons.sql

PROMPT creating dimensions and hierarchies ...
@&data_dir.sh_hiera.sql

PROMPT creating materialized views ...
@&data_dir.sh_cremv.sql

PROMPT gathering statistics ...
@&data_dir.sh_analz.sql

PROMPT adding comments ...
@&data_dir.sh_comnt.sql

PROMPT creating PLAN_TABLE ...
@?/rdlms/admin/utlxplan.sql

PROMPT creating REWRITE_TABLE ...
```

```
@?/rdlms/admin/utlrxw.sql

PROMPT creating MV_CAPABILITIES_TABLE ...
@?/rdlms/admin/utlxmv.sql

COMMIT;

spool off
```

## sh\_olp\_c.sql

```
Rem
Rem $Header: sh_olp_c.sql 17-sep-2001.15:57:34 ahunold Exp $
Rem
Rem sh_olp_c.sql
Rem
Rem Copyright (c) 2001, Oracle Corporation. All rights reserved.
Rem
Rem NAME
Rem sh_olp_c.sql - Create columns used by OLAP Server
Rem
Rem DESCRIPTION
Rem SH is the Sales History schema of the Oracle 9i Sample
Rem Schemas
Rem
Rem NOTES
Rem
Rem
Rem MODIFIED (MM/DD/YY)
rem ahunold 09/17/01 - sh_analz.sql
rem ahunold 05/10/01 - Time dimension attributes
rem pfay 04/10/01 - change case
Rem ahunold 04/05/01 - dimension names
Rem ahunold 03/05/01 - external table, no DROPS
Rem ahunold 02/07/01 - CMWLite
Rem ahunold 02/01/01 - Merged ahunold_two_facts
Rem hbaer 01/29/01 - Created
Rem

ALTER TABLE products
ADD prod_total VARCHAR2(13)
DEFAULT 'Product total';

ALTER TABLE customers
```

```
ADD cust_total VARCHAR2(14)
DEFAULT 'Customer total';

ALTER TABLE promotions
ADD promo_total VARCHAR2(15)
DEFAULT 'Promotion total';

ALTER TABLE channels
ADD channel_total VARCHAR2(13)
DEFAULT 'Channel total';

ALTER TABLE countries
ADD country_total VARCHAR2(11)
DEFAULT 'World total';

COMMIT;

Rem modified dimension definition to include new total column

DROP DIMENSION times_dim;

CREATE DIMENSION times_dim
  LEVEL day          IS TIMES.TIME_ID
  LEVEL month        IS TIMES.CALENDAR_MONTH_DESC
  LEVEL quarter      IS TIMES.CALENDAR_QUARTER_DESC
  LEVEL year         IS TIMES.CALENDAR_YEAR
  LEVEL fis_week     IS TIMES.WEEK_ENDING_DAY
  LEVEL fis_month    IS TIMES.FISCAL_MONTH_DESC
  LEVEL fis_quarter  IS TIMES.FISCAL_QUARTER_DESC
  LEVEL fis_year     IS TIMES.FISCAL_YEAR
  HIERARCHY cal_rollup (
    day      CHILD OF
    month    CHILD OF
    quarter  CHILD OF
    year
  )
  HIERARCHY fis_rollup (
    day          CHILD OF
    fis_week     CHILD OF
    fis_month    CHILD OF
    fis_quarter  CHILD OF
    fis_year
  )
  ATTRIBUTE day DETERMINES
(day_number_in_week, day_name, day_number_in_month,
```

```
        calendar_week_number)
    ATTRIBUTE month DETERMINES
(calendar_month_desc,
    calendar_month_number, calendar_month_name,
    days_in_cal_month, end_of_cal_month)
    ATTRIBUTE quarter DETERMINES
(calendar_quarter_desc,
    calendar_quarter_number, days_in_cal_quarter,
    end_of_cal_quarter)
    ATTRIBUTE year DETERMINES
(calendar_year,
    days_in_cal_year, end_of_cal_year)
    ATTRIBUTE fis_week DETERMINES
(week_ending_day,
    fiscal_week_number)
    ATTRIBUTE fis_month DETERMINES
(fiscal_month_desc, fiscal_month_number, fiscal_month_name,
    days_in_fis_month, end_of_fis_month)
    ATTRIBUTE fis_quarter DETERMINES
(fiscal_quarter_desc,
    fiscal_quarter_number, days_in_fis_quarter,
    end_of_fis_quarter)
    ATTRIBUTE fis_year DETERMINES
(fiscal_year,
    days_in_fis_year, end_of_fis_year)
;

execute dbms_olap.validate_dimension('times_dim','sh',false,true)
SELECT COUNT(*) FROM mview$_exceptions;

DROP DIMENSION customers_dim;

CREATE DIMENSION customers_dim
LEVEL customer IS (customers.cust_id)
LEVEL city IS (customers.cust_city)
LEVEL state IS (customers.cust_state_province)
LEVEL country IS (countries.country_id)
LEVEL subregion IS (countries.country_subregion)
LEVEL region IS (countries.country_region)
LEVEL geog_total IS (countries.country_total)
LEVEL cust_total IS (customers.cust_total)
HIERARCHY cust_rollup (
customerCHILD OF
city CHILD OF
state CHILD OF
```

```

                                cust_total
        )
    HIERARCHY geog_rollup (
    customerCHILD OF
    city CHILD OF
    state CHILD OF
    country CHILD OF
    subregion CHILD OF
    region          CHILD OF
                    geog_total
    JOIN KEY (customers.country_id) REFERENCES country
    )
    ATTRIBUTE customer DETERMINES
    (cust_first_name, cust_last_name, cust_gender,
    cust_marital_status, cust_year_of_birth,
    cust_income_level, cust_credit_limit,
    cust_street_address, cust_postal_code,
    cust_main_phone_number, cust_email)
    ATTRIBUTE city DETERMINES (cust_city)
    ATTRIBUTE state DETERMINES (cust_state_province)
    ATTRIBUTE country DETERMINES (countries.country_name)
    ATTRIBUTE subregion DETERMINES (countries.country_subregion)
    ATTRIBUTE region DETERMINES (countries.country_region)
    ATTRIBUTE geog_total DETERMINES (countries.country_total)
    ATTRIBUTE cust_total DETERMINES (customers.cust_total)
;

execute dbms_olap.validate_dimension('customers_dim','sh',false,true)
SELECT COUNT(*) FROM mview$_exceptions;

DROP DIMENSION products_dim;

CREATE DIMENSION products_dim
LEVEL product IS (products.prod_id)
  LEVEL subcategory IS (products.prod_subcategory)
LEVEL category IS (products.prod_category)
LEVEL prod_total IS (products.prod_total)
HIERARCHY prod_rollup (
productCHILD OF
subcategory CHILD OF
category          CHILD OF
                  prod_total
)
ATTRIBUTE product DETERMINES
    (products.prod_name, products.prod_desc,

```

```

        prod_weight_class, prod_unit_of_measure,
        prod_pack_size,prod_status, prod_list_price, prod_min_price)
ATTRIBUTE subcategory DETERMINES
    (prod_subcategory, prod_subcat_desc)
ATTRIBUTE category DETERMINES
    (prod_category, prod_cat_desc)
ATTRIBUTE prod_total DETERMINES
    (prod_total)
;

execute dbms_olap.validate_dimension('products_dim','sh',false,true)
SELECT COUNT(*) FROM mview$_exceptions;

DROP DIMENSION promotions_dim;

CREATE DIMENSION promotions_dim
LEVEL promo IS (promotions.promo_id)
LEVEL subcategory IS (promotions.promo_subcategory)
LEVEL category IS (promotions.promo_category)
LEVEL promo_total IS (promotions.promo_total)
HIERARCHY promo_rollup (
    promo CHILD OF
    subcategory CHILD OF
    categoryCHILD OF
    promo_total
)
ATTRIBUTE promo DETERMINES
    (promo_name, promo_cost,
    promo_begin_date, promo_end_date)
ATTRIBUTE subcategory DETERMINES (promo_subcategory)
ATTRIBUTE category DETERMINES (promo_category)
ATTRIBUTE promo_total DETERMINES (promo_total)
;

execute dbms_olap.validate_dimension('promotions_dim','sh',false,true)
SELECT COUNT(*) FROM mview$_exceptions;

DROP DIMENSION channels_dim;

CREATE DIMENSION channels_dim
LEVEL channel IS (channels.channel_id)
LEVEL channel_class IS (channels.channel_class)
LEVEL channel_total IS (channels.channel_total)
HIERARCHY channel_rollup (
    channelCHILD OF

```



```

channel_classCHILD OF
channel_total
)
    ATTRIBUTE channel DETERMINES (channel_desc)
    ATTRIBUTE channel_class DETERMINES (channel_class)
    ATTRIBUTE channel_total DETERMINES (channel_total)
;

execute dms_olap.validate_dimension('channels_dim','sh',false,true)
SELECT COUNT(*) FROM mview$_exceptions;

rem -----
rem      CMWLite
rem -----

set serveroutput on size 99999

declare
    CUBE_TYPE constant varchar2(30) := 'CUBE';
    MEASURE_TYPE constant varchar2(30) := 'MEASURE';
    DIMENSION_TYPE constant varchar2(30) := 'DIMENSION';
    HIERARCHY_TYPE constant varchar2(30) := 'HIERARCHY';
    LEVEL_TYPE constant varchar2(30) := 'LEVEL';
    DIMENSION_ATTRIBUTE_TYPE constant varchar2(30) := 'DIMENSION ATTRIBUTE';
    LEVEL_ATTRIBUTE_TYPE constant varchar2(30) := 'LEVEL ATTRIBUTE';
    TABLE_TYPE constant varchar2(30) := 'TABLE';
    COLUMN_TYPE constant varchar2(30) := 'COLUMN';
    FOREIGN_KEY_TYPE constant varchar2(30) := 'FOREIGN KEY';
    FUNCTION_TYPE constant varchar2(30) := 'FUNCTION';
    PARAMETER_TYPE constant varchar2(30) := 'PARAMETER';
    CATALOG_TYPE constant varchar2(30) := 'CATALOG';
    DESCRIPTOR_TYPE constant varchar2(30) := 'DESCRIPTOR';
    INSTANCE_TYPE CONSTANT VARCHAR2(30) := 'INSTANCE';

    sh_products_dim number;
    sh_customers_dim number;
    sh_times_dim number;
    sh_channels_dim number;
    sh_promotions_dim number;
    time_desc_id number;
    time_span_id number;
    end_date_id number;
    long_desc_id number;
    short_desc_id number;
    desc_id number;

```

```
name_id number;
sh_catId number;
tmp number;
errtxt varchar(60);

begin
  dbms_output.put_line
('<<<<< CREATE CWMLite Metadata for the Sales History Schema >>>>>');
  dbms_output.put_line('-');
  dbms_output.put_line
('<<<<< CREATE CATALOG sh_cat for Sales History >>>>>');
begin
  select catalog_id into sh_catId
    from all_olap_catalogs
    where catalog_name = 'SH_CAT';
  cwm_classify.drop_catalog(sh_catId, true);
  dbms_output.put_line('Catalog Dropped');
exception
  when no_data_found then
    dbms_output.put_line('No catalog to drop');
  when cwm_exceptions.catalog_not_found then
    dbms_output.put_line('No catalog to drop');
end;
sh_catId := cwm_classify.create_catalog('SH_CAT', 'Sales History CWM Business
Area');
dbms_output.put_line('CWM Collect Garbage');
cwm_utility.collect_garbage;

dbms_output.put_line('-');
dbms_output.put_line
('<<<<< CREATE the Sales CUBE >>>>>');
dbms_output.put_line
('Sales amount, Sales quantity
<TIMES CHANNELS PRODUCTS CUSTOMERS PROMOTIONS >');
begin
  dbms_output.put_line('Drop SALES_CUBE prior to recreation');
  cwm_olap_cube.drop_cube(USER, 'SALES_CUBE');
  dbms_output.put_line('Cube Dropped');
exception
  when cwm_exceptions.cube_not_found then
    dbms_output.put_line('No cube to drop');
end;
```

```
CWM_OLAP_CUBE.Create_Cube(USER, 'SALES_CUBE' , 'Sales Analysis', 'Sales amount,
Sales quantity <TIMES CHANNELS PRODUCTS CUSTOMERS PROMOTIONS >');

dbms_output.put_line
('Add dimensions -
to SALES_CUBE and map the foreign keys');

-- The level name in the map_cube parameter list names
--the lowest level of aggregation. It must be the
--lowest level in the dimension that contains data

sh_times_dim := CWM_OLAP_CUBE.Add_Dimension(USER, 'SALES_CUBE' , USER, 'TIMES_
DIM', 'TIMES_DIM');
CWM_OLAP_CUBE.Map_Cube(USER, 'SALES_CUBE' , USER, 'SALES', 'SALES_TIME_FK',
'DAY', USER, 'TIMES_DIM', 'TIMES_DIM');

sh_channels_dim := CWM_OLAP_CUBE.Add_Dimension(USER, 'SALES_CUBE' , USER,
'CHANNELS_DIM', 'CHANNELS_DIM');
CWM_OLAP_CUBE.Map_Cube(USER, 'SALES_CUBE' , USER, 'SALES', 'SALES_CHANNEL_FK',
'CHANNEL', USER, 'CHANNELS_DIM', 'CHANNELS_DIM');

sh_products_dim := CWM_OLAP_CUBE.Add_Dimension(USER, 'SALES_CUBE' , USER,
'PRODUCTS_DIM', 'PRODUCTS_DIM');
CWM_OLAP_CUBE.Map_Cube(USER, 'SALES_CUBE' , USER, 'SALES', 'SALES_PRODUCT_FK',
'PRODUCT', USER, 'PRODUCTS_DIM', 'PRODUCTS_DIM');

sh_customers_dim := CWM_OLAP_CUBE.Add_Dimension(USER, 'SALES_CUBE' , USER,
'CUSTOMERS_DIM', 'CUSTOMERS_DIM');
CWM_OLAP_CUBE.Map_Cube(USER, 'SALES_CUBE' , USER, 'SALES', 'SALES_CUSTOMER_FK',
'CUSTOMER', USER, 'CUSTOMERS_DIM', 'CUSTOMERS_DIM');

sh_promotions_dim := CWM_OLAP_CUBE.Add_Dimension(USER, 'SALES_CUBE' , USER,
'PROMOTIONS_DIM', 'PROMOTIONS_DIM');
CWM_OLAP_CUBE.Map_Cube(USER, 'SALES_CUBE' , USER, 'SALES', 'SALES_PROMO_FK',
'PROMO', USER, 'PROMOTIONS_DIM', 'PROMOTIONS_DIM');

dbms_output.put_line
('Create measures -
for SALES_CUBE and map to columns in the fact table');

CWM_OLAP_MEASURE.Create_Measure
(USER, 'SALES_CUBE' , 'SALES_AMOUNT', 'Sales', 'Dollar Sales');
CWM_OLAP_MEASURE.Set_Column_Map
(USER, 'SALES_CUBE' , 'SALES_AMOUNT', USER, 'SALES', 'AMOUNT_SOLD');
```

```
CWM_OLAP_MEASURE.Create_Measure
(USER, 'SALES_CUBE' , 'SALES_QUANTITY', 'Quantity', 'Quantity Sold');
CWM_OLAP_MEASURE.Set_Column_Map
(USER, 'SALES_CUBE' , 'SALES_QUANTITY', USER, 'SALES', 'QUANTITY_SOLD');

dbms_output.put_line
('Set default aggregation method -
to SUM for all measures over TIME');
tmp:= cwm_utility.create_function_usage('SUM');
cwm_olap_measure.set_default_aggregation_method
(USER, 'SALES_CUBE', 'SALES_AMOUNT', tmp, USER, 'TIMES_DIM', 'TIMES_DIM');
tmp:= cwm_utility.create_function_usage('SUM');
cwm_olap_measure.set_default_aggregation_method
(USER, 'SALES_CUBE', 'SALES_QUANTITY', tmp, USER, 'TIMES_DIM', 'TIMES_DIM');

dbms_output.put_line('Add SALES_CUBE to the catalog');
begin
  select catalog_id into sh_catID
  from all_olap_catalogs
  where catalog_name = 'SH_CAT';
  cwm_classify.add_catalog_entity(sh_catID, USER, 'SALES_CUBE', 'SALES_
AMOUNT');
  cwm_classify.add_catalog_entity(sh_catID, USER, 'SALES_CUBE', 'SALES_
QUANTITY');
  dbms_output.put_line('SALES_CUBE successfully added to sh_cat');
exception
  when no_data_found then
    dbms_output.put_line('          No sh_cat catalog to add sales_cube to');
end;

dbms_output.put_line('-');
dbms_output.put_line
('<<<<< CREATE the Cost CUBE >>>>>');
dbms_output.put_line
('Unit Cost, Unit Price < TIMES PRODUCTS >');
begin
  dbms_output.put_line('Drop COST_CUBE prior to recreation');
  cwm_olap_cube.drop_cube(USER, 'COST_CUBE');
  dbms_output.put_line('Cube Dropped');
exception
  when cwm_exceptions.cube_not_found then
    dbms_output.put_line('          No cube to drop');
end;
```

```
CWM_OLAP_CUBE.Create_Cube(USER, 'COST_CUBE' , 'Cost Analysis', 'Unit Cost, Unit
Price < TIMES PRODUCTS >');

dbms_output.put_line
('Add dimensions -
to COST_CUBE and map the foreign keys');

-- The level name in the map_cube parameter list names
--the lowest level of aggregation. It must be the
--lowest level in the dimension that contains data

sh_times_dim := CWM_OLAP_CUBE.Add_Dimension(USER, 'COST_CUBE' , USER, 'TIMES_
DIM', 'TIMES_DIM');
CWM_OLAP_CUBE.Map_Cube(USER, 'COST_CUBE' , USER, 'COSTS', 'COSTS_TIME_FK',
'DAY', USER, 'TIMES_DIM', 'TIMES_DIM');

sh_products_dim := CWM_OLAP_CUBE.Add_Dimension(USER, 'COST_CUBE' , USER,
'PRODUCTS_DIM', 'PRODUCTS_DIM');
CWM_OLAP_CUBE.Map_Cube(USER, 'COST_CUBE' , USER, 'COSTS', 'COSTS_PRODUCT_FK',
'PRODUCT', USER, 'PRODUCTS_DIM', 'PRODUCTS_DIM');

dbms_output.put_line
('Create measures -
for COST_CUBE and map to columns in the fact table');

CWM_OLAP_MEASURE.Create_Measure(USER, 'COST_CUBE' , 'UNIT_COST', 'Cost', 'Unit
Cost Amount');
CWM_OLAP_MEASURE.Set_Column_Map(USER, 'COST_CUBE' , 'UNIT_COST', USER, 'COSTS',
'UNIT_COST');

CWM_OLAP_MEASURE.Create_Measure(USER, 'COST_CUBE' , 'UNIT_PRICE', 'Price', 'Unit
Price Amount');
CWM_OLAP_MEASURE.Set_Column_Map(USER, 'COST_CUBE' , 'UNIT_PRICE', USER, 'COSTS',
'UNIT_PRICE');

dbms_output.put_line
('Set default aggregation method -
to SUM for all measures over TIME');
tmp:= cwm_utility.create_function_usage('SUM');
cwm_olap_measure.set_default_aggregation_method
(USER, 'COST_CUBE', 'UNIT_COST', tmp, USER, 'TIMES_DIM', 'TIMES_DIM');
```

```
tmp:= cwm_utility.create_function_usage('SUM');
cwm_olap_measure.set_default_aggregation_method
(USER, 'COST_CUBE', 'UNIT_PRICE', tmp, USER, 'TIMES_DIM', 'TIMES_DIM');

dbms_output.put_line('Add COST_CUBE to the catalog');
begin
  select catalog_id into sh_catId
  from all_olap_catalogs
  where catalog_name = 'SH_CAT';
  cwm_classify.add_catalog_entity(sh_catID, USER, 'COST_CUBE', 'UNIT_COST');
  cwm_classify.add_catalog_entity(sh_catID, USER, 'COST_CUBE', 'UNIT_PRICE');
  dbms_output.put_line('COST_CUBE successfully added to sh_cat');
  dbms_output.put_line(' ');
exception
  when no_data_found then
    dbms_output.put_line('      No sh_cat catalog to add COST_CUBE to');
    dbms_output.put_line(' ');
end;

dbms_output.put_line('-');
dbms_output.put_line('<<<<< TIME DIMENSION >>>>>');

dbms_output.put_line
('Dimension - display name, description and plural name');

CWM_OLAP_DIMENSION.set_display_name(USER, 'TIMES_DIM', 'Time');
CWM_OLAP_DIMENSION.set_description(USER, 'TIMES_DIM', 'Time Dimension Values');
CWM_OLAP_DIMENSION.set_plural_name(USER, 'TIMES_DIM', 'Times');

dbms_output.put_line
('Level - display name and description');

cwm_olap_level.set_display_name(USER, 'TIMES_DIM', 'DAY', 'Day');
cwm_olap_level.set_description(USER, 'TIMES_DIM', 'DAY', 'Day level of the
Calendar hierarchy');

cwm_olap_level.set_display_name(USER, 'TIMES_DIM', 'MONTH', 'Month');
cwm_olap_level.set_description(USER, 'TIMES_DIM', 'MONTH', 'Month level of the
Calendar hierarchy');

cwm_olap_level.set_display_name(USER, 'TIMES_DIM', 'QUARTER', 'Quarter');
cwm_olap_level.set_description(USER, 'TIMES_DIM', 'QUARTER', 'Quarter level of
```

```
the Calendar hierarchy');

cwm_olap_level.set_display_name(USER, 'TIMES_DIM', 'YEAR', 'Year');
cwm_olap_level.set_description(USER, 'TIMES_DIM', 'YEAR', 'Year level of the
Calendar hierarchy');

cwm_olap_level.set_display_name(USER, 'TIMES_DIM', 'FIS_WEEK', 'Fiscal Week');
cwm_olap_level.set_description(USER, 'TIMES_DIM', 'FIS_WEEK', 'Week level of
the Fiscal hierarchy');

cwm_olap_level.set_display_name(USER, 'TIMES_DIM', 'FIS_MONTH', 'Fiscal Month');
cwm_olap_level.set_description(USER, 'TIMES_DIM', 'FIS_MONTH', 'Month level of
the Fiscal hierarchy');

cwm_olap_level.set_display_name(USER, 'TIMES_DIM', 'FIS_QUARTER', 'Fiscal
Quarter');
cwm_olap_level.set_description(USER, 'TIMES_DIM', 'FIS_QUARTER', 'Quarter level
of the Fiscal hierarchy');

cwm_olap_level.set_display_name(USER, 'TIMES_DIM', 'FIS_YEAR', 'Fiscal Year');
cwm_olap_level.set_description(USER, 'TIMES_DIM', 'FIS_YEAR', 'Year level of the
Fiscal hierarchy');

dms_output.put_line
('Hierarchy - display name and description');

cwm_olap_hierarchy.set_display_name(USER, 'TIMES_DIM', 'CAL_ROLLUP',
'Calendar');
cwm_olap_hierarchy.set_description(USER, 'TIMES_DIM', 'CAL_ROLLUP', 'Standard
Calendar hierarchy');

cwm_olap_hierarchy.set_display_name(USER, 'TIMES_DIM', 'FIS_ROLLUP', 'Fiscal');
cwm_olap_hierarchy.set_description(USER, 'TIMES_DIM', 'FIS_ROLLUP', 'Fiscal
hierarchy');

dms_output.put_line('- default calculation hierarchy');
cwm_olap_cube.set_default_calc_hierarchy(USER, 'SALES_CUBE', 'CAL_ROLLUP', USER,
'TIMES_DIM', 'TIMES_DIM');
cwm_olap_cube.set_default_calc_hierarchy(USER, 'COST_CUBE', 'CAL_ROLLUP', USER,
'TIMES_DIM', 'TIMES_DIM');

dms_output.put_line('- default display hierarchy');
```

```
cwm_olap_dimension.set_default_display_hierarchy(USER, 'TIMES_DIM', 'CAL_
ROLLUP');

dms_output.put_line
('Level Attributes - name, display name, description');

--Level: DAY
cwm_olap_level_attribute.set_name(USER, 'TIMES_DIM', 'DAY', 'DAY_NUMBER_IN_
WEEK', 'DAY_NUMBER_IN_WEEK');
cwm_olap_level_attribute.set_display_name(USER, 'TIMES_DIM', 'DAY', 'DAY_NUMBER_
IN_WEEK', 'Day Number in Week');
cwm_olap_level_attribute.set_description(USER, 'TIMES_DIM', 'DAY', 'DAY_NUMBER_
IN_WEEK', 'Day Number in Week where Monday is day number 1');

cwm_olap_level_attribute.set_name(USER, 'TIMES_DIM', 'DAY', 'DAY_NAME', 'DAY_
NAME');
cwm_olap_level_attribute.set_display_name(USER, 'TIMES_DIM', 'DAY', 'DAY_NAME',
'Day Name');
cwm_olap_level_attribute.set_description(USER, 'TIMES_DIM', 'DAY', 'DAY_NAME',
'Name of the Day of the Week');

cwm_olap_level_attribute.set_name(USER, 'TIMES_DIM', 'DAY', 'DAY_NUMBER_IN_
MONTH', 'DAY_NUMBER_IN_MONTH');
cwm_olap_level_attribute.set_display_name(USER, 'TIMES_DIM', 'DAY', 'DAY_NUMBER_
IN_MONTH', 'Day Number in Month');
cwm_olap_level_attribute.set_description(USER, 'TIMES_DIM', 'DAY', 'DAY_NUMBER_
IN_MONTH', 'Day number in month');

cwm_olap_level_attribute.set_name(USER, 'TIMES_DIM', 'DAY', 'CALENDAR_WEEK_
NUMBER', 'CALENDAR_WEEK_NUMBER');
cwm_olap_level_attribute.set_display_name(USER, 'TIMES_DIM', 'DAY', 'CALENDAR_
WEEK_NUMBER', 'Calendar Week Number');
cwm_olap_level_attribute.set_description(USER, 'TIMES_DIM', 'DAY', 'CALENDAR_
WEEK_NUMBER', 'Calendar Week Number');

--Level: MONTH
cwm_olap_level_attribute.set_name(USER, 'TIMES_DIM', 'MONTH', 'CALENDAR_MONTH_
DESC', 'CALENDAR_MONTH_DESC');
cwm_olap_level_attribute.set_display_name(USER, 'TIMES_DIM', 'MONTH', 'CALENDAR_
MONTH_DESC', 'Calendar Month');
cwm_olap_level_attribute.set_description(USER, 'TIMES_DIM', 'MONTH', 'CALENDAR_
MONTH_DESC', 'Calendar Month Description');

cwm_olap_level_attribute.set_name(USER, 'TIMES_DIM', 'MONTH', 'CALENDAR_MONTH_
```



```
NUMBER', 'CALENDAR_MONTH_NUMBER');
cwm_olap_level_attribute.set_display_name(USER, 'TIMES_DIM', 'MONTH', 'CALENDAR_
MONTH_NUMBER', 'Calendar Month Number');
cwm_olap_level_attribute.set_description(USER, 'TIMES_DIM', 'MONTH', 'CALENDAR_
MONTH_NUMBER', 'Month Number in Calendar year where January is month number
1');

cwm_olap_level_attribute.set_name(USER, 'TIMES_DIM', 'MONTH', 'CALENDAR_MONTH_
NAME', 'CALENDAR_MONTH_NAME');
cwm_olap_level_attribute.set_display_name(USER, 'TIMES_DIM', 'MONTH', 'CALENDAR_
MONTH_NAME', 'Calendar Month Name');
cwm_olap_level_attribute.set_description(USER, 'TIMES_DIM', 'MONTH', 'CALENDAR_
MONTH_NAME', 'Name of the Month');

cwm_olap_level_attribute.set_name(USER, 'TIMES_DIM', 'MONTH', 'DAYS_IN_CAL_
MONTH', 'DAYS_IN_CAL_MONTH');
cwm_olap_level_attribute.set_display_name(USER, 'TIMES_DIM', 'MONTH', 'DAYS_IN_
CAL_MONTH', 'Days in Calendar Month');
cwm_olap_level_attribute.set_description(USER, 'TIMES_DIM', 'MONTH', 'DAYS_IN_
CAL_MONTH', 'Number of Days in Calendar Month');

cwm_olap_level_attribute.set_name(USER, 'TIMES_DIM', 'MONTH', 'END_OF_CAL_
MONTH', 'END_OF_CAL_MONTH');
cwm_olap_level_attribute.set_display_name(USER, 'TIMES_DIM', 'MONTH', 'END_OF_
CAL_MONTH', 'End of Calendar Month');
cwm_olap_level_attribute.set_description(USER, 'TIMES_DIM', 'MONTH', 'END_OF_
CAL_MONTH', 'Last Day of the Calendar Month');

--Level: QUARTER
cwm_olap_level_attribute.set_name(USER, 'TIMES_DIM', 'QUARTER', 'CALENDAR_
QUARTER_DESC', 'CALENDAR_QUARTER_DESC');
cwm_olap_level_attribute.set_display_name(USER, 'TIMES_DIM', 'QUARTER',
'CALENDAR_QUARTER_DESC', 'Calendar Quarter');
cwm_olap_level_attribute.set_description(USER, 'TIMES_DIM', 'QUARTER',
'CALENDAR_QUARTER_DESC', 'Calendar Quarter Description');

cwm_olap_level_attribute.set_name(USER, 'TIMES_DIM', 'QUARTER', 'CALENDAR_
QUARTER_NUMBER', 'CALENDAR_QUARTER_NUMBER');
cwm_olap_level_attribute.set_display_name(USER, 'TIMES_DIM', 'QUARTER',
'CALENDAR_QUARTER_NUMBER', 'Calendar Quarter Number');
cwm_olap_level_attribute.set_description(USER, 'TIMES_DIM', 'QUARTER',
'CALENDAR_QUARTER_NUMBER', 'Calendar Quarter Number');

cwm_olap_level_attribute.set_name(USER, 'TIMES_DIM', 'QUARTER', 'DAYS_IN_CAL_
QUARTER', 'DAYS_IN_CAL_QUARTER');
```

```
cwm_olap_level_attribute.set_display_name(USER, 'TIMES_DIM', 'QUARTER', 'DAYS_
IN_CAL_QUARTER', 'Days in Calendar Quarter');
cwm_olap_level_attribute.set_description(USER, 'TIMES_DIM', 'QUARTER', 'DAYS_IN_
CAL_QUARTER', 'Number of Days in Calendar Quarter');

cwm_olap_level_attribute.set_name(USER, 'TIMES_DIM', 'QUARTER', 'END_OF_CAL_
QUARTER', 'END_OF_CAL_QUARTER');
cwm_olap_level_attribute.set_display_name(USER, 'TIMES_DIM', 'QUARTER', 'END_OF_
CAL_QUARTER', 'End of Calendar Quarter');
cwm_olap_level_attribute.set_description(USER, 'TIMES_DIM', 'QUARTER', 'END_OF_
CAL_QUARTER', 'Last Day of the Calendar Quarter');

--Level: YEAR
cwm_olap_level_attribute.set_name(USER, 'TIMES_DIM', 'YEAR', 'CALENDAR_YEAR',
'CALENDAR_YEAR');
cwm_olap_level_attribute.set_display_name(USER, 'TIMES_DIM', 'YEAR', 'CALENDAR_
YEAR', 'Calendar Year');
cwm_olap_level_attribute.set_description(USER, 'TIMES_DIM', 'YEAR', 'CALENDAR_
YEAR', 'Calendar Year');

cwm_olap_level_attribute.set_name(USER, 'TIMES_DIM', 'YEAR', 'DAYS_IN_CAL_YEAR',
'DAYS_IN_CAL_YEAR');
cwm_olap_level_attribute.set_display_name(USER, 'TIMES_DIM', 'YEAR', 'DAYS_IN_
CAL_YEAR', 'Days in Calendar Year');
cwm_olap_level_attribute.set_description(USER, 'TIMES_DIM', 'YEAR', 'DAYS_IN_
CAL_YEAR', 'Number of Days in Calendar Year');

cwm_olap_level_attribute.set_name(USER, 'TIMES_DIM', 'YEAR', 'END_OF_CAL_YEAR',
'END_OF_CAL_YEAR');
cwm_olap_level_attribute.set_display_name(USER, 'TIMES_DIM', 'YEAR', 'END_OF_
CAL_YEAR', 'End of Calendar Year');
cwm_olap_level_attribute.set_description(USER, 'TIMES_DIM', 'YEAR', 'END_OF_CAL_
YEAR', 'Last Day of the Calendar Year');

--Level: FISCAL WEEK
cwm_olap_level_attribute.set_name(USER, 'TIMES_DIM', 'FIS_WEEK', 'FISCAL_WEEK_
NUMBER', 'FISCAL_WEEK_NUMBER');
cwm_olap_level_attribute.set_display_name(USER, 'TIMES_DIM', 'FIS_WEEK',
'FISCAL_WEEK_NUMBER', 'Fiscal Week Number');
cwm_olap_level_attribute.set_description(USER, 'TIMES_DIM', 'FIS_WEEK', 'FISCAL_
WEEK_NUMBER', 'Fiscal Week Number');

cwm_olap_level_attribute.set_name(USER, 'TIMES_DIM', 'FIS_WEEK', 'WEEK_ENDING_
DAY', 'WEEK_ENDING_DAY');
cwm_olap_level_attribute.set_display_name(USER, 'TIMES_DIM', 'FIS_WEEK', 'WEEK_
```

```
ENDING_DAY', 'Fiscal Week Ending Day');
cwm_olap_level_attribute.set_description(USER, 'TIMES_DIM', 'FIS_WEEK', 'WEEK_
ENDING_DAY', 'Fiscal Week Ending Day');

--Level: FISCAL MONTH
cwm_olap_level_attribute.set_name(USER, 'TIMES_DIM', 'FIS_MONTH', 'FISCAL_MONTH_
DESC', 'FISCAL_MONTH_DESC');
cwm_olap_level_attribute.set_display_name(USER, 'TIMES_DIM', 'FIS_MONTH',
'FISCAL_MONTH_DESC', 'Fiscal Month');
cwm_olap_level_attribute.set_description(USER, 'TIMES_DIM', 'FIS_MONTH',
'FISCAL_MONTH_DESC', 'Fiscal Month Description');

cwm_olap_level_attribute.set_name(USER, 'TIMES_DIM', 'FIS_MONTH', 'FISCAL_MONTH_
NUMBER', 'FISCAL_MONTH_NUMBER');
cwm_olap_level_attribute.set_display_name(USER, 'TIMES_DIM', 'FIS_MONTH',
'FISCAL_MONTH_NUMBER', 'Fiscal Month Number');
cwm_olap_level_attribute.set_description(USER, 'TIMES_DIM', 'FIS_MONTH',
'FISCAL_MONTH_NUMBER', 'Fiscal Month Number');

cwm_olap_level_attribute.set_name(USER, 'TIMES_DIM', 'FIS_MONTH', 'FISCAL_MONTH_
NAME', 'FISCAL_MONTH_NAME');
cwm_olap_level_attribute.set_display_name(USER, 'TIMES_DIM', 'FIS_MONTH',
'FISCAL_MONTH_NAME', 'Fiscal Month Name');
cwm_olap_level_attribute.set_description(USER, 'TIMES_DIM', 'FIS_MONTH',
'FISCAL_MONTH_NAME', 'Fiscal Month Name');

cwm_olap_level_attribute.set_name(USER, 'TIMES_DIM', 'FIS_MONTH', 'DAYS_IN_FIS_
MONTH', 'DAYS_IN_FIS_MONTH');
cwm_olap_level_attribute.set_display_name(USER, 'TIMES_DIM', 'FIS_MONTH', 'DAYS_
IN_FIS_MONTH', 'DAYS_IN_FIS_MONTH');
cwm_olap_level_attribute.set_description(USER, 'TIMES_DIM', 'FIS_MONTH', 'DAYS_
IN_FIS_MONTH', 'Number of Days in Fiscal Month');

cwm_olap_level_attribute.set_name(USER, 'TIMES_DIM', 'FIS_MONTH', 'END_OF_FIS_
MONTH', 'END_OF_FIS_MONTH');
cwm_olap_level_attribute.set_display_name(USER, 'TIMES_DIM', 'FIS_MONTH', 'END_
OF_FIS_MONTH', 'End of Fiscal Month');
cwm_olap_level_attribute.set_description(USER, 'TIMES_DIM', 'FIS_MONTH', 'END_
OF_FIS_MONTH', 'Last Day of the Fiscal Month');

--Level: FISCAL QUARTER
cwm_olap_level_attribute.set_name(USER, 'TIMES_DIM', 'FIS_QUARTER',
'FISCAL_QUARTER_NUMBER', 'FISCAL_QUARTER_NUMBER');
cwm_olap_level_attribute.set_display_name(USER, 'TIMES_DIM', 'FIS_QUARTER',
'FISCAL_QUARTER_NUMBER', 'Fiscal Quarter Number');
```

```
cwm_olap_level_attribute.set_description(USER, 'TIMES_DIM', 'FIS_QUARTER',
'FISCAL_QUARTER_NUMBER', 'Fiscal Quarter Number');

cwm_olap_level_attribute.set_name(USER, 'TIMES_DIM', 'FIS_QUARTER', 'DAYS_IN_
FIS_QUARTER', 'DAYS_IN_FIS_QUARTER');
cwm_olap_level_attribute.set_display_name(USER, 'TIMES_DIM', 'FIS_QUARTER',
'DAYS_IN_FIS_QUARTER', 'Days in Fiscal Quarter');
cwm_olap_level_attribute.set_description(USER, 'TIMES_DIM', 'FIS_QUARTER',
'DAYS_IN_FIS_QUARTER', 'Number of Days in Fiscal Quarter');

cwm_olap_level_attribute.set_name(USER, 'TIMES_DIM', 'FIS_QUARTER', 'END_OF_FIS_
QUARTER', 'END_OF_FIS_QUARTER');
cwm_olap_level_attribute.set_display_name(USER, 'TIMES_DIM', 'FIS_QUARTER',
'END_OF_FIS_QUARTER', 'End of Fiscal Quarter');
cwm_olap_level_attribute.set_description(USER, 'TIMES_DIM', 'FIS_QUARTER', 'END_
OF_FIS_QUARTER', 'Last Day of the Fiscal Quarter');

cwm_olap_level_attribute.set_name(USER, 'TIMES_DIM', 'FIS_QUARTER', 'FISCAL_
QUARTER_DESC', 'FISCAL_QUARTER_DESC');
cwm_olap_level_attribute.set_display_name(USER, 'TIMES_DIM', 'FIS_QUARTER',
'FISCAL_QUARTER_DESC', 'Fiscal Quarter Description');
cwm_olap_level_attribute.set_description(USER, 'TIMES_DIM', 'FIS_QUARTER',
'FISCAL_QUARTER_DESC', 'Fiscal Quarter Description');

--Level: FISCAL YEAR
cwm_olap_level_attribute.set_name(USER, 'TIMES_DIM', 'FIS_YEAR', 'DAYS_IN_FIS_
YEAR', 'DAYS_IN_FIS_YEAR');
cwm_olap_level_attribute.set_display_name(USER, 'TIMES_DIM', 'FIS_YEAR', 'DAYS_
IN_FIS_YEAR', 'Days in Fiscal Year');
cwm_olap_level_attribute.set_description(USER, 'TIMES_DIM', 'FIS_YEAR', 'DAYS_
IN_FIS_YEAR', 'Number of Days in Fiscal Year');

cwm_olap_level_attribute.set_name(USER, 'TIMES_DIM', 'FIS_YEAR', 'END_OF_FIS_
YEAR', 'END_OF_FIS_YEAR');
cwm_olap_level_attribute.set_display_name(USER, 'TIMES_DIM', 'FIS_YEAR', 'END_
OF_FIS_YEAR', 'End of Fiscal Year');
cwm_olap_level_attribute.set_description(USER, 'TIMES_DIM', 'FIS_YEAR', 'END_OF_
FIS_YEAR', 'Last Day of the Fiscal Year');

cwm_olap_level_attribute.set_name(USER, 'TIMES_DIM', 'FIS_YEAR', 'FISCAL_YEAR',
'FISCAL_YEAR');
cwm_olap_level_attribute.set_display_name(USER, 'TIMES_DIM', 'FIS_YEAR',
'FISCAL_YEAR', 'Fiscal Year');
cwm_olap_level_attribute.set_description(USER, 'TIMES_DIM', 'FIS_YEAR', 'FISCAL_
YEAR', 'Fiscal Year');
```

```
dbms_output.put_line
('Drop dimension attributes prior to re-creation');

begin
  cwm_olap_dim_attribute.drop_dimension_attribute
(USER, 'TIMES_DIM', 'Long Description');
  dbms_output.put_line('- Long Description dropped');
exception
  when cwm_exceptions.attribute_not_found then
    null;
end;
begin
  cwm_olap_dim_attribute.drop_dimension_attribute
(USER, 'TIMES_DIM', 'Short Description');
  dbms_output.put_line('- Short Description dropped');
exception
  when cwm_exceptions.attribute_not_found then
    null;
end;
begin
  cwm_olap_dim_attribute.drop_dimension_attribute
(USER, 'TIMES_DIM', 'Period Number of Days');
  dbms_output.put_line('- Period Number of Days dropped');
exception
  when cwm_exceptions.attribute_not_found then
    null;
end;
begin
  cwm_olap_dim_attribute.drop_dimension_attribute
(USER, 'TIMES_DIM', 'Period End Date');
  dbms_output.put_line('- Period End Date dropped');
exception
  when cwm_exceptions.attribute_not_found then
    null;
end;

dbms_output.put_line
('Create dimension attributes and add their level attributes');

--Level attributes must be associated with a Dimension attribute
--SQL does not create Dimension attributes, so we do it here
```

```
CWM_OLAP_DIM_ATTRIBUTE.create_dimension_attribute
(USER, 'TIMES_DIM', 'Long Description', 'Long Time Period Names', 'Full name of
time periods');
  CWM_OLAP_DIM_ATTRIBUTE.add_level_attribute(USER, 'TIMES_DIM', 'Long
Description', 'DAY', 'DAY_NAME');
  CWM_OLAP_DIM_ATTRIBUTE.add_level_attribute(USER, 'TIMES_DIM', 'Long
Description', 'MONTH', 'CALENDAR_MONTH_DESC');
  CWM_OLAP_DIM_ATTRIBUTE.add_level_attribute(USER, 'TIMES_DIM', 'Long
Description', 'FIS_MONTH', 'FISCAL_MONTH_DESC');
  CWM_OLAP_DIM_ATTRIBUTE.add_level_attribute(USER, 'TIMES_DIM', 'Long
Description', 'QUARTER', 'CALENDAR_QUARTER_DESC');
  CWM_OLAP_DIM_ATTRIBUTE.add_level_attribute(USER, 'TIMES_DIM', 'Long
Description', 'FIS_QUARTER', 'FISCAL_QUARTER_DESC');
dbms_output.put_line('- Long Description created');
```

```
CWM_OLAP_DIM_ATTRIBUTE.create_dimension_attribute
(USER, 'TIMES_DIM', 'Short Description', 'Short Time Period Names', 'Short name
of time periods');
  CWM_OLAP_DIM_ATTRIBUTE.add_level_attribute(USER, 'TIMES_DIM', 'Short
Description', 'DAY', 'DAY_NAME');
  CWM_OLAP_DIM_ATTRIBUTE.add_level_attribute(USER, 'TIMES_DIM', 'Short
Description', 'MONTH', 'CALENDAR_MONTH_DESC');
  CWM_OLAP_DIM_ATTRIBUTE.add_level_attribute(USER, 'TIMES_DIM', 'Short
Description', 'FIS_MONTH', 'FISCAL_MONTH_DESC');
  CWM_OLAP_DIM_ATTRIBUTE.add_level_attribute(USER, 'TIMES_DIM', 'Short
Description', 'QUARTER', 'CALENDAR_QUARTER_DESC');
  CWM_OLAP_DIM_ATTRIBUTE.add_level_attribute(USER, 'TIMES_DIM', 'Short
Description', 'FIS_QUARTER', 'FISCAL_QUARTER_DESC');
dbms_output.put_line('- Short Description created');
```

```
CWM_OLAP_DIM_ATTRIBUTE.create_dimension_attribute(USER, 'TIMES_DIM', 'Period
Number of Days', 'Period Number of Days', 'Number of Days in Time Period');
  CWM_OLAP_DIM_ATTRIBUTE.add_level_attribute(USER, 'TIMES_DIM', 'Period Number
of Days', 'MONTH', 'DAYS_IN_CAL_MONTH');
  CWM_OLAP_DIM_ATTRIBUTE.add_level_attribute(USER, 'TIMES_DIM', 'Period Number
of Days', 'QUARTER', 'DAYS_IN_CAL_QUARTER');
  CWM_OLAP_DIM_ATTRIBUTE.add_level_attribute(USER, 'TIMES_DIM', 'Period Number
of Days', 'YEAR', 'DAYS_IN_CAL_YEAR');
  CWM_OLAP_DIM_ATTRIBUTE.add_level_attribute(USER, 'TIMES_DIM', 'Period Number
of Days', 'FIS_MONTH', 'DAYS_IN_FIS_MONTH');
  CWM_OLAP_DIM_ATTRIBUTE.add_level_attribute(USER, 'TIMES_DIM', 'Period Number
of Days', 'FIS_QUARTER', 'DAYS_IN_FIS_QUARTER');
  CWM_OLAP_DIM_ATTRIBUTE.add_level_attribute(USER, 'TIMES_DIM', 'Period Number
of Days', 'FIS_YEAR', 'DAYS_IN_FIS_YEAR');
dbms_output.put_line('- Period Number of Days created');
```

```

CWM_OLAP_DIM_ATTRIBUTE.create_dimension_attribute(USER, 'TIMES_DIM', 'Period End
Date', 'Period End Date', 'Last Day in Time Period');
  CWM_OLAP_DIM_ATTRIBUTE.add_level_attribute(USER, 'TIMES_DIM', 'Period End
Date', 'MONTH', 'END_OF_CAL_MONTH');
  CWM_OLAP_DIM_ATTRIBUTE.add_level_attribute(USER, 'TIMES_DIM', 'Period End
Date', 'QUARTER', 'END_OF_CAL_QUARTER');
  CWM_OLAP_DIM_ATTRIBUTE.add_level_attribute(USER, 'TIMES_DIM', 'Period End
Date', 'YEAR', 'END_OF_CAL_YEAR');
  CWM_OLAP_DIM_ATTRIBUTE.add_level_attribute(USER, 'TIMES_DIM', 'Period End
Date', 'FIS_MONTH', 'END_OF_FIS_MONTH');
  CWM_OLAP_DIM_ATTRIBUTE.add_level_attribute(USER, 'TIMES_DIM', 'Period End
Date', 'FIS_QUARTER', 'END_OF_FIS_QUARTER');
  CWM_OLAP_DIM_ATTRIBUTE.add_level_attribute(USER, 'TIMES_DIM', 'Period End
Date', 'FIS_YEAR', 'END_OF_FIS_YEAR');
dbms_output.put_line('- Period End Date created');

dbms_output.put_line
('Classify entity descriptor use');
begin
  SELECT descriptor_id INTO time_desc_id
    FROM all_olap_descriptors
    WHERE descriptor_value = 'Time'
    AND descriptor_type = 'Dimension Type';
  begin
    cwm_classify.add_entity_descriptor_use(time_desc_id,
'DIMENSION', USER, 'TIMES_DIM', 'TIMES');
    dbms_output.put_line('- Time dimension');
  exception
    when cwm_exceptions.element_already_exists
    then null;
  end;
end;

--In this case it is the dimension attribute descriptors that are being
classified
begin
  SELECT descriptor_id INTO long_desc_id
    FROM all_olap_descriptors
    WHERE descriptor_value = 'Long Description'
    AND descriptor_type = 'Dimensional Attribute Descriptor';
  begin
    begin
      cwm_classify.add_entity_descriptor_use(long_desc_id,
DIMENSION_ATTRIBUTE_TYPE, USER, 'TIMES_DIM', 'Long Description');

```

```
        dbms_output.put_line('- Long description');
        exception
            when cwm_exceptions.element_already_exists
            then null;
        end;
    begin
        cwm_classify.add_entity_descriptor_use(long_desc_id,
LEVEL_ATTRIBUTE_TYPE, USER, 'TIMES_DIM', 'DAY', 'DAY_NAME');
        dbms_output.put_line('- Day name');
        exception
            when cwm_exceptions.element_already_exists
            then null;
        end;
    begin
        cwm_classify.add_entity_descriptor_use(long_desc_id,
LEVEL_ATTRIBUTE_TYPE, USER, 'TIMES_DIM', 'MONTH', 'CALENDAR_MONTH_DESC');
        dbms_output.put_line('- Calendar month description');
        exception
            when cwm_exceptions.element_already_exists
            then null;
        end;
    begin
        cwm_classify.add_entity_descriptor_use(long_desc_id,
LEVEL_ATTRIBUTE_TYPE, USER, 'TIMES_DIM', 'QUARTER', 'CALENDAR_QUARTER_DESC');
        dbms_output.put_line('- Calendar quarter description');
        exception
            when cwm_exceptions.element_already_exists
            then null;
        end;
    begin
        cwm_classify.add_entity_descriptor_use(long_desc_id,
LEVEL_ATTRIBUTE_TYPE, USER, 'TIMES_DIM', 'FIS_MONTH', 'FISCAL_MONTH_DESC');
        dbms_output.put_line('- Fiscal month description');
        exception
            when cwm_exceptions.element_already_exists
            then null;
        end;
    begin
        cwm_classify.add_entity_descriptor_use(long_desc_id,
LEVEL_ATTRIBUTE_TYPE, USER, 'TIMES_DIM', 'FIS_QUARTER', 'FISCAL_QUARTER_
DESC');
        dbms_output.put_line('- Fiscal quarter description');
        exception
            when cwm_exceptions.element_already_exists
            then null;
```



```
        end;
    end;
end;

dbms_output.put_line('- Short Description');
begin
    SELECT descriptor_id INTO short_desc_id
    FROM all_olap_descriptors
    WHERE descriptor_value = 'Short Description'
    AND descriptor_type = 'Dimensional Attribute Descriptor';
    begin
        begin
            cwm_classify.add_entity_descriptor_use(short_desc_id,
            DIMENSION_ATTRIBUTE_TYPE, USER, 'TIMES_DIM', 'Short Description');
        exception
            when cwm_exceptions.element_already_exists
            then null;
        end;
        begin
            cwm_classify.add_entity_descriptor_use(short_desc_id,
            LEVEL_ATTRIBUTE_TYPE, USER, 'TIMES_DIM', 'DAY', 'DAY_NAME');
            dbms_output.put_line('- Day name');
        exception
            when cwm_exceptions.element_already_exists
            then null;
        end;
        begin
            cwm_classify.add_entity_descriptor_use(short_desc_id,
            LEVEL_ATTRIBUTE_TYPE, USER, 'TIMES_DIM', 'MONTH', 'CALENDAR_MONTH_DESC');
            dbms_output.put_line('- Calendar month description');
        exception
            when cwm_exceptions.element_already_exists
            then null;
        end;
        begin
            cwm_classify.add_entity_descriptor_use(short_desc_id,
            LEVEL_ATTRIBUTE_TYPE, USER, 'TIMES_DIM', 'QUARTER', 'CALENDAR_QUARTER_DESC');
            dbms_output.put_line('- Calendar quarter description');
        exception
            when cwm_exceptions.element_already_exists
            then null;
        end;
        begin
            cwm_classify.add_entity_descriptor_use(short_desc_id,
            LEVEL_ATTRIBUTE_TYPE, USER, 'TIMES_DIM', 'FIS_MONTH', 'FISCAL_MONTH_DESC');
```

```
        dbms_output.put_line('- Fiscal month description');
    exception
        when cwm_exceptions.element_already_exists
            then null;
        end;
    begin
        cwm_classify.add_entity_descriptor_use(short_desc_id,
        LEVEL_ATTRIBUTE_TYPE, USER, 'TIMES_DIM', 'FIS_QUARTER', 'FISCAL_QUARTER_
DESC');
        dbms_output.put_line('- Fiscal quarter description');
    exception
        when cwm_exceptions.element_already_exists
            then null;
        end;
    end;
end;

dbms_output.put_line('- Time Span');
begin
    SELECT descriptor_id INTO time_span_id
    FROM all_olap_descriptors
    WHERE descriptor_value = 'Time Span'
    AND descriptor_type = 'Time Dimension Attribute Type';
    begin
        begin
            cwm_classify.add_entity_descriptor_use(time_span_id,
DIMENSION_ATTRIBUTE_TYPE, USER, 'TIMES_DIM', 'Period Number of Days');
        exception
            when cwm_exceptions.element_already_exists
                then null;
            end;
        begin
            cwm_classify.add_entity_descriptor_use(time_span_id,
        LEVEL_ATTRIBUTE_TYPE, USER, 'TIMES_DIM', 'MONTH', 'DAYS_IN_CAL_MONTH');
            dbms_output.put_line('- Days in calendar month');
        exception
            when cwm_exceptions.element_already_exists
                then null;
            end;
        begin
            cwm_classify.add_entity_descriptor_use(time_span_id,
        LEVEL_ATTRIBUTE_TYPE, USER, 'TIMES_DIM', 'QUARTER', 'DAYS_IN_CAL_QUARTER');
            dbms_output.put_line('- Days in calendar quarter');
        exception
```

```
        when cwm_exceptions.element_already_exists
            then null;
    end;
begin
    cwm_classify.add_entity_descriptor_use(time_span_id,
LEVEL_ATTRIBUTE_TYPE, USER, 'TIMES_DIM', 'YEAR', 'DAYS_IN_CAL_YEAR');
    dbms_output.put_line('- Days in calendar year');
    exception
        when cwm_exceptions.element_already_exists
            then null;
    end;
begin
    cwm_classify.add_entity_descriptor_use(time_span_id,
LEVEL_ATTRIBUTE_TYPE, USER, 'TIMES_DIM', 'FIS_MONTH', 'DAYS_IN_FIS_MONTH');
    dbms_output.put_line('- Days in fiscal month');
    exception
        when cwm_exceptions.element_already_exists
            then null;
    end;
begin
    cwm_classify.add_entity_descriptor_use(time_span_id,
LEVEL_ATTRIBUTE_TYPE, USER, 'TIMES_DIM', 'FIS_QUARTER', 'DAYS_IN_FIS_QUARTER');
    dbms_output.put_line('- Days in fiscal quarter');
    exception
        when cwm_exceptions.element_already_exists
            then null;
    end;
begin
    cwm_classify.add_entity_descriptor_use(time_span_id,
LEVEL_ATTRIBUTE_TYPE, USER, 'TIMES_DIM', 'FIS_YEAR', 'DAYS_IN_FIS_YEAR');
    dbms_output.put_line('- Days in fiscal year');
    exception
        when cwm_exceptions.element_already_exists
            then null;
        end;
    end;
end;

dbms_output.put_line('- End Date');
begin
    SELECT descriptor_id INTO end_date_id
    FROM all_olap_descriptors
    WHERE descriptor_value = 'End Date'
    AND descriptor_type = 'Time Dimension Attribute Type';
```

```
begin
  begin
    cwm_classify.add_entity_descriptor_use(end_date_id,
DIMENSION_ATTRIBUTE_TYPE, USER, 'TIMES_DIM', 'Period End Date');
    exception
      when cwm_exceptions.element_already_exists
        then null;
    end;
  begin
    cwm_classify.add_entity_descriptor_use(end_date_id,
LEVEL_ATTRIBUTE_TYPE, USER, 'TIMES_DIM', 'MONTH', 'END_OF_CAL_MONTH');
    dbms_output.put_line('- End of calendar month');
    exception
      when cwm_exceptions.element_already_exists
        then null;
    end;
  begin
    cwm_classify.add_entity_descriptor_use(end_date_id,
LEVEL_ATTRIBUTE_TYPE, USER, 'TIMES_DIM', 'QUARTER', 'END_OF_CAL_QUARTER');
    dbms_output.put_line('- End of calendar quarter');
    exception
      when cwm_exceptions.element_already_exists
        then null;
    end;
  begin
    cwm_classify.add_entity_descriptor_use(end_date_id,
LEVEL_ATTRIBUTE_TYPE, USER, 'TIMES_DIM', 'YEAR', 'END_OF_CAL_YEAR');
    dbms_output.put_line('- End of calendar year');
    exception
      when cwm_exceptions.element_already_exists
        then null;
    end;
begin
  cwm_classify.add_entity_descriptor_use(end_date_id,
LEVEL_ATTRIBUTE_TYPE, USER, 'TIMES_DIM', 'FIS_MONTH', 'END_OF_FIS_MONTH');
  dbms_output.put_line('- End of fiscal month');
  exception
    when cwm_exceptions.element_already_exists
      then null;
end;
begin
  cwm_classify.add_entity_descriptor_use(end_date_id,
LEVEL_ATTRIBUTE_TYPE, USER, 'TIMES_DIM', 'FIS_QUARTER', 'END_OF_FIS_QUARTER');
  dbms_output.put_line('- End of fiscal quarter');
  exception
```

```

        when cwm_exceptions.element_already_exists
            then null;
    end;
begin
    cwm_classify.add_entity_descriptor_use(end_date_id,
LEVEL_ATTRIBUTE_TYPE, USER, 'TIMES_DIM', 'FIS_YEAR', 'END_OF_FIS_YEAR');
    dbms_output.put_line('- End of fiscal year');
exception
    when cwm_exceptions.element_already_exists
        then null;
        end;
    end;
end;
----- Process the CUSTOMERS Dimension -----

dbms_output.put_line('-');
dbms_output.put_line
('<<<<< CUSTOMERS DIMENSION >>>>>');
dbms_output.put_line
('Dimension - display name, description and plural name');

CWM_OLAP_DIMENSION.set_display_name(USER, 'CUSTOMERS_DIM', 'Customer');
CWM_OLAP_DIMENSION.set_description(USER, 'CUSTOMERS_DIM', 'Customer Dimension
Values');
CWM_OLAP_DIMENSION.set_plural_name(USER, 'CUSTOMERS_DIM', 'Customers');

dbms_output.put_line
('Level - display name and description');

cwm_olap_level.set_display_name(USER, 'CUSTOMERS_DIM', 'CUSTOMER', 'Customer');
cwm_olap_level.set_description(USER, 'CUSTOMERS_DIM', 'CUSTOMER', 'Customer
level of standard CUSTOMER hierarchy');

cwm_olap_level.set_display_name(USER, 'CUSTOMERS_DIM', 'CITY', 'City');
cwm_olap_level.set_description(USER, 'CUSTOMERS_DIM', 'CITY', 'City level of the
standard CUSTOMER hierarchy');

cwm_olap_level.set_display_name(USER, 'CUSTOMERS_DIM', 'STATE', 'State');
cwm_olap_level.set_description(USER, 'CUSTOMERS_DIM', 'STATE', 'State level of
the standard CUSTOMER hierarchy');

cwm_olap_level.set_display_name(USER, 'CUSTOMERS_DIM', 'COUNTRY', 'Country');
cwm_olap_level.set_description(USER, 'CUSTOMERS_DIM', 'COUNTRY', 'Country level
of the standard CUSTOMER hierarchy');

```

```
cwm_olap_level.set_display_name(USER, 'CUSTOMERS_DIM', 'SUBREGION',
'Subregion');
cwm_olap_level.set_description(USER, 'CUSTOMERS_DIM', 'SUBREGION', 'Subregion
level of the standard CUSTOMER hierarchy');

cwm_olap_level.set_display_name(USER, 'CUSTOMERS_DIM', 'REGION', 'Region');
cwm_olap_level.set_description(USER, 'CUSTOMERS_DIM', 'REGION', 'Region level of
the standard CUSTOMER hierarchy');

cwm_olap_level.set_display_name(USER, 'CUSTOMERS_DIM', 'GEOG_TOTAL', 'Geography
Total');
cwm_olap_level.set_description(USER, 'CUSTOMERS_DIM', 'GEOG_TOTAL', 'Geography
Total for the standard CUSTOMER hierarchy');

cwm_olap_level.set_display_name(USER, 'CUSTOMERS_DIM', 'CUST_TOTAL', 'Customer
Total');
cwm_olap_level.set_description(USER, 'CUSTOMERS_DIM', 'CUST_TOTAL', 'Customer
Total for the standard CUSTOMER hierarchy');

dbms_output.put_line
('Hierarchy - display name and description');

cwm_olap_hierarchy.set_display_name(USER, 'CUSTOMERS_DIM', 'GEOG_ROLLUP',
'Standard');
cwm_olap_hierarchy.set_description(USER, 'CUSTOMERS_DIM', 'GEOG_ROLLUP',
'Standard GEOGRAPHY hierarchy');

cwm_olap_hierarchy.set_display_name(USER, 'CUSTOMERS_DIM', 'CUST_ROLLUP',
'Standard');
cwm_olap_hierarchy.set_description(USER, 'CUSTOMERS_DIM', 'CUST_ROLLUP',
'Standard CUSTOMER hierarchy');

dbms_output.put_line('- default calculation hierarchy');
cwm_olap_cube.set_default_calc_hierarchy(USER, 'SALES_CUBE', 'GEOG_ROLLUP', USER,
'CUSTOMERS_DIM', 'CUSTOMERS_DIM');

dbms_output.put_line('- default display hierarchy');
cwm_olap_dimension.set_default_display_hierarchy(USER, 'CUSTOMERS_DIM', 'GEOG_
ROLLUP');
```

```
dbms_output.put_line
('Level Attributes - name, display name, description');

--Level: CUSTOMER

cwm_olap_level_attribute.set_name(USER, 'CUSTOMERS_DIM', 'CUSTOMER', 'CUST_
FIRST_NAME', 'CUST_FIRST_NAME');
cwm_olap_level_attribute.set_display_name(USER, 'CUSTOMERS_DIM', 'CUSTOMER',
'CUST_FIRST_NAME', 'First Name');
cwm_olap_level_attribute.set_description(USER, 'CUSTOMERS_DIM', 'CUSTOMER',
'CUST_FIRST_NAME', 'Customer First Name');

cwm_olap_level_attribute.set_name(USER, 'CUSTOMERS_DIM', 'CUSTOMER', 'CUST_LAST_
NAME', 'CUST_LAST_NAME');
cwm_olap_level_attribute.set_display_name(USER, 'CUSTOMERS_DIM', 'CUSTOMER',
'CUST_LAST_NAME', 'Last Name');
cwm_olap_level_attribute.set_description(USER, 'CUSTOMERS_DIM', 'CUSTOMER',
'CUST_LAST_NAME', 'Customer Last Name');

cwm_olap_level_attribute.set_name(USER, 'CUSTOMERS_DIM', 'CUSTOMER', 'CUST_
GENDER', 'CUST_GENDER');
cwm_olap_level_attribute.set_display_name(USER, 'CUSTOMERS_DIM', 'CUSTOMER',
'CUST_GENDER', 'Gender');
cwm_olap_level_attribute.set_description(USER, 'CUSTOMERS_DIM', 'CUSTOMER',
'CUST_GENDER', 'Customer Gender');

cwm_olap_level_attribute.set_name(USER, 'CUSTOMERS_DIM', 'CUSTOMER', 'CUST_
MARITAL_STATUS', 'CUST_MARITAL_STATUS');
cwm_olap_level_attribute.set_display_name(USER, 'CUSTOMERS_DIM', 'CUSTOMER',
'CUST_MARITAL_STATUS', 'Marital Status');
cwm_olap_level_attribute.set_description(USER, 'CUSTOMERS_DIM', 'CUSTOMER',
'CUST_MARITAL_STATUS', 'Customer Marital Status');

cwm_olap_level_attribute.set_name(USER, 'CUSTOMERS_DIM', 'CUSTOMER', 'CUST_YEAR_
OF_BIRTH', 'CUST_YEAR_OF_BIRTH');
cwm_olap_level_attribute.set_display_name(USER, 'CUSTOMERS_DIM', 'CUSTOMER',
'CUST_YEAR_OF_BIRTH', 'Year of Birth');
cwm_olap_level_attribute.set_description(USER, 'CUSTOMERS_DIM', 'CUSTOMER',
'CUST_YEAR_OF_BIRTH', 'Customer Year of Birth');

cwm_olap_level_attribute.set_name(USER, 'CUSTOMERS_DIM', 'CUSTOMER', 'CUST_
INCOME_LEVEL', 'CUST_INCOME_LEVEL');
cwm_olap_level_attribute.set_display_name(USER, 'CUSTOMERS_DIM', 'CUSTOMER',
'CUST_INCOME_LEVEL', 'Income Level');
cwm_olap_level_attribute.set_description(USER, 'CUSTOMERS_DIM', 'CUSTOMER',
```

```
'CUST_INCOME_LEVEL', 'Customer Income Level');

cwm_olap_level_attribute.set_name(USER, 'CUSTOMERS_DIM', 'CUSTOMER', 'CUST_
CREDIT_LIMIT', 'CUST_CREDIT_LIMIT');
cwm_olap_level_attribute.set_display_name(USER, 'CUSTOMERS_DIM', 'CUSTOMER',
'CUST_CREDIT_LIMIT', 'Credit Limit');
cwm_olap_level_attribute.set_description(USER, 'CUSTOMERS_DIM', 'CUSTOMER',
'CUST_CREDIT_LIMIT', 'Customer Credit Limit');

cwm_olap_level_attribute.set_name(USER, 'CUSTOMERS_DIM', 'CUSTOMER', 'CUST_
STREET_ADDRESS', 'CUST_STREET_ADDRESS');
cwm_olap_level_attribute.set_display_name(USER, 'CUSTOMERS_DIM', 'CUSTOMER',
'CUST_STREET_ADDRESS', 'Street Address');
cwm_olap_level_attribute.set_description(USER, 'CUSTOMERS_DIM', 'CUSTOMER',
'CUST_STREET_ADDRESS', 'Customer Street Address');

cwm_olap_level_attribute.set_name(USER, 'CUSTOMERS_DIM', 'CUSTOMER', 'CUST_
POSTAL_CODE', 'CUST_POSTAL_CODE');
cwm_olap_level_attribute.set_display_name(USER, 'CUSTOMERS_DIM', 'CUSTOMER',
'CUST_POSTAL_CODE', 'Postal Code');
cwm_olap_level_attribute.set_description(USER, 'CUSTOMERS_DIM', 'CUSTOMER',
'CUST_POSTAL_CODE', 'Customer Postal Code');

cwm_olap_level_attribute.set_name(USER, 'CUSTOMERS_DIM', 'CUSTOMER', 'CUST_MAIN_
PHONE_NUMBER', 'CUST_MAIN_PHONE_NUMBER');
cwm_olap_level_attribute.set_display_name(USER, 'CUSTOMERS_DIM', 'CUSTOMER',
'CUST_MAIN_PHONE_NUMBER', 'Main Phone Number');
cwm_olap_level_attribute.set_description(USER, 'CUSTOMERS_DIM', 'CUSTOMER',
'CUST_MAIN_PHONE_NUMBER', 'Customer Main Phone Number');

cwm_olap_level_attribute.set_name(USER, 'CUSTOMERS_DIM', 'CUSTOMER', 'CUST_
EMAIL', 'CUST_EMAIL');
cwm_olap_level_attribute.set_display_name(USER, 'CUSTOMERS_DIM', 'CUSTOMER',
'CUST_EMAIL', 'E-mail');
cwm_olap_level_attribute.set_description(USER, 'CUSTOMERS_DIM', 'CUSTOMER',
'CUST_EMAIL', 'Customer E-mail');

--Level: CITY

cwm_olap_level_attribute.set_name(USER, 'CUSTOMERS_DIM', 'CITY', 'CUST_CITY',
'CUST_CITY');
cwm_olap_level_attribute.set_display_name(USER, 'CUSTOMERS_DIM', 'CITY', 'CUST_
CITY', 'City');
cwm_olap_level_attribute.set_description(USER, 'CUSTOMERS_DIM', 'CITY', 'CUST_
CITY', 'City Name');
```



```
--Level: STATE

cwm_olap_level_attribute.set_name(USER, 'CUSTOMERS_DIM', 'STATE', 'CUST_STATE_
PROVINCE', 'CUST_STATE_PROVINCE');
cwm_olap_level_attribute.set_display_name(USER, 'CUSTOMERS_DIM', 'STATE', 'CUST_
STATE_PROVINCE', 'State/Province');
cwm_olap_level_attribute.set_description(USER, 'CUSTOMERS_DIM', 'STATE', 'CUST_
STATE_PROVINCE', 'State/Province Name');

--Level: SUBREGION

cwm_olap_level_attribute.set_name(USER, 'CUSTOMERS_DIM', 'SUBREGION', 'COUNTRY_
SUBREGION', 'COUNTRY_SUBREGION');
cwm_olap_level_attribute.set_display_name(USER, 'CUSTOMERS_DIM', 'SUBREGION',
'COUNTRY_SUBREGION', 'Subregion');
cwm_olap_level_attribute.set_description(USER, 'CUSTOMERS_DIM', 'SUBREGION',
'COUNTRY_SUBREGION', 'Subregion Name');

--Level: REGION

cwm_olap_level_attribute.set_name(USER, 'CUSTOMERS_DIM', 'REGION', 'COUNTRY_
REGION', 'COUNTRY_REGION');
cwm_olap_level_attribute.set_display_name(USER, 'CUSTOMERS_DIM', 'REGION',
'COUNTRY_REGION', 'Region');
cwm_olap_level_attribute.set_description(USER, 'CUSTOMERS_DIM', 'REGION',
'COUNTRY_REGION', 'Region Name');

--Level: COUNTRY

cwm_olap_level_attribute.set_name(USER, 'CUSTOMERS_DIM', 'COUNTRY', 'COUNTRY_
NAME', 'COUNTRY_NAME');
cwm_olap_level_attribute.set_display_name(USER, 'CUSTOMERS_DIM', 'COUNTRY',
'COUNTRY_NAME', 'Country Name');
cwm_olap_level_attribute.set_description(USER, 'CUSTOMERS_DIM', 'COUNTRY',
'COUNTRY_NAME', 'Country Name');

--Level: GEOGRAPHY TOTAL

cwm_olap_level_attribute.set_name(USER, 'CUSTOMERS_DIM', 'GEOG_TOTAL', 'COUNTRY_
TOTAL', 'COUNTRY_TOTAL');
cwm_olap_level_attribute.set_display_name(USER, 'CUSTOMERS_DIM', 'GEOG_TOTAL',
'COUNTRY_TOTAL', 'Country Total');
cwm_olap_level_attribute.set_description(USER, 'CUSTOMERS_DIM', 'GEOG_TOTAL',
'COUNTRY_TOTAL', 'Country Total');
```

```
--Level: CUSTOMER TOTAL

cwm_olap_level_attribute.set_name(USER, 'CUSTOMERS_DIM', 'CUST_TOTAL', 'CUST_
TOTAL', 'CUST_TOTAL');
cwm_olap_level_attribute.set_display_name(USER, 'CUSTOMERS_DIM', 'CUST_TOTAL',
'CUST_TOTAL', 'Customer Total');
cwm_olap_level_attribute.set_description(USER, 'CUSTOMERS_DIM', 'CUST_TOTAL',
'CUST_TOTAL', 'Customer Total');

dbms_output.put_line
('Drop dimension attributes prior to re-creation');

begin
  cwm_olap_dim_attribute.drop_dimension_attribute(USER, 'CUSTOMERS_DIM', 'Long
Description');
  dbms_output.put_line('- Long Description dropped');
exception
  when cwm_exceptions.attribute_not_found then
    null;
end;
begin
  cwm_olap_dim_attribute.drop_dimension_attribute(USER, 'CUSTOMERS_DIM',
'Short Description' );
  dbms_output.put_line('- Short Description dropped');
exception
  when cwm_exceptions.attribute_not_found then
    dbms_output.put_line('      No attribute to drop');
end;
begin
  cwm_olap_dim_attribute.drop_dimension_attribute(USER, 'CUSTOMERS_DIM',
'First Name');
  dbms_output.put_line('- First Name dropped');
exception
  when cwm_exceptions.attribute_not_found then
    dbms_output.put_line('      No attribute to drop');
end;
begin
  cwm_olap_dim_attribute.drop_dimension_attribute(USER, 'CUSTOMERS_DIM', 'Last
Name');
  dbms_output.put_line('- Last Name dropped');
exception
  when cwm_exceptions.attribute_not_found then
    dbms_output.put_line('      No attribute to drop');
```

```
end;
begin
  cwm_olap_dim_attribute.drop_dimension_attribute(USER, 'CUSTOMERS_DIM',
'Gender');
  dbms_output.put_line('- Gender dropped');
exception
  when cwm_exceptions.attribute_not_found then
    dbms_output.put_line('      No attribute to drop');
end;
begin
  cwm_olap_dim_attribute.drop_dimension_attribute(USER, 'CUSTOMERS_DIM',
'Marital Status');
  dbms_output.put_line('- Marital Status dropped');
exception
  when cwm_exceptions.attribute_not_found then
    dbms_output.put_line('      No attribute to drop');
end;
begin
  cwm_olap_dim_attribute.drop_dimension_attribute(USER, 'CUSTOMERS_DIM', 'Year
of Birth');
  dbms_output.put_line('- Year of Birth dropped');
exception
  when cwm_exceptions.attribute_not_found then
    dbms_output.put_line('      No attribute to drop');
end;
begin
  cwm_olap_dim_attribute.drop_dimension_attribute(USER, 'CUSTOMERS_DIM',
'Income Level');
  dbms_output.put_line('- Income Level dropped');
exception
  when cwm_exceptions.attribute_not_found then
    dbms_output.put_line('      No attribute to drop');
end;
begin
  cwm_olap_dim_attribute.drop_dimension_attribute(USER, 'CUSTOMERS_DIM',
'Credit Limit');
  dbms_output.put_line('- Credit Limit dropped');
exception
  when cwm_exceptions.attribute_not_found then
    dbms_output.put_line('No attribute to drop');
end;
begin
  cwm_olap_dim_attribute.drop_dimension_attribute(USER, 'CUSTOMERS_DIM',
'Street Address');
  dbms_output.put_line('- Street Address dropped');
```

```
exception
  when cwm_exceptions.attribute_not_found then
    dbms_output.put_line('      No attribute to drop');
end;
begin
  cwm_olap_dim_attribute.drop_dimension_attribute(USER, 'CUSTOMERS_DIM',
'Postal Code');
  dbms_output.put_line('- Postal Code dropped');
exception
  when cwm_exceptions.attribute_not_found then
    dbms_output.put_line('      No attribute to drop');
end;
begin
  cwm_olap_dim_attribute.drop_dimension_attribute(USER, 'CUSTOMERS_DIM',
'Phone Number');
  dbms_output.put_line('- Phone Number dropped');
exception
  when cwm_exceptions.attribute_not_found then
    dbms_output.put_line('No attribute to drop');
end;
begin
  cwm_olap_dim_attribute.drop_dimension_attribute(USER, 'CUSTOMERS_DIM',
'E-mail');
  dbms_output.put_line('- E-mail dropped');
exception
  when cwm_exceptions.attribute_not_found then
    dbms_output.put_line('No attribute to drop');
end;

dbms_output.put_line
('Create dimension attributes and add their level attributes');

CWM_OLAP_DIM_ATTRIBUTE.create_dimension_attribute(USER, 'CUSTOMERS_DIM', 'Long
Description', 'Customer Information', 'Long Description of Customer
Information');
  CWM_OLAP_DIM_ATTRIBUTE.add_level_attribute(USER, 'CUSTOMERS_DIM', 'Long
Description', 'CUSTOMER', 'CUST_LAST_NAME');
  CWM_OLAP_DIM_ATTRIBUTE.add_level_attribute(USER, 'CUSTOMERS_DIM', 'Long
Description', 'CITY', 'CUST_CITY');
  CWM_OLAP_DIM_ATTRIBUTE.add_level_attribute(USER, 'CUSTOMERS_DIM', 'Long
Description', 'STATE', 'CUST_STATE_PROVINCE');
  CWM_OLAP_DIM_ATTRIBUTE.add_level_attribute(USER, 'CUSTOMERS_DIM', 'Long
Description', 'COUNTRY', 'COUNTRY_NAME');
  CWM_OLAP_DIM_ATTRIBUTE.add_level_attribute(USER, 'CUSTOMERS_DIM', 'Long
Description', 'SUBREGION', 'COUNTRY_SUBREGION');
```

```
CWM_OLAP_DIM_ATTRIBUTE.add_level_attribute(USER, 'CUSTOMERS_DIM', 'Long
Description', 'REGION', 'COUNTRY_REGION');
dbms_output.put_line('- Long Description created');

CWM_OLAP_DIM_ATTRIBUTE.create_dimension_attribute(USER, 'CUSTOMERS_DIM', 'Short
Description', 'Customer Information', 'Short Description of Customer
Information');
CWM_OLAP_DIM_ATTRIBUTE.add_level_attribute(USER, 'CUSTOMERS_DIM', 'Short
Description', 'CUSTOMER', 'CUST_LAST_NAME');
CWM_OLAP_DIM_ATTRIBUTE.add_level_attribute(USER, 'CUSTOMERS_DIM', 'Short
Description', 'CITY', 'CUST_CITY');
CWM_OLAP_DIM_ATTRIBUTE.add_level_attribute(USER, 'CUSTOMERS_DIM', 'Short
Description', 'STATE', 'CUST_STATE_PROVINCE');
CWM_OLAP_DIM_ATTRIBUTE.add_level_attribute(USER, 'CUSTOMERS_DIM', 'Short
Description', 'COUNTRY', 'COUNTRY_NAME');
CWM_OLAP_DIM_ATTRIBUTE.add_level_attribute(USER, 'CUSTOMERS_DIM', 'Short
Description', 'SUBREGION', 'COUNTRY_SUBREGION');
CWM_OLAP_DIM_ATTRIBUTE.add_level_attribute(USER, 'CUSTOMERS_DIM', 'Short
Description', 'REGION', 'COUNTRY_REGION');
dbms_output.put_line('- Short Description created');

CWM_OLAP_DIM_ATTRIBUTE.create_dimension_attribute(USER, 'CUSTOMERS_DIM', 'First
Name', 'First Name', 'First Name');
CWM_OLAP_DIM_ATTRIBUTE.add_level_attribute(USER, 'CUSTOMERS_DIM', 'First
Name', 'CUSTOMER', 'CUST_FIRST_NAME');

CWM_OLAP_DIM_ATTRIBUTE.create_dimension_attribute(USER, 'CUSTOMERS_DIM', 'Last
Name', 'Last Name', 'Last Name');
CWM_OLAP_DIM_ATTRIBUTE.add_level_attribute(USER, 'CUSTOMERS_DIM', 'Last Name',
'CUSTOMER', 'CUST_LAST_NAME');

CWM_OLAP_DIM_ATTRIBUTE.create_dimension_attribute(USER, 'CUSTOMERS_DIM',
'Gender', 'Gender', 'Gender');
CWM_OLAP_DIM_ATTRIBUTE.add_level_attribute(USER, 'CUSTOMERS_DIM', 'Gender',
'CUSTOMER', 'CUST_GENDER');

CWM_OLAP_DIM_ATTRIBUTE.create_dimension_attribute(USER, 'CUSTOMERS_DIM',
'Marital Status', 'Marital Status', 'Marital Status');
CWM_OLAP_DIM_ATTRIBUTE.add_level_attribute(USER, 'CUSTOMERS_DIM', 'Marital
Status', 'CUSTOMER', 'CUST_MARITAL_STATUS');

CWM_OLAP_DIM_ATTRIBUTE.create_dimension_attribute(USER, 'CUSTOMERS_DIM', 'Year
of Birth', 'Year of Birth', 'Year of Birth');
CWM_OLAP_DIM_ATTRIBUTE.add_level_attribute(USER, 'CUSTOMERS_DIM', 'Year of
Birth', 'CUSTOMER', 'CUST_YEAR_OF_BIRTH');
```

```
CWM_OLAP_DIM_ATTRIBUTE.create_dimension_attribute(USER, 'CUSTOMERS_DIM', 'Income
Level', 'Income Level', 'Income Level');
  CWM_OLAP_DIM_ATTRIBUTE.add_level_attribute(USER, 'CUSTOMERS_DIM', 'Income
Level', 'CUSTOMER', 'CUST_INCOME_LEVEL');

CWM_OLAP_DIM_ATTRIBUTE.create_dimension_attribute(USER, 'CUSTOMERS_DIM', 'Credit
Limit', 'Credit Limit', 'Credit Limit');
  CWM_OLAP_DIM_ATTRIBUTE.add_level_attribute(USER, 'CUSTOMERS_DIM', 'Credit
Limit', 'CUSTOMER', 'CUST_CREDIT_LIMIT');

CWM_OLAP_DIM_ATTRIBUTE.create_dimension_attribute(USER, 'CUSTOMERS_DIM', 'Street
Address', 'Street Address', 'Street Address');
  CWM_OLAP_DIM_ATTRIBUTE.add_level_attribute(USER, 'CUSTOMERS_DIM', 'Street
Address', 'CUSTOMER', 'CUST_STREET_ADDRESS');

CWM_OLAP_DIM_ATTRIBUTE.create_dimension_attribute(USER, 'CUSTOMERS_DIM', 'Postal
Code', 'Postal Code', 'Postal Code');
  CWM_OLAP_DIM_ATTRIBUTE.add_level_attribute(USER, 'CUSTOMERS_DIM', 'Postal
Code', 'CUSTOMER', 'CUST_POSTAL_CODE');

CWM_OLAP_DIM_ATTRIBUTE.create_dimension_attribute(USER, 'CUSTOMERS_DIM', 'Phone
Number', 'Phone Number', 'Phone Number');
  CWM_OLAP_DIM_ATTRIBUTE.add_level_attribute(USER, 'CUSTOMERS_DIM', 'Phone
Number', 'CUSTOMER', 'CUST_MAIN_PHONE_NUMBER');

CWM_OLAP_DIM_ATTRIBUTE.create_dimension_attribute(USER, 'CUSTOMERS_DIM',
'E-mail', 'E-mail', 'E-mail');
  CWM_OLAP_DIM_ATTRIBUTE.add_level_attribute(USER, 'CUSTOMERS_DIM', 'E-mail',
'CUSTOMER', 'CUST_EMAIL');
dbms_output.put_line('- Other Customer Information created');

dbms_output.put_line
('Classify entity descriptor use');
begin
  SELECT descriptor_id INTO long_desc_id
  FROM all_olap_descriptors
  WHERE descriptor_value = 'Long Description'
  AND descriptor_type = 'Dimensional Attribute Descriptor';
  begin
    begin
      cwm_classify.add_entity_descriptor_use(long_desc_id,
DIMENSION_ATTRIBUTE_TYPE, USER, 'CUSTOMERS_DIM', 'Long Description');
    exception
```

```
        when cwm_exceptions.element_already_exists
            then null;
    end;
begin
    cwm_classify.add_entity_descriptor_use(long_desc_id,
LEVEL_ATTRIBUTE_TYPE, USER, 'CUSTOMERS_DIM', 'CUSTOMER', 'CUST_LAST_NAME');
    exception
        when cwm_exceptions.element_already_exists
            then null;
    end;
begin
    cwm_classify.add_entity_descriptor_use(long_desc_id,
LEVEL_ATTRIBUTE_TYPE, USER, 'CUSTOMERS_DIM', 'CITY', 'CUST_CITY');
    exception
        when cwm_exceptions.element_already_exists
            then null;
    end;
begin
    cwm_classify.add_entity_descriptor_use(long_desc_id,
LEVEL_ATTRIBUTE_TYPE, USER, 'CUSTOMERS_DIM', 'STATE', 'CUST_STATE_PROVINCE');
    exception
        when cwm_exceptions.element_already_exists
            then null;
    end;
begin
    cwm_classify.add_entity_descriptor_use(long_desc_id,
LEVEL_ATTRIBUTE_TYPE, USER, 'CUSTOMERS_DIM', 'COUNTRY', 'COUNTRY_NAME');
    exception
        when cwm_exceptions.element_already_exists
            then null;
    end;
begin
    cwm_classify.add_entity_descriptor_use(long_desc_id,
LEVEL_ATTRIBUTE_TYPE, USER, 'CUSTOMERS_DIM', 'SUBREGION', 'COUNTRY_SUBREGION');
    exception
        when cwm_exceptions.element_already_exists
            then null;
    end;
begin
    cwm_classify.add_entity_descriptor_use(long_desc_id,
LEVEL_ATTRIBUTE_TYPE, USER, 'CUSTOMERS_DIM', 'REGION', 'COUNTRY_REGION');
    exception
        when cwm_exceptions.element_already_exists
            then null;
    end;
end;
```

```
        end;
        dbms_output.put_line('- Long Description');
    end;

begin
    SELECT descriptor_id INTO short_desc_id
    FROM all_olap_descriptors
    WHERE descriptor_value = 'Short Description'
    AND descriptor_type = 'Dimensional Attribute Descriptor';
    begin
        begin
            cwm_classify.add_entity_descriptor_use(short_desc_id,
            DIMENSION_ATTRIBUTE_TYPE, USER, 'CUSTOMERS_DIM', 'Short Description');
        exception
            when cwm_exceptions.element_already_exists
            then null;
        end;
        begin
            cwm_classify.add_entity_descriptor_use(short_desc_id,
            LEVEL_ATTRIBUTE_TYPE, USER, 'CUSTOMERS_DIM', 'CUSTOMER', 'CUST_LAST_NAME');
        exception
            when cwm_exceptions.element_already_exists
            then null;
        end;
        begin
            cwm_classify.add_entity_descriptor_use(short_desc_id,
            LEVEL_ATTRIBUTE_TYPE, USER, 'CUSTOMERS_DIM', 'CITY', 'CUST_CITY');
        exception
            when cwm_exceptions.element_already_exists
            then null;
        end;
        begin
            cwm_classify.add_entity_descriptor_use(short_desc_id,
            LEVEL_ATTRIBUTE_TYPE, USER, 'CUSTOMERS_DIM', 'STATE', 'CUST_STATE_PROVINCE');
        exception
            when cwm_exceptions.element_already_exists
            then null;
        end;
        begin
            cwm_classify.add_entity_descriptor_use(short_desc_id,
            LEVEL_ATTRIBUTE_TYPE, USER, 'CUSTOMERS_DIM', 'COUNTRY', 'COUNTRY_NAME');
        exception
            when cwm_exceptions.element_already_exists
            then null;
        end;
    end;
```



```

begin
    cwm_classify.add_entity_descriptor_use(short_desc_id,
LEVEL_ATTRIBUTE_TYPE, USER, 'CUSTOMERS_DIM', 'SUBREGION', 'COUNTRY_SUBREGION');
exception
    when cwm_exceptions.element_already_exists
    then null;
end;
begin
    cwm_classify.add_entity_descriptor_use(short_desc_id,
LEVEL_ATTRIBUTE_TYPE, USER, 'CUSTOMERS_DIM', 'REGION', 'COUNTRY_REGION');
exception
    when cwm_exceptions.element_already_exists
    then null;
end;
end;
dbms_output.put_line('- Short Description');
end;

-- ----- Process the PRODUCT Dimension -----

dbms_output.put_line('-');
dbms_output.put_line
('<<<<< PRODUCTS DIMENSION >>>>>');
dbms_output.put_line
('Dimension - display name, description and plural name');

CWM_OLAP_DIMENSION.set_display_name(USER, 'PRODUCTS_DIM', 'Product');
CWM_OLAP_DIMENSION.set_description(USER, 'PRODUCTS_DIM', 'Product Dimension
Values');
CWM_OLAP_DIMENSION.set_plural_name(USER, 'PRODUCTS_DIM', 'Products');

dbms_output.put_line
('Level - display name and description');

cwm_olap_level.set_display_name(USER, 'PRODUCTS_DIM', 'PRODUCT', 'Products');
cwm_olap_level.set_description(USER, 'PRODUCTS_DIM', 'PRODUCT', 'Product level
of standard PRODUCT hierarchy');

cwm_olap_level.set_display_name(USER, 'PRODUCTS_DIM', 'SUBCATEGORY',
'Sub-categories');
cwm_olap_level.set_description(USER, 'PRODUCTS_DIM', 'SUBCATEGORY',
'Sub-category level of standard PRODUCT hierarchy');

cwm_olap_level.set_display_name(USER, 'PRODUCTS_DIM', 'CATEGORY', 'Categories');

```

```
cwm_olap_level.set_description(USER, 'PRODUCTS_DIM', 'CATEGORY', 'Category level
of standard PRODUCT hierarchy');

cwm_olap_level.set_display_name(USER, 'PRODUCTS_DIM', 'PROD_TOTAL', 'Product
Total');
cwm_olap_level.set_description(USER, 'PRODUCTS_DIM', 'PROD_TOTAL', 'Product
Total for the standard PRODUCT hierarchy');

dbms_output.put_line
('Hierarchy - display name and description');

cwm_olap_hierarchy.set_display_name(USER, 'PRODUCTS_DIM', 'PROD_ROLLUP',
'Standard');
cwm_olap_hierarchy.set_description(USER, 'PRODUCTS_DIM', 'PROD_ROLLUP',
'Standard Product hierarchy');

dbms_output.put_line('- default calculation hierarchy');
cwm_olap_cube.set_default_calc_hierarchy(USER, 'SALES_CUBE', 'PROD_ROLLUP', USER,
'PRODUCTS_DIM', 'PRODUCTS_DIM');
cwm_olap_cube.set_default_calc_hierarchy(USER, 'COST_CUBE', 'PROD_ROLLUP', USER,
'PRODUCTS_DIM', 'PRODUCTS_DIM');

dbms_output.put_line('- default display hierarchy');
cwm_olap_dimension.set_default_display_hierarchy(USER, 'PRODUCTS_DIM', 'PROD_
ROLLUP');

dbms_output.put_line
('Level Attributes - name, display name, description');

--Level: PRODUCT
cwm_olap_level_attribute.set_name(USER, 'PRODUCTS_DIM', 'PRODUCT', 'PROD_NAME',
'PROD_NAME');
cwm_olap_level_attribute.set_display_name(USER, 'PRODUCTS_DIM', 'PRODUCT',
'PROD_NAME', 'Product Name(s)');
cwm_olap_level_attribute.set_description(USER, 'PRODUCTS_DIM', 'PRODUCT', 'PROD_
NAME', 'Names for Product values of the Standard Product hierarchy');

cwm_olap_level_attribute.set_name(USER, 'PRODUCTS_DIM', 'PRODUCT', 'PROD_DESC',
'PROD_DESC');
cwm_olap_level_attribute.set_display_name(USER, 'PRODUCTS_DIM', 'PRODUCT',
'PROD_DESC', 'Product Description');
```

```
cwm_olap_level_attribute.set_description(USER, 'PRODUCTS_DIM', 'PRODUCT', 'PROD_
DESC', 'Product Description including characteristics of the product');

cwm_olap_level_attribute.set_name(USER, 'PRODUCTS_DIM', 'PRODUCT', 'PROD_WEIGHT_
CLASS', 'PROD_WEIGHT_CLASS');
cwm_olap_level_attribute.set_display_name(USER, 'PRODUCTS_DIM', 'PRODUCT',
'PROD_WEIGHT_CLASS', 'Weight Class');
cwm_olap_level_attribute.set_description(USER, 'PRODUCTS_DIM', 'PRODUCT', 'PROD_
WEIGHT_CLASS', 'Product Weight Class');

cwm_olap_level_attribute.set_name(USER, 'PRODUCTS_DIM', 'PRODUCT', 'PROD_UNIT_
OF_MEASURE', 'PROD_UNIT_OF_MEASURE');
cwm_olap_level_attribute.set_display_name(USER, 'PRODUCTS_DIM', 'PRODUCT',
'PROD_UNIT_OF_MEASURE', 'Unit of Measure');
cwm_olap_level_attribute.set_description(USER, 'PRODUCTS_DIM', 'PRODUCT', 'PROD_
UNIT_OF_MEASURE', 'Product Unit of Measure');

--Level: SUBCATEGORY
cwm_olap_level_attribute.set_name(USER, 'PRODUCTS_DIM', 'SUBCATEGORY', 'PROD_
SUBCATEGORY', 'PROD_SUBCATEGORY');
cwm_olap_level_attribute.set_display_name(USER, 'PRODUCTS_DIM', 'SUBCATEGORY',
'PROD_SUBCATEGORY', 'Sub-category');
cwm_olap_level_attribute.set_description(USER, 'PRODUCTS_DIM', 'SUBCATEGORY',
'PROD_SUBCATEGORY', 'Product Sub-category');

cwm_olap_level_attribute.set_name(USER, 'PRODUCTS_DIM', 'SUBCATEGORY', 'PROD_
SUBCAT_DESC', 'PROD_SUBCAT_DESC');
cwm_olap_level_attribute.set_display_name(USER, 'PRODUCTS_DIM', 'SUBCATEGORY',
'PROD_SUBCAT_DESC', 'Sub-category Description');
cwm_olap_level_attribute.set_description(USER, 'PRODUCTS_DIM', 'SUBCATEGORY',
'PROD_SUBCAT_DESC', 'Product Sub-category Description');

--Level: CATEGORY
cwm_olap_level_attribute.set_name(USER, 'PRODUCTS_DIM', 'CATEGORY', 'PROD_
CATEGORY', 'PROD_CATEGORY');
cwm_olap_level_attribute.set_display_name(USER, 'PRODUCTS_DIM', 'CATEGORY',
'PROD_CATEGORY', 'Category');
cwm_olap_level_attribute.set_description(USER, 'PRODUCTS_DIM', 'CATEGORY',
'PROD_CATEGORY', 'Product category');

cwm_olap_level_attribute.set_name(USER, 'PRODUCTS_DIM', 'CATEGORY', 'PROD_CAT_
DESC', 'PROD_CAT_DESC');
cwm_olap_level_attribute.set_display_name(USER, 'PRODUCTS_DIM', 'CATEGORY',
'PROD_CAT_DESC', 'Category Description');
cwm_olap_level_attribute.set_description(USER, 'PRODUCTS_DIM', 'CATEGORY',
```

```
'PROD_CAT_DESC', 'Product Category Description');

--Level: PRODUCT TOTAL
cwm_olap_level_attribute.set_name(USER, 'PRODUCTS_DIM', 'PROD_TOTAL', 'PROD_
TOTAL', 'PROD_TOTAL');
cwm_olap_level_attribute.set_display_name(USER, 'PRODUCTS_DIM', 'PROD_TOTAL',
'PROD_TOTAL', 'Product Total');
cwm_olap_level_attribute.set_description(USER, 'PRODUCTS_DIM', 'PROD_TOTAL',
'PROD_TOTAL', 'Product Total');

dbms_output.put_line
('Drop dimension attributes prior to re-creation');

begin
    cwm_olap_dim_attribute.drop_dimension_attribute(USER, 'PRODUCTS_DIM', 'Long
Description');
    dbms_output.put_line('- Long Description dropped');
exception
    when cwm_exceptions.attribute_not_found then
        null;
end;
begin
    cwm_olap_dim_attribute.drop_dimension_attribute(USER, 'PRODUCTS_DIM', 'Short
Description' );
    dbms_output.put_line('- Short Description dropped');
exception
    when cwm_exceptions.attribute_not_found then
        dbms_output.put_line('No attribute to drop');
end;

dbms_output.put_line
('Create dimension attributes and add their level attributes');

CWM_OLAP_DIM_ATTRIBUTE.create_dimension_attribute(USER, 'PRODUCTS_DIM', 'Long
Description', 'Long Product Description', 'Full Description of Products');
    CWM_OLAP_DIM_ATTRIBUTE.add_level_attribute(USER, 'PRODUCTS_DIM', 'Long
Description', 'PRODUCT', 'PROD_DESC');
    CWM_OLAP_DIM_ATTRIBUTE.add_level_attribute(USER, 'PRODUCTS_DIM', 'Long
Description', 'SUBCATEGORY', 'PROD_SUBCAT_DESC');
    CWM_OLAP_DIM_ATTRIBUTE.add_level_attribute(USER, 'PRODUCTS_DIM', 'Long
Description', 'CATEGORY', 'PROD_CAT_DESC');
dbms_output.put_line('- Long Description created');
```

```
CWM_OLAP_DIM_ATTRIBUTE.create_dimension_attribute(USER, 'PRODUCTS_DIM', 'Short
Description', 'Short Product Names', 'Short name of Products');
  CWM_OLAP_DIM_ATTRIBUTE.add_level_attribute(USER, 'PRODUCTS_DIM', 'Short
Description', 'PRODUCT', 'PROD_NAME');
  CWM_OLAP_DIM_ATTRIBUTE.add_level_attribute(USER, 'PRODUCTS_DIM', 'Short
Description', 'SUBCATEGORY', 'PROD_SUBCAT_DESC');
  CWM_OLAP_DIM_ATTRIBUTE.add_level_attribute(USER, 'PRODUCTS_DIM', 'Short
Description', 'CATEGORY', 'PROD_CAT_DESC');
dbms_output.put_line('- Short Description created');
```

```
dbms_output.put_line
('Classify entity descriptor use');
```

```
begin
  SELECT descriptor_id INTO long_desc_id
  FROM all_olap_descriptors
  WHERE descriptor_value = 'Long Description'
  AND descriptor_type = 'Dimensional Attribute Descriptor';
  begin
    begin
      cwm_classify.add_entity_descriptor_use(long_desc_id,
DIMENSION_ATTRIBUTE_TYPE, USER, 'PRODUCTS_DIM', 'Long Description');
    exception
      when cwm_exceptions.element_already_exists
      then null;
    end;
    begin
      cwm_classify.add_entity_descriptor_use(long_desc_id,
LEVEL_ATTRIBUTE_TYPE, USER, 'PRODUCTS_DIM', 'PRODUCT', 'PROD_DESC');
    exception
      when cwm_exceptions.element_already_exists
      then null;
    end;
    begin
      cwm_classify.add_entity_descriptor_use(long_desc_id,
LEVEL_ATTRIBUTE_TYPE, USER, 'PRODUCTS_DIM', 'SUBCATEGORY', 'PROD_SUBCAT_DESC');
    exception
      when cwm_exceptions.element_already_exists
      then null;
    end;
    begin
      cwm_classify.add_entity_descriptor_use(long_desc_id,
LEVEL_ATTRIBUTE_TYPE, USER, 'PRODUCTS_DIM', 'CATEGORY', 'PROD_CAT_DESC');
    exception
```

```
        when cwm_exceptions.element_already_exists
            then null;
        end;
    end;
    dbms_output.put_line('- Long Description');
end;

begin
    SELECT descriptor_id INTO short_desc_id
    FROM all_olap_descriptors
    WHERE descriptor_value = 'Short Description'
    AND descriptor_type = 'Dimensional Attribute Descriptor';
    begin
        begin
            cwm_classify.add_entity_descriptor_use(short_desc_id,
            DIMENSION_ATTRIBUTE_TYPE, USER, 'PRODUCTS_DIM', 'Short Description');
        exception
            when cwm_exceptions.element_already_exists
                then null;
        end;
        begin
            cwm_classify.add_entity_descriptor_use(short_desc_id,
            LEVEL_ATTRIBUTE_TYPE, USER, 'PRODUCTS_DIM', 'PRODUCT', 'PROD_DESC');
        exception
            when cwm_exceptions.element_already_exists
                then null;
        end;
        begin
            cwm_classify.add_entity_descriptor_use(short_desc_id,
            LEVEL_ATTRIBUTE_TYPE, USER, 'PRODUCTS_DIM', 'SUBCATEGORY', 'PROD_SUBCAT_DESC');
        exception
            when cwm_exceptions.element_already_exists
                then null;
        end;
        begin
            cwm_classify.add_entity_descriptor_use(short_desc_id,
            LEVEL_ATTRIBUTE_TYPE, USER, 'PRODUCTS_DIM', 'CATEGORY', 'PROD_CAT_DESC');
        exception
            when cwm_exceptions.element_already_exists
                then null;
        end;
    end;
    dbms_output.put_line('- Short Description');
end;
```

```
-- ----- Process the PROMOTIONS Dimension -----  
  
dbms_output.put_line('-');  
dbms_output.put_line  
( '<<<<< PROMOTIONS DIMENSION >>>>>' );  
dbms_output.put_line  
( 'Dimension - display name, description and plural name' );  
  
CWM_OLAP_DIMENSION.set_display_name(USER, 'PROMOTIONS_DIM', 'Promotions');  
CWM_OLAP_DIMENSION.set_description(USER, 'PROMOTIONS_DIM', 'Promotion Values');  
CWM_OLAP_DIMENSION.set_plural_name(USER, 'PROMOTIONS_DIM', 'Promotions');  
  
dbms_output.put_line  
( 'Level - display name and description' );  
  
cwm_olap_level.set_display_name(USER, 'PROMOTIONS_DIM', 'PROMO', 'Promotions');  
cwm_olap_level.set_description(USER, 'PROMOTIONS_DIM', 'PROMO', 'Promotion level  
of the standard PROMOTION hierarchy');  
  
cwm_olap_level.set_display_name(USER, 'PROMOTIONS_DIM', 'SUBCATEGORY',  
'Promotions Sub-categories');  
cwm_olap_level.set_description(USER, 'PROMOTIONS_DIM', 'SUBCATEGORY',  
'Sub-category level of the standard PROMOTION hierarchy');  
  
cwm_olap_level.set_display_name(USER, 'PROMOTIONS_DIM', 'CATEGORY', 'Promotions  
Categories');  
cwm_olap_level.set_description(USER, 'PROMOTIONS_DIM', 'CATEGORY', 'Category  
level of the standard PROMOTION hierarchy');  
  
cwm_olap_level.set_display_name(USER, 'PROMOTIONS_DIM', 'PROMO_TOTAL',  
'Promotions Total');  
cwm_olap_level.set_description(USER, 'PROMOTIONS_DIM', 'PROMO_TOTAL',  
'Promotions Total for the standard PROMOTION hierarchy');  
  
dbms_output.put_line  
( 'Hierarchy - display name and description' );  
  
cwm_olap_hierarchy.set_display_name(USER, 'PROMOTIONS_DIM', 'PROMO_ROLLUP',  
'Standard Promotions');  
cwm_olap_hierarchy.set_description(USER, 'PROMOTIONS_DIM', 'PROMO_ROLLUP',  
'Standard Promotions hierarchy');
```

```
dbms_output.put_line('- default calculation hierarchy');
cwm_olap_cube.set_default_calc_hierarchy(USER, 'SALES_CUBE', 'PROMO_ROLLUP',
USER, 'PROMOTIONS_DIM', 'PROMOTIONS_DIM');

dbms_output.put_line('- default display hierarchy');
cwm_olap_dimension.set_default_display_hierarchy(USER, 'PROMOTIONS_DIM', 'PROMO_
ROLLUP');

dbms_output.put_line
('Level Attributes - name, display name, description');

--Level: PROMO
cwm_olap_level_attribute.set_name(USER, 'PROMOTIONS_DIM', 'PROMO', 'PROMO_NAME',
'PROMO_NAME');
cwm_olap_level_attribute.set_display_name(USER, 'PROMOTIONS_DIM', 'PROMO',
'PROMO_NAME', 'Promotion Name(s)');
cwm_olap_level_attribute.set_description(USER, 'PROMOTIONS_DIM', 'PROMO',
'PROMO_NAME', 'Names for the Promotions in the Standard Promotions hierarchy');

cwm_olap_level_attribute.set_name(USER, 'PROMOTIONS_DIM', 'PROMO', 'PROMO_COST',
'PROMO_COST');
cwm_olap_level_attribute.set_display_name(USER, 'PROMOTIONS_DIM', 'PROMO',
'PROMO_COST', 'Promotion costs');
cwm_olap_level_attribute.set_description(USER, 'PROMOTIONS_DIM', 'PROMO',
'PROMO_COST', 'Promotion costs');

cwm_olap_level_attribute.set_name(USER, 'PROMOTIONS_DIM', 'PROMO', 'PROMO_BEGIN_
DATE', 'PROMO_BEGIN_DATE');
cwm_olap_level_attribute.set_display_name(USER, 'PROMOTIONS_DIM', 'PROMO',
'PROMO_BEGIN_DATE', 'Begin date');
cwm_olap_level_attribute.set_description(USER, 'PROMOTIONS_DIM', 'PROMO',
'PROMO_BEGIN_DATE', 'Promotion Begin Date');

cwm_olap_level_attribute.set_name(USER, 'PROMOTIONS_DIM', 'PROMO', 'PROMO_END_
DATE', 'PROMO_END_DATE');
cwm_olap_level_attribute.set_display_name(USER, 'PROMOTIONS_DIM', 'PROMO',
'PROMO_END_DATE', 'End date');
cwm_olap_level_attribute.set_description(USER, 'PROMOTIONS_DIM', 'PROMO',
'PROMO_END_DATE', 'Promotion End Date');

--Level: SUBCATEGORY
cwm_olap_level_attribute.set_name(USER, 'PROMOTIONS_DIM', 'SUBCATEGORY', 'PROMO_
SUBCATEGORY', 'PROMO_SUBCATEGORY');
```



```
cwm_olap_level_attribute.set_display_name(USER, 'PROMOTIONS_DIM', 'SUBCATEGORY',
'PROMO_SUBCATEGORY', 'Sub-Category');
cwm_olap_level_attribute.set_description(USER, 'PROMOTIONS_DIM', 'SUBCATEGORY',
'PROMO_SUBCATEGORY', 'Promotion Sub-Category');

--Level: CATEGORY
cwm_olap_level_attribute.set_name(USER, 'PROMOTIONS_DIM', 'CATEGORY', 'PROMO_
CATEGORY', 'PROMO_CATEGORY');
cwm_olap_level_attribute.set_display_name(USER, 'PROMOTIONS_DIM', 'CATEGORY',
'PROMO_CATEGORY', 'Category');
cwm_olap_level_attribute.set_description(USER, 'PROMOTIONS_DIM', 'CATEGORY',
'PROMO_CATEGORY', 'Promotion Category');

--Level: PROMOTIONS TOTAL
cwm_olap_level_attribute.set_name(USER, 'PROMOTIONS_DIM', 'PROMO_TOTAL', 'PROMO_
TOTAL', 'PROMO_TOTAL');
cwm_olap_level_attribute.set_display_name(USER, 'PROMOTIONS_DIM', 'PROMO_TOTAL',
'PROMO_TOTAL', 'Promotions Total');
cwm_olap_level_attribute.set_description(USER, 'PROMOTIONS_DIM', 'PROMO_TOTAL',
'PROMO_TOTAL', 'Promotions Total');

dbms_output.put_line
('Drop dimension attributes prior to re-creation');

begin
  cwm_olap_dim_attribute.drop_dimension_attribute(USER, 'PROMOTIONS_DIM',
'Long Description');
  dbms_output.put_line('- Long Description dropped');
exception
  when cwm_exceptions.attribute_not_found then
    null;
end;
begin
  cwm_olap_dim_attribute.drop_dimension_attribute(USER, 'PROMOTIONS_DIM',
'Short Description' );
  dbms_output.put_line('- Short Description dropped');
exception
  when cwm_exceptions.attribute_not_found then
    dbms_output.put_line('No attribute to drop');
end;

dbms_output.put_line
('Create dimension attributes and add their level attributes');
```

```
CWM_OLAP_DIM_ATTRIBUTE.create_dimension_attribute(USER, 'PROMOTIONS_DIM', 'Long
Description', 'Long Description of Promotions', 'Long Description of
Promotions');
  CWM_OLAP_DIM_ATTRIBUTE.add_level_attribute(USER, 'PROMOTIONS_DIM', 'Long
Description', 'PROMO', 'PROMO_NAME');
dbms_output.put_line('- Long Description created');

CWM_OLAP_DIM_ATTRIBUTE.create_dimension_attribute(USER, 'PROMOTIONS_DIM', 'Short
Description', 'ShortDescription of Promotions', 'Short Description of
Promotions');
  CWM_OLAP_DIM_ATTRIBUTE.add_level_attribute(USER, 'PROMOTIONS_DIM', 'Short
Description', 'PROMO', 'PROMO_NAME');
dbms_output.put_line('- Short Description created');

dbms_output.put_line
('Classify entity descriptor use');

begin
  SELECT descriptor_id INTO long_desc_id
  FROM all_olap_descriptors
  WHERE descriptor_value = 'Long Description'
  AND descriptor_type = 'Dimensional Attribute Descriptor';
  begin
    begin
      cwm_classify.add_entity_descriptor_use(long_desc_id,
DIMENSION_ATTRIBUTE_TYPE, USER, 'PROMOTIONS_DIM', 'Long Description');
    exception
      when cwm_exceptions.element_already_exists
      then null;
    end;
    begin
      cwm_classify.add_entity_descriptor_use(long_desc_id,
LEVEL_ATTRIBUTE_TYPE, USER, 'PROMOTIONS_DIM', 'PROMO', 'PROMO_NAME');
    exception
      when cwm_exceptions.element_already_exists
      then null;
    end;
  end;
  dbms_output.put_line('- Long Description');
end;

begin
  SELECT descriptor_id INTO short_desc_id
```

```

FROM all_olap_descriptors
WHERE descriptor_value = 'Short Description'
AND descriptor_type = 'Dimensional Attribute Descriptor';
begin
  begin
    cwm_classify.add_entity_descriptor_use(short_desc_id,
DIMENSION_ATTRIBUTE_TYPE, USER, 'PROMOTIONS_DIM', 'Short Description');
  exception
    when cwm_exceptions.element_already_exists
    then null;
  end;
  begin
    cwm_classify.add_entity_descriptor_use(short_desc_id,
LEVEL_ATTRIBUTE_TYPE, USER, 'PROMOTIONS_DIM', 'PROMO', 'PROMO_NAME');
  exception
    when cwm_exceptions.element_already_exists
    then null;
  end;
end;
dbms_output.put_line('- Short Description');
end;

-- ----- Process the CHANNELS Dimension -----

dbms_output.put_line('-');
dbms_output.put_line
('<<<<< CHANNELS DIMENSION >>>>>');
dbms_output.put_line
('Dimension - display name, description and plural name');

CWM_OLAP_DIMENSION.set_display_name(USER, 'CHANNELS_DIM', 'Channel');
CWM_OLAP_DIMENSION.set_description(USER, 'CHANNELS_DIM', 'Channel Values');
CWM_OLAP_DIMENSION.set_plural_name(USER, 'CHANNELS_DIM', 'Channels');

dbms_output.put_line
('Level - display name and description');

cwm_olap_level.set_display_name(USER, 'CHANNELS_DIM', 'CHANNEL', 'Channel');
cwm_olap_level.set_description(USER, 'CHANNELS_DIM', 'CHANNEL', 'Channel level
of the standard hierarchy');

cwm_olap_level.set_display_name(USER, 'CHANNELS_DIM', 'CHANNEL_CLASS', 'Channel
Class');

```

```
cwm_olap_level.set_description(USER, 'CHANNELS_DIM', 'CHANNEL_CLASS', 'Channel  
Class level of the standard hierarchy');
```

```
cwm_olap_level.set_display_name(USER, 'CHANNELS_DIM', 'CHANNEL_TOTAL', 'Channel  
Total');
```

```
cwm_olap_level.set_description(USER, 'CHANNELS_DIM', 'CHANNEL_TOTAL', 'Channel  
Total for the standard hierarchy');
```

```
dbms_output.put_line  
( 'Hierarchy - display name and description');
```

```
cwm_olap_hierarchy.set_display_name(USER, 'CHANNELS_DIM', 'CHANNEL_ROLLUP',  
'Standard Channels');
```

```
cwm_olap_hierarchy.set_description(USER, 'CHANNELS_DIM', 'CHANNEL_ROLLUP',  
'Standard Channels hierarchy');
```

```
dbms_output.put_line('- default calculation hierarchy');
```

```
cwm_olap_cube.set_default_calc_hierarchy(USER, 'SALES_CUBE', 'CHANNEL_ROLLUP',  
USER, 'CHANNELS_DIM', 'CHANNELS_DIM');
```

```
dbms_output.put_line('- default display hierarchy');
```

```
cwm_olap_dimension.set_default_display_hierarchy(USER, 'CHANNELS_DIM', 'CHANNEL_  
ROLLUP');
```

```
dbms_output.put_line  
( 'Level Attributes - name, display name, description');
```

```
--Level: CHANNEL
```

```
cwm_olap_level_attribute.set_name(USER, 'CHANNELS_DIM', 'CHANNEL', 'CHANNEL_  
DESC', 'CHANNEL_DESC');
```

```
cwm_olap_level_attribute.set_display_name(USER, 'CHANNELS_DIM', 'CHANNEL',  
'CHANNEL_DESC', 'Channel');
```

```
cwm_olap_level_attribute.set_description(USER, 'CHANNELS_DIM', 'CHANNEL',  
'CHANNEL_DESC', 'Channel Description');
```

```
--Level: CHANNEL CLASS
```

```
cwm_olap_level_attribute.set_name(USER, 'CHANNELS_DIM', 'CHANNEL_CLASS',  
'CHANNEL_CLASS', 'CHANNEL_CLASS');
```

```
cwm_olap_level_attribute.set_display_name(USER, 'CHANNELS_DIM', 'CHANNEL_CLASS',  
'CHANNEL_CLASS', 'Channel Class');
```

```
cwm_olap_level_attribute.set_description(USER, 'CHANNELS_DIM', 'CHANNEL_CLASS',
```

```
'CHANNEL_CLASS', 'Channel Class Identifier');

--Level: CHANNEL TOTAL
cwm_olap_level_attribute.set_name(USER, 'CHANNELS_DIM', 'CHANNEL_TOTAL',
'CHANNEL_TOTAL', 'CHANNEL_TOTAL');
cwm_olap_level_attribute.set_display_name(USER, 'CHANNELS_DIM', 'CHANNEL_TOTAL',
'CHANNEL_TOTAL', 'Channel Total');
cwm_olap_level_attribute.set_description(USER, 'CHANNELS_DIM', 'CHANNEL_TOTAL',
'CHANNEL_TOTAL', 'Channel Total');

dbms_output.put_line
('Drop dimension attributes prior to re-creation');

begin
    cwm_olap_dim_attribute.drop_dimension_attribute(USER, 'CHANNELS_DIM', 'Long
Description');
    dbms_output.put_line('- Long Description dropped');
exception
    when cwm_exceptions.attribute_not_found then
        null;
end;
begin
    cwm_olap_dim_attribute.drop_dimension_attribute(USER, 'CHANNELS_DIM', 'Short
Description' );
    dbms_output.put_line('- Short Description dropped');
exception
    when cwm_exceptions.attribute_not_found then
        dbms_output.put_line('No attribute to drop');
end;

dbms_output.put_line
('Create dimension attributes and add their level attributes');

CWM_OLAP_DIM_ATTRIBUTE.create_dimension_attribute(USER, 'CHANNELS_DIM', 'Long
Description', 'Long Description of Channels', 'Long Description of Channels');
    CWM_OLAP_DIM_ATTRIBUTE.add_level_attribute(USER, 'CHANNELS_DIM', 'Long
Description', 'CHANNEL', 'CHANNEL_DESC');
dbms_output.put_line('- Long Description created');

CWM_OLAP_DIM_ATTRIBUTE.create_dimension_attribute(USER, 'CHANNELS_DIM', 'Short
Description', 'Short Description of Channels', 'Short Description of Channels');
    CWM_OLAP_DIM_ATTRIBUTE.add_level_attribute(USER, 'CHANNELS_DIM', 'Short
Description', 'CHANNEL', 'CHANNEL_DESC');
```

```
dbms_output.put_line('- Short Description created');

dbms_output.put_line
('Classify entity descriptor use');

begin
  SELECT descriptor_id INTO long_desc_id
  FROM all_olap_descriptors
  WHERE descriptor_value = 'Long Description'
  AND descriptor_type = 'Dimensional Attribute Descriptor';
  begin
    begin
      cwm_classify.add_entity_descriptor_use(long_desc_id,
DIMENSION_ATTRIBUTE_TYPE, USER, 'CHANNELS_DIM', 'Long Description');
    exception
      when cwm_exceptions.element_already_exists
      then null;
    end;
    begin
      cwm_classify.add_entity_descriptor_use(long_desc_id,
LEVEL_ATTRIBUTE_TYPE, USER, 'CHANNELS_DIM', 'CHANNEL', 'CHANNEL_DESC');
    exception
      when cwm_exceptions.element_already_exists
      then null;
    end;
  end;
  dbms_output.put_line('- Long Description');
end;

begin
  SELECT descriptor_id INTO short_desc_id
  FROM all_olap_descriptors
  WHERE descriptor_value = 'Short Description'
  AND descriptor_type = 'Dimensional Attribute Descriptor';
  begin
    begin
      cwm_classify.add_entity_descriptor_use(short_desc_id,
DIMENSION_ATTRIBUTE_TYPE, USER, 'CHANNELS_DIM', 'Short Description');
    exception
      when cwm_exceptions.element_already_exists
      then null;
    end;
    begin
      cwm_classify.add_entity_descriptor_use(short_desc_id,
```

```

LEVEL_ATTRIBUTE_TYPE, USER, 'CHANNELS_DIM', 'CHANNEL', 'CHANNEL_DESC');
    exception
        when cwm_exceptions.element_already_exists
            then null;
    end;
end;
dbms_output.put_line('- Short Description');
end;

-- ----- Final Processing -----

dbms_output.put_line('-');
dbms_output.put_line
('<<<<< FINAL PROCESSING >>>>>');
commit;
dbms_output.put_line
('- Changes have been committed');
exception
    when others then
        cwm_utility.dump_error;
        errtxt := cwm_utility.get_last_error_description;
        dbms_output.put_line('ERROR: ' || errtxt);
        rollback;
        raise;
end;
.
/

COMMIT;

-- ----- Statistics -----

@?/demo/schema/sales_history/sh_analz.sql

```

## sh\_olp\_d.sql

```

Rem
Rem $Header: sh_olp_d.sql 17-sep-2001.15:57:34 ahunold Exp $
Rem
Rem sh_olp_d.sql

```

```
Rem
Rem Copyright (c) 2001, Oracle Corporation. All rights reserved.
Rem
Rem NAME
Rem sh_olp_d.sql - Drop columns used by OLAP Server
Rem
Rem DESCRIPTION
Rem SH is the Sales History schema of the Oracle 9i Sample
Rem Schemas
Rem
Rem NOTES
Rem
Rem
Rem MODIFIED (MM/DD/YY)
Rem ahunold 09/17/01 - sh_analz.sql
Rem ahunold 04/23/01 - duplicate lines
Rem ahunold 04/05/01 - dimension names
Rem ahunold 03/05/01 - external table, no DROPS
Rem ahunold 02/07/01 - CMWLite
Rem ahunold 02/01/01 - Merged ahunold_two_facts
Rem hbaer 01/29/01 - Created
Rem

ALTER TABLE products
DROP COLUMN prod_total;

ALTER TABLE customers
DROP COLUMN cust_total;

ALTER TABLE promotions
DROP COLUMN promo_total;

ALTER TABLE channels
DROP COLUMN channel_total;

ALTER TABLE countries
DROP COLUMN country_total;

COMMIT;

REM redefinition of original dimensions

DROP DIMENSION times_dim;

DROP DIMENSION customers_dim;
```



```
DROP DIMENSION products_dim;  
  
DROP DIMENSION promotions_dim;  
  
DROP DIMENSION channels_dim;  
  
@@sh_hiera  
@@sh_analz
```

